




**Approved
Tuition and Fees
and
University Budget Plan
FY 2014-2015**



**VCU Board of Visitors
May 9, 2014**

**Virginia Commonwealth University
Tuition and Fees
and
University Budget Plan
FY 2014-2015**

Table of Contents

TAB I	Highlights of the FY 2014-2015 University Budget Plan	I-1
	Executive Summary	I-3
	Enrollment Trends and Projections	I-5
	Budget Actions of the 2014 General Assembly	I-6
	Tuition and Fees	I-8
	Sources and Uses Summary by Program	I-8
TAB II	Details of the FY 2014-2015 University Budget Plan	
	Educational and General Programs	II-1
	Sponsored Programs	II-9
	Facilities and Administrative Cost Recoveries	
	Auxiliary Enterprise Programs	II-15
	University Funds	II-21
	Student Financial Assistance	II-25
	Glossary of Financial Aid Terms	
	Hospital Services	II-31
TAB III	FY 2014-2015 Tuition and Fees	III-1
TAB IV	Glossary of Budget Terms	IV-1

**VIRGINIA COMMONWEALTH UNIVERSITY
FY 2014-2015 UNIVERSITY BUDGET PLAN**

Highlights

Virginia Commonwealth University
FY 2014-2015 Budget Plan
(in thousands)

	2013-14 <u>Budget Plan</u>	2014-15 <u>Budget Plan</u>	Percentage <u>Change</u>
<u>Sources</u>			
General Funds	\$ 192,674	\$ 192,674	0.0%
Nongeneral Funds			
Educational and General Tuition and Fees	340,361	360,803	6.0%
Grants and Contracts			
Sponsored Programs	151,426	152,690	0.8%
Financial Aid	28,690	29,676	3.4%
Sales and Services			
Auxiliary Sales and Services	76,339	79,919	4.7%
University Fee/Student Health Fee	50,956	49,111	-3.6%
VCUQ	41,502	41,269	-0.6%
Other Sales and Services	36,125	36,534	1.1%
Gifts and Investment Income	36,645	37,614	2.6%
Other Revenues ⁽¹⁾	12,698	8,892	-30.0%
Total Nongeneral Funds	<u>774,742</u>	<u>796,508</u>	2.8%
Total Sources	<u>\$ 967,416</u>	<u>\$ 989,182</u>	2.2%
 <u>Uses</u>			
Educational and General			
President	\$ 5,900	\$ 5,942	0.7%
Provost/Academic Affairs			
Libraries	17,707	20,143	13.8%
School of Arts	28,401	29,883	5.2%
College of Humanities and Sciences ⁽²⁾	54,238	48,097	-11.3%
School of Business	25,442	30,359	19.3%
School of Education	11,570	11,537	-0.3%
School of Engineering	18,636	22,365	20.0%
School of Social Work	5,933	6,095	2.7%
Other	72,238	75,825	5.0%
Total Provost/Academic Affairs	<u>234,165</u>	<u>244,304</u>	4.3%
Health Sciences			
School of Allied Health Professions	13,738	14,394	4.8%
School of Medicine	75,743	79,544	5.0%
School of Dentistry	27,603	29,114	5.5%
School of Nursing	8,686	9,144	5.3%
School of Pharmacy	13,561	14,785	9.0%
Massey Cancer Center	2,095	2,103	0.4%

	2013-14	2014-15	Percentage
	Budget Plan	Budget Plan	Change
Other	12,710	10,301	-19.0%
Total Health Sciences	154,136	159,385	3.4%
Research	9,034	10,232	13.3%
Finance and Administration	81,213	87,705	8.0%
Inclusive Excellence	1,073	1,251	16.6%
Development & Alumni Relations	2,535	2,583	1.9%
University Relations	4,423	4,948	11.9%
Central University	17,557	12,906	-26.5%
Student Financial Assistance	7,931	9,131	15.1%
Total Educational and General	517,967	538,388	3.9%
Non Educational and General			
Sponsored Programs	128,938	127,688	-1.0%
FACR	24,429	26,943	10.3%
Total Sponsored Programs	153,367	154,631	0.8%
Auxiliary Enterprises			
Housing/Dining/Student Services	72,388	70,754	-2.3%
Parking and Transportation	16,729	15,885	-5.0%
Intercollegiate Athletics/Siegel Center	24,472	24,760	1.2%
Recreational Sports/Student Unions	14,690	14,864	1.2%
University Services and Other ⁽³⁾	690	1,489	115.8%
Contingencies	2,914	3,021	3.7%
Financial Aid Transfer	1,412	1,412	n/a
Total Auxiliary Enterprises	133,295	132,185	
VCUQ	41,502	41,269	-0.6%
University Funds	38,415	38,884	1.2%
Student Financial Assistance	52,760	53,746	1.9%
Hospital Services	25,325	25,730	1.6%
Total Non Educational and General	444,664	446,445	0.4%
Total Uses	\$ 962,631	\$ 984,833	2.3%

Note: Budget for auxiliary enterprises includes use of balances and prior year's revenues.

⁽¹⁾ Reduction in Other Revenues is attributed to various auxiliary projects completed in FY 2013-2014, including the West Grace Street North housing project, land acquisition on West Grace Street, dining contract conversion, and dining renovations.

⁽²⁾ The reduction in the College of Humanities and Sciences reflects the Wilder School of Government & Public Affairs becoming an independent department, and the VCU Brand Center moving to the School of Business.

⁽³⁾ Increase in Auxiliary University Services and Other expenditures reflects a combination of a decrease in Steam Plant recoveries (which lowers reimbursement from the MCV Campus, VCU Health System, and nearby state and private office buildings in downtown Richmond) and an increase in expenditures for RamTech, a new retail computer store on the Monroe Park Campus.

Executive Summary

The FY 2014-2015 Budget Plan is the second budget developed using VCU's new budget development process that focuses on transparency in process through open communication. The University Budget Advisory Committee (UBAC), composed of the senior finance officers in each Vice President's office, as well as the Vice President for Inclusive Excellence and chaired by the Vice President for Finance and Administration, met regularly during this past academic year to review the financial structure of each school/department/unit and to discuss financial issues facing the University. UBAC also continued to review the resources of the University within the context of *Quest for Distinction* in open meetings and made recommendations to senior leadership.

This budget, for the first time since 2006, does not have the benefit of having an approved state budget. Therefore, we have assumed level state funding comparable to FY 2013-2014 in order to assure that we follow a conservative and prudent approach. Any additional state appropriations made subsequent to May 9, 2014 will be budgeted pursuant to legislative intent, in the case of flexible funding, expenditures will be as described later in the section titled "2014 General Assembly."

While the recent trend of increased state funding is positive and we hope that such a trend continues, VCU's current financial picture is heavily impacted by the fiscal realities of the ongoing impact from the Great Recession and subsequent state budgets. Since the Great Recession, VCU's funding ratio of state funding versus student generated tuition and fees changed from a nearly 1:1 ratio in FY 2007-2008 to a tuition and fee burden of over 2:1 in FY 2014-2015. This change in funding sources puts VCU at a significant disadvantage. VCU is unique among our peers in that we:

- serve the largest in-state student population
- are most dependent on state appropriations
- do not have a large out-of-state tuition buffer
- have been historically low in tuition, especially for a major research university

Despite the funding limitations the University has faced, VCU continues to move forward guided by the goals set forth in *Quest for Distinction*. On the revenue side of the budget, VCU plans to implement the second year of its new market based per credit hour tuition structure for FY 2014-2015 that will impact a second cohort of new undergraduate students. The per credit hour pricing has now been in place since fall 2013 and will continue into the future. The credit hour structure and "Do the Math" campaign increased credit hour enrollment per student. New students enrolled in 15 credit hours or more at significantly higher rates than in prior years.

Key Allocations in the Proposed Budget – Unavoidable Costs

- \$952,000 to cover increased costs for scholarly journal subscriptions;
- \$300,000 to cover West Grace Street Office Building debt service;
- \$905,000 for the operation and maintenance costs of new buildings coming on-line, increased maintenance and service contracts, increased utility costs, Groome Transportation contract escalation for campus connector, net of rent savings; and
- \$84,000 to fund Teaching and Research (T&R) faculty promotions upon completion of the promotion and tenure process.

Funding to enhance *Quest for Distinction*

Priority: Academic Quality and Student Success

(Ensure academic quality and student success with a focus on financial support for students, digital engagement, innovative academic programs, and campus safety)

Financial Aid	\$1,200,000
Quality Enhancement Program (QEP)	600,000
Adjunct Conversions to Full Time Term Faculty	490,079
Move Police Department (increased space costs)*	333,629
Dept. of Rehab. Move from One to Dual Accreditation	100,000
Wilder School Independence (balance of funding)	532,650

Priority: Talented and Diverse Faculty

(Attract and retain a talented and diverse faculty addressing competitive faculty compensation and matching faculty recruitment to Quest goals)

Excellence Faculty (Humanities and Sciences)	1,400,000
Commitment to Engineering Faculty lines	1,000,000
School of Nursing Faculty *	700,000
School of the Arts/ICA faculty	600,000

Priority: Commitment to Human Health

(Achieve national recognition for an institutional commitment to human health that includes a robust Health System focused on quality, patient satisfaction and financial vitality)

Collaborative PhD program (School of Dentistry and School of Engineering)*	
School of Nursing Faculty*	
School of Medicine Research Core*	

Priority: Interdisciplinary and Translational Research

(Advance interdisciplinary research with pan-university collaborations that address the translational continuum from bench to impact)

Research Mission Critical Compliance and Support Positions	500,000
Collaborative PhD program (School of Dentistry and School of Engineering)*	500,000
School of Medicine Research Core*	450,000

Priority: Excellence in Infrastructure Support

(Address campus climate and institutional efficiencies through the optimization of a supportive infrastructure)

Associate VP for Inclusive Excellence, 2 Faculty Fellows	107,281
Move Police Department (increased space costs)*	
See notes on efficiencies and reallocations within presentation	

Priority: Resource Development

(Plan for robust resource development through an appropriate planning process for a new budget model, an enhanced development and alumni relations operation, and an improved infrastructure to support research and innovation)

Library Operations and Equipment	1,229,950
Maintenance Reserve	1,000,000
University Relations Integrated Marketing Enrollment Strategy	300,000
Strategic Procurement Staffing and support	166,371
Assurance Services Nonpersonnel Services Costs	35,000

NOTE: Where an initiative is appropriate in more than one priority, it has been listed in each category, but the funding will only show once.

Enrollment

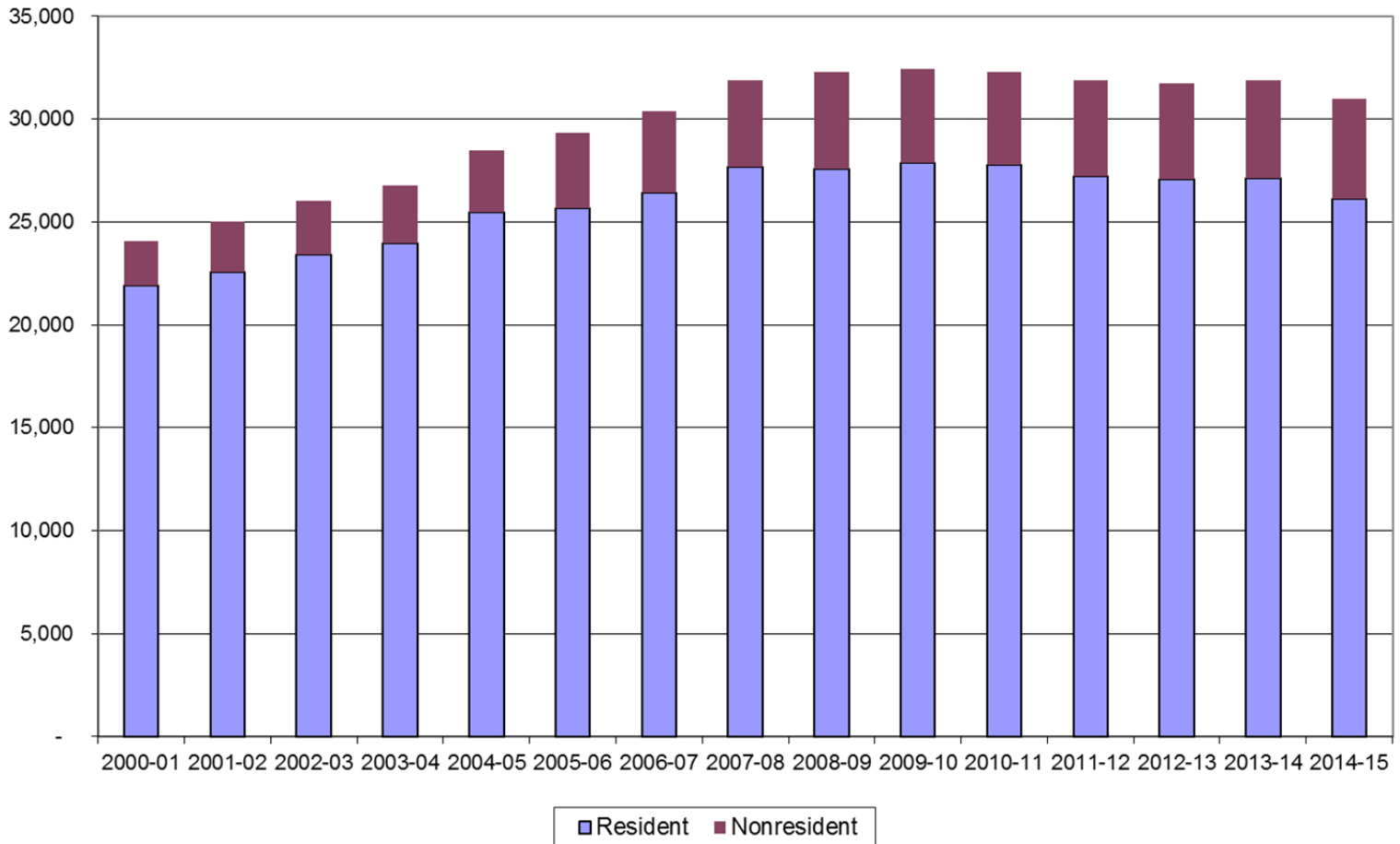
The FY 2014-2015 budget plan is based on projected headcount enrollment of 30,962 for fall 2014 – a decrease of 326 headcount (or 255 full-time equivalent students) overall. Freshmen enrollment is projected to be 3,650 – which is still within the desired range as compared to last year’s entering class. Enrollment will continue to be dominated by Virginia residents, who will comprise about 84% of total students and about 90% of undergraduates. VCU enrolls the largest number of in-state students and among four-year institutions accounts for about 15% of the total enrollment. Between the years 1999 and 2013, VCU accounted for 19% of the total in-state, undergraduate enrollment growth in Virginia. Full-time equivalent students as a percent of headcount enrollment have continued to increase from 78% in fall 1999 to 92.5% in fall 2014, indicating a continued clear shift toward full-time enrollment. Below is a comparison of actual enrollments for fall 2013 and projected enrollments for fall 2014:

Actual and Projected Enrollments FY 2013-2014 and FY 2014-2015

Headcount	Actual Fall 2013			Projected Fall 2014			Change Fall 2013 to 2014		
	Resident	Nonresident	Total	Resident	Nonresident	Total	Resident	Nonresident	Total
On-Campus									
Undergraduate	19,633	2,242	21,875	19,402	2,263	21,655	(231)	21	(210)
Non-degree Undergraduate	692	377	1,069	510	440	950	(182)	63	(119)
Graduate - Masters and Post-Master's Certificate	2,576	772	3,348	2,592	775	3,367	16	3	19
Graduate - Doctoral	740	613	1,353	731	606	1,337	(9)	(7)	(16)
Non-degree Graduate	442	97	539	400	100	500	(42)	3	(39)
First Professional	1,175	533	1,708	1,197	555	1,752	22	22	44
Total On-Campus	25,258	4,634	29,892	24,832	4,739	29,561	(426)	105	(321)
Off-Campus	1,280	116	1,396	1,276	115	1,391	(4)	(1)	(5)
Total Headcount	26,538	4,750	31,288	26,108	4,854	30,962	(430)	104	(326)
Annual FTE *	23,979	4,916	28,895	23,641	4,999	28,640	(338)	83	(255)

First-Time Freshmen	3,072	516	3,588	3,100	550	3,650	28	34	62
Transfer Students	1,958	137	2,095	2,045	155	2,200	87	18	105
* Annual FTE for FY 2013-2014 and FY 2014-2015 are estimates and based on revised enrollment projections approved in March 2014									

**Virginia Commonwealth University
Headcount Enrollment
By Residency**



Legislative Actions

2014 General Assembly

Because the General Assembly has not adopted a state budget for the 2014-2016 biennium, the University’s FY 2014-2015 budget plan does not reflect any new Appropriation Act general fund increases. Rather, this University Budget Plan reflects maintaining level funding from the general fund appropriations provided for FY 2013-2014. For any budget adopted by the state subsequent to May 9, 2014, VCU will follow state requirements for expenditures for specific earmarks or salary and fringe payments. To the extent there is flexible state funding available, the contingent spending plan for new general funds is listed in priority order:

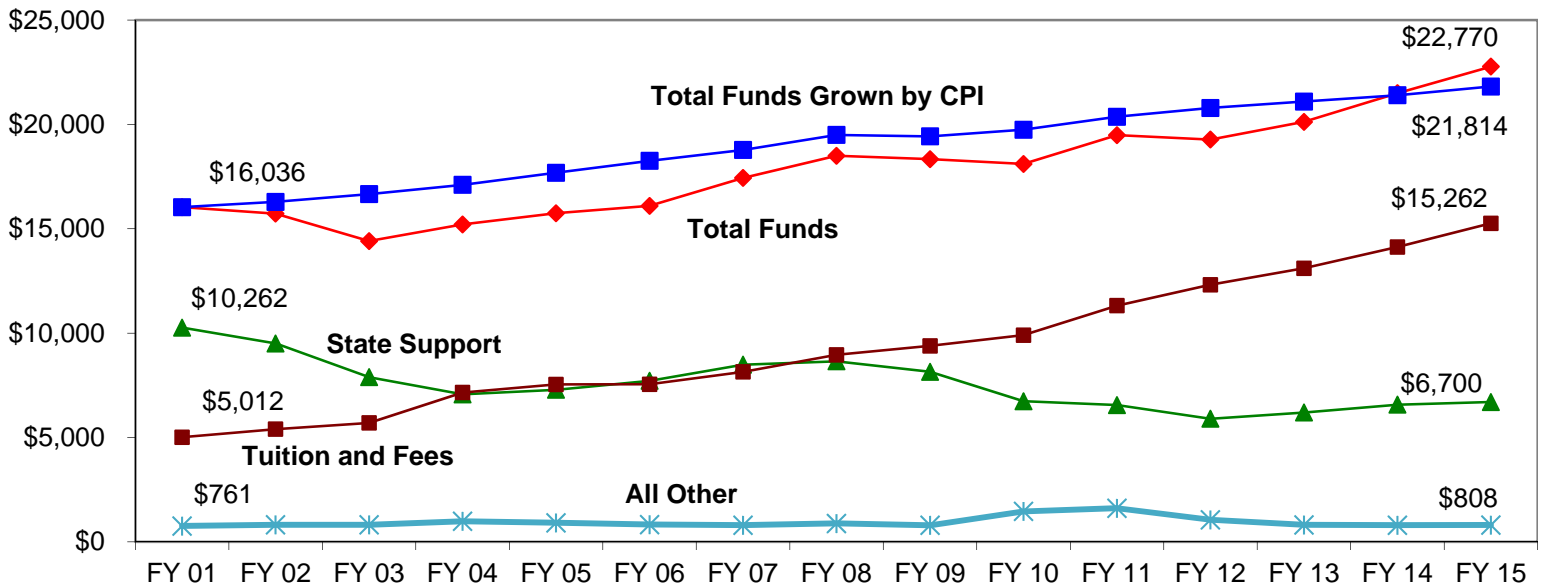
- Salary increase of 1% for all eligible full-time Teaching & Research (T&R) faculty estimated at \$1.6 million;
- Reduce tuition for doctoral students estimated at \$870,000;

- Funding of \$500,000 to hire and retain underrepresented minority faculty;
- Funding of \$250,000 to comply with the Americans with Disabilities Act; and
- Additional funding of \$2.0 million for Excellence Fund Faculty hires, which would add instructional faculty at both campuses.

With the uncertainty surrounding any state mandatory compensation actions, the University will reallocate funding to cover such mandatory salary and fringe actions included in the state's 2014-2016 biennial budget, with any base increase to be covered as a first priority of the University during FY 2015-2016 budget development. At present, VCU anticipates a slight increase to the fringe pool rate due to changes in medical insurance.

For purposes of this Budget Plan, we have assumed that estimated state funding will remain flat at \$158.4 million, but due to a slight decrease in FTE numbers, we expect a change from \$6,573 per in-state FTE student in FY 2013-2014 to \$6,700 in FY 2014-2015. A graph of the University's E&G funding per in-state FTEs from FY 2000-2001 to FY 2014-2015 is presented below.

Virginia Commonwealth University E&G Funds Per In-State Full Time Equivalent Student



Tuition and Fees

The budget plan is based on the FY 2014-2015 tuition and mandatory fee rate proposals in Tab III and as summarized below:

Full Time Undergraduate Program*			
Tuition & Mandatory Fees	<u>2013-14</u>	<u>2014-15</u>	
Monroe Park Campus			
Block Schedule Residents	\$10,299.46	\$10,635.46	\$336.00
Block Schedule Nonresidents	\$24,863.46	\$25,687.46	\$824.00
Credit Hour Residents	\$12,002.28	\$12,397.96	\$395.68
Credit Hour Nonresidents	\$29,473.14	\$30,458.98	\$985.84
Health Sciences Campus			
Block Schedule Residents	\$10,245.46	\$10,581.46	\$336.00
Block Schedule Nonresidents	\$24,809.46	\$25,633.46	\$824.00
Credit Hour Residents	\$11,948.28	\$12,343.96	\$395.68
Credit Hour Nonresidents	\$29,419.14	\$30,404.98	\$985.84
Full Time Masters Program*			
Tuition & Mandatory Fees			
Monroe Park Campus			
Residents	\$12,002.46	\$12,399.46	\$397.00
Nonresidents	\$23,081.46	\$23,844.46	\$763.00
Health Sciences Campus			
Residents	\$11,982.46	\$12,379.46	\$397.00
Nonresidents	\$23,061.46	\$23,824.46	\$763.00
Full Time Doctoral Program*			
Tuition & Mandatory Fees			
Monroe Park Campus			
Residents	\$10,269.46	\$10,605.46	\$336.00
Nonresidents	\$20,135.46	\$20,795.46	\$660.00
Health Sciences Campus			
Residents	\$10,249.46	\$10,585.46	\$336.00
Nonresidents	\$20,115.46	\$20,775.46	\$660.00
*Typical, no program differentials			

Sources and Uses

Table A presents the FY 2014-2015 operating budget by major fund source and program classification. Budgeted revenue is derived from two sources – state general fund appropriations and a variety of nongeneral fund revenues.

State general fund appropriations come from state revenues appropriated by the General Assembly. General fund appropriations are used primarily to support Educational and General (E&G) programs, Student Financial Assistance, and Research. However, for FY 2014-2015, because the General Assembly has not adopted a new state budget for the upcoming 2014-2016 biennium, this budget plan holds all general fund sources level from FY 2013-2014.

Nongeneral funds describe revenues raised by VCU from the following recurring sources:

- Educational and General student tuition and fees;
- Grants and Contracts (revenues from federal, state and local agencies, as well as private industry, sponsored projects and student financial aid);
- Sales and Services (revenues received by organizational units for goods and services, such as University housing and food services, University Fee/Student Health Fee, and other Sales and Services);
- Gifts and Investment Income (private money received from donors, interest earned on the University's cash investment pool, and endowment payouts from the University's affiliated foundations); and
- Other Revenues (revenues from dentistry clinical earnings, dentistry practice plans, medical clinical earnings, and MCV Associated Physicians revenues).

Nongeneral fund revenues support a variety of purposes, including E&G programs, auxiliary enterprises, sponsored research activities, student financial assistance, and other programs.

Grants and Contracts: Grants and Contracts are sources from sponsored programs, including research projects, training grants, and similar activities funded by a variety of sponsoring governmental and private agencies for specific purposes and are estimated at \$152.7 million for FY 2014-2015. In addition, the budget includes \$29.7 million in student grants for student financial assistance for a total of \$182.4 million.

Auxiliary Enterprises: Auxiliary Enterprises provide a variety of goods and services to students, faculty and staff, including: residential and food services, student health programs, parking and transportation, student recreational programs, student centers, bookstores, and intercollegiate athletics. Auxiliary Enterprise programs receive no state taxpayer support and are funded through user fees, sales, and mandatory student fees. For FY 2014-2015, sources supporting auxiliary programs total about \$136.1 million. There will be no increase in the University Fee for FY 2014-2015, which supports many of the University's auxiliary enterprises. The uses supported by the auxiliary enterprises budget by program area are presented on the next page:

<i>(in thousands)</i>	Total	Percent
Program	Revenue*	of Total
Residential Services	\$ 33,959	25%
Dining Services	27,574	20%
Intercollegiate Athletics	19,686	14%
Parking and Transportation	16,628	12%
Recreational Sports	9,326	7%
Student Commons and Activities	5,901	4%
Student Health	5,554	4%
Siegel Center and Other Facilities	5,461	4%
Student Development Programs	4,716	3%
Capital Reserves / Contingency	3,021	2%
Retail Services and Other Shops	2,678	2%
University Services	1,380	1%
Interest Earnings	250	0%
Total	<u>\$ 136,134</u>	<u>100%</u>

** Includes use of fund balances.*

Auxiliary Enterprises accumulate reserves in order to maintain facilities, finance renovation and construction costs, and address unanticipated costs. During the fiscal year, auxiliary enterprise programs are projected to use about \$4.5 million in balances and add \$3.9 million to reserves for future capital projects and planned improvements. A full accounting of sources and uses is detailed behind Tab II under Auxiliary Enterprises.

Capital Reserves and Other: A total of \$10.6 million is budgeted University-wide for reserves and contingencies in FY 2014-2015. The largest reserves are budgeted at \$5.7 million in E&G programs, \$3.0 million in auxiliary enterprises, and \$1.9 million in Facilities and Administrative Costs. These reserves provide a pool of funds that may be accumulating to fund debt service, or allocated during the year to address unanticipated cost increases and other one-time funding needs.

The FY 2014-2015 budget plan projects a budget balance of \$4.3 million, primarily attributable to the need for auxiliary enterprises to maintain required reserves and accumulate balances for equipment and facility maintenance and upgrade.

A more detailed discussion of the FY 2014-2015 budget by fund group (Educational and General Programs, Sponsored Programs, Facilities and Administrative Cost Recoveries, Auxiliary Enterprises, University Funds, Student Financial Assistance, and Hospital Services) is included in Tab II.

Table A
Virginia Commonwealth University
FY 2014-2015 University Budget Plan
Sources and Uses Summary
(in thousands)

FY 2014-2015 Sources	Educational & General Programs	Sponsored Programs		Auxiliary Enterprises	Qatar	University Funds	Student Financial Assistance	Hospital Services	Total University	Change from 2013-14 Budget Plan	
		Direct Costs	Facilities & Admin. Costs							Amount	Percent
State General Fund											
Direct Appropriations	\$ 154,890	\$ 10,163					\$ 24,070		\$ 189,123	-	0.0%
Central Transfers	3,551						-		\$ 3,551	-	0.0%
State General Fund	\$ 158,441	\$ 10,163	\$ -	\$ -	\$ -	\$ -	\$ 24,070	\$ -	\$ 192,674	\$ -	0.0%
Nongeneral Funds											
Student Tuition and Fees	360,803	-	-	49,111	-	-	-	-	409,914	18,597	4.8%
Grants and Contracts	8,222	117,525	26,943	-	-	-	29,676	-	182,366	2,250	1.2%
Gifts and Investment Earnings	126	-	-	2,581	-	34,907	-	-	37,614	969	2.6%
Endowment and Investment Earnings	-	-	-	-	-	-	-	-	-	-	n/a
Sales and Services	10,404	-	-	79,919	41,269	-	-	26,130	157,722	3,756	2.4%
Other Sources ⁽¹⁾	392	-	-	4,523	-	3,977	-	-	8,892	(3,806)	-30.0%
Total Nongeneral Funds	379,947	117,525	26,943	136,134	41,269	38,884	29,676	26,130	796,508	21,766	2.8%
Total University Sources	\$ 538,388	\$ 127,688	\$ 26,943	\$ 136,134	\$ 41,269	\$ 38,884	\$ 53,746	\$ 26,130	\$ 989,182	\$ 21,766	2.2%
FY 2014-2015 Uses											
Instruction	\$ 268,001	\$ 9,436	\$ -	\$ -	\$ 41,269	\$ 4,661	\$ -	\$ -	\$ 323,367	\$ 5,874	1.9%
Research	12,898	117,850	15,043	-	-	8,095	-	-	153,886	(750)	-0.5%
Public Service	4,940	402	-	-	-	1,160	-	-	6,502	352	5.7%
Academic Support	103,242	-	2,540	-	-	13,610	-	-	119,392	7,227	6.4%
Student Services	16,337	-	-	-	-	524	-	-	16,861	120	0.7%
Institutional Support	63,260	-	1,874	-	-	5,327	-	-	70,461	3,342	5.0%
Operation and Maintenance of Plant	51,906	-	3,877	-	-	621	-	1,000	57,404	6,198	12.1%
Scholarships and Fellowships	3,016	-	1,666	-	-	4,886	64,289	-	73,857	3,405	4.8%
Auxiliary Enterprises	-	-	-	127,752	-	-	-	-	127,752	(1,217)	-0.9%
Hospital Services	-	-	-	-	-	-	-	24,730	24,730	405	1.7%
Subtotal Uses	523,600	127,688	25,000	127,752	41,269	38,884	64,289	25,730	974,212	24,956	2.6%
Transfers (in) out ⁽²⁾	9,131	-	-	1,412	-	-	(10,543)	-	-	-	n/a
Reserves and Contingencies	5,657	-	1,943	3,021	-	-	-	-	10,621	(2,754)	-20.6%
Subtotal Contingencies and Transfers	14,788	-	1,943	4,433	-	-	(10,543)	-	10,621	(2,754)	-20.6%
Total University Uses	\$ 538,388	\$ 127,688	\$ 26,943	\$ 132,185	\$ 41,269	\$ 38,884	\$ 53,746	\$ 25,730	\$ 984,833	\$ 22,202	2.3%

⁽¹⁾ The decrease in Other Sources is attributed to various auxiliary projects completed in FY 2013-2014, including the West Grace North housing project, land acquisition on West Grace Street, dining contract conversion, and dining renovations.

⁽²⁾ Assuming level state funding, nongeneral fund appropriation from Educational and General programs of \$9,131,000 and \$119,000 for Auxiliary Services will be transferred to Student Financial Assistance to more accurately reflect aid to students. In FY 2014-2015, Auxiliary Services will continue to transfer funding of \$1,293,083 to provide need-based financial assistance to help ensure retention and graduation of continuing students with high academic achievement and financial need.

**VIRGINIA COMMONWEALTH UNIVERSITY
FY 2014-2015 UNIVERSITY BUDGET PLAN**

Educational and General Programs

Table A
Virginia Commonwealth University
FY 2014-2015 University Budget Plan
Educational and General Programs (E&G)
(in thousands)

	2013-14 Budget Plan	2014-15 Budget Plan	Change Over 2013-14
A. SOURCES			
State General Fund ⁽¹⁾	\$ 158,441	\$ 158,441	0.0%
Nongeneral Fund			
1. Student Tuition and Fees	340,361	360,803	6.0%
2. Grants and Contracts	8,222	8,222	0.0%
3. Sales and Services	10,943	10,922	-0.2%
Total Nongeneral Fund Sources	<u>359,526</u>	<u>379,947</u>	5.7%
Total Sources	<u>\$ 517,967</u>	<u>\$ 538,388</u>	3.9%
B. USES			
1. Instruction	\$ 261,727	\$ 268,001	2.4%
2. Research	13,225	12,898	-2.5%
3. Public Service	4,916	4,940	0.5%
4. Academic Support	95,226	103,242	8.4%
5. Student Services	16,094	16,337	1.5%
6. Institutional Support	61,516	63,260	2.8%
7. Operation and Maintenance of Plant	45,771	51,906	13.4%
8. Scholarships and Fellowships	2,359	3,016	27.9%
9. Contingency ⁽²⁾	9,202	5,657	-38.5%
Total Uses ⁽³⁾	<u>\$ 510,036</u>	<u>\$ 529,257</u>	3.8%

⁽¹⁾ Assumes level state funding for 2014-2015.

⁽²⁾ \$3.4 million in funding for the state mandated 2% classified salary and compression adjustment was held in the E&G contingency until the July 25, 2013 implementation for FY 2014-2015.

⁽³⁾ Per the FY 2012-2014 state budget, nongeneral fund appropriation from E&G programs of \$7,931,000 and \$119,000 from Auxiliary Services was required to be transferred to Student Financial Assistance to more accurately reflect aid to students. E&G will fund an additional \$1,200,000 in FY 2014-2015, bringing total E&G support to Student Financial Assistance to \$9,131,000.

**Virginia Commonwealth University
FY 2014-2015 University Budget Plan
Educational and General Programs**

Overview

Educational and General (E&G) programs include all of the University's instructional programs and related support services. Revenue is derived mainly from student tuition, state general fund appropriations, and instructional fees. The FY 2014-2015 budget assumes state funding similar to FY 2013-2014, pending passage of a final state budget, and tuition and fee rates as presented at Tab III.

Highlights

A summary of E&G sources and uses, which total \$538.4 million, is presented in Table A.

The FY 2014-2015 E&G budget plan is focused on fulfilling the strategic initiatives as set forth in *Quest for Distinction*. Based on the commitments and goals established in VCU's Six-Year Plan, key initiatives such as the following have been addressed:

- Recruit and retain faculty, staff and senior leadership;
- Improved student recruitment, retention, and scholarships;
- Increasing VCU's influence in research and creative expression.

The E&G budget allocates approximately 77% of its resources to the basic missions of instruction, research, public service and support for students and faculty in accomplishing those missions. Another 10% of the E&G budget is allocated to maintaining the physical plant, leaving 13% of the resources allocated to institutional support.

Table B presents a summary of changes in projected tuition and fee revenue above the FY 2013-2014 budget, including enrollment growth, tuition rate changes, and other program and fee adjustments.

Table C presents changes to the FY 2013-2014 Budget Plan expense budget, including unavoidable costs and investments in new initiatives that further strengthen VCU's funding of its strategic plan and goals.

Because the General Assembly has not adopted a new state budget for the 2014-2016 biennium, the University's FY 2014-2015 budget plan does not reflect any new Appropriation Act general fund increases. Rather, this University Budget Plan reflects maintaining level funding from the general fund appropriations provided for FY 2013-2014. We believe this to be the more conservative and prudent approach. However, should certain specific funding earmarks or other key actions be taken by the General Assembly as anticipated affecting the University's budget, we will follow those state requirements. To the extent there is flexible state funding available, we will follow the contingent spending plan of new general fund dollars in priority ranking, as shown on Table C.

With the uncertainty surrounding any state mandatory compensation actions, the University will reallocate funding to cover such mandatory salary and fringe actions included in the state's 2014-2016 biennial budget, with any base increase to be covered as a first priority of the University during FY 2015-2016 budget development. At present, VCU anticipates a slight increase to the fringe pool rate due to changes in medical insurance

Table B
Virginia Commonwealth University
FY 2014-2015 Educational and General Programs Budget Plan
Tuition and Fees ⁽¹⁾
(in thousands)

A. FY 2013-2014 Tuition and Fees Budget Plan	\$ 340,361
B. FY 2013-2014 Actions	
1. FY 2013-2014 tuition revenue from enrollment growth/ improved retention	513
2. FY 2013-2014 fee adjustments	<u>300</u>
Total Actions	<u><u>813</u></u>
FY 2013-2014 Adjusted Tuition and Fees Budget	\$ 341,174
A. FY 2014-2015 Actions	
1. FY 2014-2015 change in resident and nonresident enrollment	5,374
2. FY 2014-2015 tuition rate increases:	
Regular, summer session and all other changes	8,663
Dentistry	1,402
Medicine	1,301
Pharmacy	<u>1,460</u>
3. Total FY 2014-2015 Actions	12,827
Fee adjustments	<u>1,428</u>
 FY 2014-2015 Tuition and Fees Budget	 <u><u>\$ 360,803</u></u>

⁽¹⁾ Tuition and fee revenues for FY 2014-2015 are net of approximately \$14.4 million of waivers and merit scholars. Waivers total approximately \$7.6 million, primarily for graduate students, and undergraduate merit based scholarships total \$6.8 million.

Table C
Virginia Commonwealth University
FY 2014-2015 Educational and General Programs Budget Plan
Expenditures

A. FY 2013-2014 Budget Plan - Expenditures	\$ 510,036,319
B. FY 2013-2014 Actions	
1. FY 2014-One Time Funding Items	\$ (911,810)
2. Tuition from Enrollment Growth/Increased Retention	513,089
3. Other adjustments - net	1,038,729
Total FY 2013-2014 Actions	<u>\$ 640,008</u>
C. FY 2013-2014 Adjusted Expenditure Budget	\$ 510,676,327
D. FY 2014-2015 Technical Adjustments	
1. Increase in sales and services	\$ 1,151,578
2. Increase in fringe benefit rate	540,420
Total FY 2014-2015 Technical Adjustments	<u>\$ 1,691,998</u>
E. FY 2014-2015 Unavoidables	
1. New Funding Allocations - Continuing Base Adjustments	
a. Provost	
Scholarly Journal Subscriptions	\$ 952,388
<i>Provide funding for contractual cost increases to maintain current subscriptions to scholarly journals.</i>	
Faculty Promotions	84,483
<i>Provide salary support for faculty promoted through the Faculty Promotion and Tenure process (supports both campuses).</i>	
Total Provost	<u>\$ 1,036,871</u>
b. Finance and Administration	
Maintenance Contract Increases	\$ 343,465
<i>Provide funding for Facilities Management for increases in contract costs.</i>	
O&M for New Facilities	260,000
<i>Provide funding for operations and maintenance costs of new facilities coming on-line i.e. West Grace Street Office Building, and E&G space in the 500 Academic Center Housing project.</i>	
Groome Contract Escalation for Campus Connector	22,457
<i>Provide funding for the escalation in cost of the Groome contract for the Campus Connector.</i>	
Mail Services	9,780
<i>Provide funding to Business Services for increases in contractual cost related to mail services.</i>	
Total Finance and Administration	<u>\$ 635,702</u>
2. Other Cost Increases - Continuing Base Adjustments	
a. Utility	\$ 283,605
<i>Provide funding for anticipated increases in utility costs.</i>	
b. Debt Service	300,112
<i>Provide debt service funding for tenants in the West Grace Street Office Building.</i>	
Total Other Cost Increases	<u>\$ 583,717</u>
3. Other Cost Increases - One Time	
a. Operating Lease Savings	\$ (14,360)
<i>Savings due to a concerted strategy of moving VCU offices from privately owned to VCU owned spaces.</i>	
Total Other Cost Increases - One Time	<u>\$ (14,360)</u>
Total FY 2014-2015 Unavoidables	\$ 2,241,930
F. Funding Allocations Based on Tuition Revenues Generated by the Schools	\$ 4,601,252
<i>(Amounts are estimated based on planned enrollment growth and tuition rates; allocations will be based on actual revenues generated).</i>	

Table C
Virginia Commonwealth University
FY 2014-2015 Educational and General Programs Budget Plan
Expenditures

G. FY 2014-2015 Funding Initiatives

1. New Funding Allocations - Continuing Base Adjustments

a. Provost		
Excellence Fund Faculty Hires	\$	1,400,000
<i>Provide funding to add instructional faculty for Humanities and Sciences.</i>		
Library Operations and Equipment		1,229,950
<i>Funding from new Library Fee will sustain around the clock hours in Cabell Library and the new library facility, expand hours at Tompkins-McCaw Library, strengthen digital tools and offerings, and generally support operating costs for VCU Libraries. The fee will be assessed at \$25 per semester for full time students, and at a per credit hour rate for part time students.</i>		
Commitment to Engineering Faculty Lines		1,000,000
<i>Provide resources for new faculty lines in the School of Engineering.</i>		
Quality Enhancement Program (QEP)		600,000
<i>Provide funding for the Quality Enhancement Plan (QEP), which seeks further improvement in our learning environment and student learning outcomes, with the goal of boosting both retention and graduation rates.</i>		
School of the Arts/Insitute for Contemporary Art (ICA) Faculty		600,000
<i>Provide funding to the School of the Arts for the Depot building operating costs and support, as well as additional operating support for the educational activities of the ICA.</i>		
L. Douglas Wilder School of Government and Public Affairs Independence		532,650
<i>Provide funding to the Wilder School and the academic departments that remain in the College of Humanities and Sciences for staff support, advising, and operating costs for multiple, high major disciplines.</i>		
Adjunct Conversions to Full-Time Faculty		490,079
<i>Provide funding to reduce the reliance on adjunct faculty and improve the percentage of instruction delivered by full-time faculty.</i>		
Collaborative PhD Program (School of Dentistry and School of Engineering)		250,000
<i>Provide funding to School of Engineering to initiate a joint PhD program in Oral Health and Bioengineering between the School of Dentistry and the School of Engineering.</i>		
Total Provost	\$	6,102,679
b. Health Sciences		
School of Nursing Faculty	\$	700,000
<i>Provide funding to correct a critically insufficient number of full-time faculty to enrolled student ratio in the School of Nursing.</i>		
School of Medicine Research Core		450,000
<i>Provide funding to support core research infrastructure to cover key personnel and equipment costs not supported by grants or user fees.</i>		
Collaborative PhD Program (School of Dentistry and School of Engineering)		250,000
<i>Provide funding to School of Dentistry to initiate a joint PhD program in Oral Health and Bioengineering between the School of Dentistry and the School of Engineering.</i>		
Dual Accreditation for the Department of Rehabilitation Counseling		100,000
<i>Provide funding for a required dual accreditation for Rehabilitation Counseling, resulting in additional credit hours needed to obtain licensure.</i>		
Total Health Sciences	\$	1,500,000
c. Research		
Research Mission Critical Compliance and Support Positions	\$	500,000
<i>Provide funding for positions to help efficiently fulfill the research mission and maintain mandated compliance standards.</i>		
Total Research	\$	500,000

Table C
Virginia Commonwealth University
FY 2014-2015 Educational and General Programs Budget Plan
Expenditures

d. University Relations		
Integrated Marketing Enrollment Strategy	\$	300,000
<i>Provide funding for implementing a sustained, integrated marketing communications branding campaign in support of strategic enrollment management and advancement.</i>		
Total University Relations	\$	300,000
e. Inclusive Excellence		
Faculty Fellows	\$	107,281
<i>Provide funding for release time/stipend for two faculty fellows.</i>		
Total Inclusive Excellence	\$	107,281
f. Presidents Office		
Assurance Services Nonpersonnel Services Costs	\$	35,000
<i>Provide funding for non-personnel costs.</i>		
Total Presidents Office	\$	35,000
g. Other Increases		
Maintenance Reserve	\$	1,000,000
<i>Provide funding to meet critical maintenance and infrastructure needs.</i>		
Increased Space Costs Due to Police Department Move		333,629
<i>Provide funding for increased operating costs for the VCU Police Department's move to larger headquarters on Broad Street.</i>		
Strategic Procurement Staffing and Support		166,371
<i>Provide funding to support positions recommended under the new strategic plan, recently developed with the aid of a consulting firm, as well as for uses within the VP for Finance and Administration.</i>		
Total Other Cost Increases	\$	1,500,000
Total FY 2014-2015 Funding Requests	\$	10,044,960
H. FY 2014-2015 Budget Plan - Expenditures ⁽¹⁾	\$	529,256,467

⁽¹⁾ Per the FY 2012-2014 state budget, nongeneral fund appropriation from E&G programs of \$7,931,000 and \$119,000 from Auxiliary Services was required to be transferred to Student Financial Assistance to more accurately reflect aid to students. This funding will continue in FY 2014-2015, with E&G funding an additional \$1,200,000, bringing total E&G support to Student Financial Assistance to \$9,131,000.

I. New Funding Allocations - Pending Additional Flexible Funding Allocation from State (Prioritized) ⁽²⁾		
Salary and Fringe Benefit Changes		1,644,721
<i>Provide funding for additional 1% salary increase for teaching and research faculty with associated fringe benefits.</i>		
Reduce Tuition for Doctoral Students		871,639
<i>Funding to begin to phase in a reduced tuition structure for graduate students at candidacy.</i>		
Underrepresented Minority Faculty Hires		500,000
<i>Provide a pool of funding for the Provost to address underrepresented minority faculty hires and retention of underrepresented minority faculty.</i>		
ADA Compliance		250,000
<i>Provide funding for increased demands for accommodations required for disabled students.</i>		
Excellence Faculty		2,000,000
<i>Provide funding to add instructional faculty (both campuses).</i>		
Total New Funding Allocations	\$	5,266,360

⁽²⁾ The Board authorizes the funding of these priorities with the use of any flexible funding allocated from the State. It permits the University to spend state earmarked funding to be used to cover these specified purposes. With the uncertainty surrounding compensation actions, the President and Vice Presidents will be authorized to reallocate funding to cover final salary and fringe actions included in the FY 2015-2016 budget, with any base increase to be covered as a first priority of the institution in FY 2015-2016 budget development.

**VIRGINIA COMMONWEALTH UNIVERSITY
FY 2014-2015 UNIVERSITY BUDGET PLAN**

**Sponsored Programs
Facilities and Administrative Cost Recoveries**

Table A
Virginia Commonwealth University
FY 2014-2015 University Budget Plan
Sponsored Programs
(in thousands)

	2013-14 Projected ⁽¹⁾	2014-15 Budget Plan	Change Over 2013-14
A. SOURCES ⁽²⁾			
1. Direct Costs			
a. Federal Grants and Contracts Revenue			
Associated with Direct Costs			
i. Department of Health and Human Services	\$ 58,605	\$ 59,484	1.5%
ii. Department of Education	7,625	7,739	1.5%
iii. Other Federal Agencies	22,485	22,822	1.5%
Total Federal Grants and Contracts	<u>88,715</u>	<u>90,045</u>	1.5%
b. Other Grants and Contracts Revenue			
Associated with Direct Costs			
i. State Agency Grants and Contracts	25,267	25,646	1.5%
ii. State Higher Education Research Initiative	9,663	9,663	0.0%
iii. State General Fund Operating Support for Biotech Research Park	250	250	0.0%
iv. State General Fund Operating Support for the Parkinson's and Movement Disorders Center	250	250	n/a
v. Private and Local Agency Grants and Contracts	39,162	39,749	1.5%
Total Other Grants and Contracts	<u>74,592</u>	<u>75,558</u>	1.3%
Total Sources Associated with Direct Costs	163,307	165,603	1.4%
2. Facilities and Administrative Cost Recoveries	32,650	35,164	7.7%
Total Sources	<u>\$ 195,957</u>	<u>\$ 200,767</u>	2.5%
B. USES			
1. Instruction	\$ 9,210	\$ 9,436	2.5%
2. Research	163,844	167,485	2.2%
3. Public Service	392	402	2.5%
4. Academic Support	3,527	3,614	2.5%
5. Student Services	-	-	n/a
6. Institutional Support	2,939	3,012	2.5%
7. Operation and Maintenance of Plant	4,899	5,019	2.5%
8. Scholarships and Fellowships	1,666	1,666	0.0%
9. Transfer Facilities and Administrative Cost Recoveries to E&G	8,221	8,221	0.0%
10. Contingencies	1,259	1,912	51.9%
Total Uses	<u>\$ 195,957</u>	<u>\$ 200,767</u>	2.5%

⁽¹⁾ Sponsored Programs sources and uses for FY 2013-2014 have been revised to reflect expected actuals, and will not foot back to the Budget Plan numbers referenced in the Highlights section, page I-1.

⁽²⁾ State funding has been held at FY 2013-2014 levels.

Virginia Commonwealth University
FY 2014-2015 University Budget Plan
Sponsored Programs
Facilities and Administrative Cost Recoveries

Overview

Sponsored programs includes research projects, training grants, and similar activities funded by revenue received from governmental and private agencies for specific purposes. Sponsored programs are administered in accordance with the terms of the applicable grant or contract and the agency awarding the funds. Because grant awards often apply to more than one year and expenses may occur over more than one year, revenues and expenditures for sponsored programs in a given year differ significantly from awards.

Highlights

A summary of projected sources and uses is presented in Table A. The budget plan assumes revenues and expenditures of approximately \$200.8 million in FY 2014-2015. Table A details direct research activity as well as administrative overhead and other support costs associated with grants, which are known as Facilities and Administrative Cost Recoveries (FACR).

Direct costs in Table A assume level funding of \$9,662,500 in FY 2014-2015 State appropriations to the University under the State's Higher Education Research Initiative, consisting of \$1,162,500 for research in bioengineering and regenerative medicine and \$8,500,000 for cancer research. Table A also includes \$500,000 in other State appropriations, of which \$250,000 supports the operations of the Biotechnology Research Park, and \$250,000 supports the Parkinson's and Movement Disorders Center. Any additional State appropriations earmarked for research activities subsequent to May 9, 2014 will be budgeted within Sponsored Programs for expenditure.

Table B summarizes FACR sources and uses. For FY 2014-2015, total FACR revenue is estimated at \$35.2 million. This is an 8% increase over the prior year's budget plan of \$32.7 million, shown on Table A. Revenue estimates are based on projected levels of grants and contracts, direct expenditures, and the FY 2014-2015 recovery rate of 52.5% for on-campus federal facilities and administrative costs.

The Commonwealth has in place a long-standing requirement that a portion of an institution's total FACR be included in its E&G revenues. These funds are used to meet administrative costs, research or research related requirements, and principal and interest on bonds issued by or for the institution. The revenue portion budgeted to E&G for FY 2014-2015 is \$8,221,500, and is shown on Tables A and B.

Table C lists budgeted FACR uses. FACR revenue is allocated using a combination of set percentage allocations; fixed commitments such as support for research institutes and centers, graduate scholarships, and fellowships; capital requirements for debt service and facilities maintenance; a contingency fund; and support to the University Research Incentive Plan. The remaining balance after these allocations is directed to the Research Pool for the Vice President for Research.

Highlights of the FY 2014-2015 FACR budget are as follows:

- In FY 2011-2012 the University Research Incentive Plan took effect. The plan calls for all new faculty hires, University-wide, to receive an additional 30% of their total FACR earnings in addition to the standard percentage allocation. This applies to any non-Medicine faculty hired after November 1, 2010. The existing School of Medicine faculty who were hired under the old School of Medicine Research Plan were reduced from receiving 100% of their FACR earnings, to also receive the additional 30% along with their standard allocation. The plan also allocates half of the 4.6% required depreciation reserve to the Vice President for Research on all new and existing grants. In addition, the Vice President for Research will receive an allocation equal to 30% of the total University FACR revenue, less the 30% share committed to fund E&G programs.

An estimated \$2.2 million will be allocated among the participating Schools for projected revenue growth. The Vice President of Research is estimated to receive \$809,000 in depreciation reserve funding, and \$1,667,700 in FACR revenue support for their 30% of total revenue.

- The University has an agreement with the Institute for Psychiatric and Behavioral Genetics where the Institute receives 22.5% of FACR revenue it generates between \$1.0 and \$1.5 million, and 26% of FACR revenue it generates above \$1.5 million. Based on revenue projections, their allocation will be \$60,000 for FY 2014-2015.
- Technology Services and University Libraries receive 4% of the FACR revenue growth (net of the allocations for the University Research Plan). Of the 4% growth allocation, 24% is budgeted to University Libraries, and 76% is allocated to Technology Services. Based on projected revenue in FY 2014-2015, an allocation of \$130,000 is expected.
- Graduate Scholarships and Fellowships are funded at their current level and will remain at \$1.6 million for FY 2014-2015.
- Libraries received \$480,000 in one-time funding from the FACR Contingency in FY 2013-2014 to cover the cost increase for journals and library materials. On-going funding for the FY 2013-2014 and FY 2014-2015 increases are being covered in the E&G budget.
- The Controller's Office moved their permanent FACR budget to Grants and Contracts Accounting in FY 2013-2014.
- The following funding request will be allocated in FY 2014-2015:
 - \$8,046 in permanent funding to Assurance Services for adjustments to classified salaries as a result of a compensation study.

Table B
Virginia Commonwealth University
FY 2014-2015 University Budget Plan
Facilities and Administrative Cost Recoveries
(in thousands)

	2013-14 Budget Plan	2014-15 Budget Plan	Change Over 2013-14
A. SOURCES			
1. Total Estimated Revenue	\$ 32,650	\$ 35,164	7.7%
2. Allocation to E&G	<u>(8,221)</u>	<u>(8,221)</u>	0.0%
Total Sources	\$ 24,429	\$ 26,943	10.3%
B. USES			
1. Academic VPs and Schools	\$ 6,433	\$ 7,279	13.2%
2. Support for Research Operations	4,520	5,053	11.8%
3. University Institutes and Centers	2,922	3,037	3.9%
4. Biotechnology Research Partnership Support	218	218	0.0%
5. Capital Related Activities	3,659	3,659	0.0%
6. Graduate Scholarships & Fellowships	1,666	1,666	0.0%
7. Special Allocations	2,272	1,888	-16.9%
8. University Research Incentive Plan	1,480	2,200	48.6%
9. Contingencies	<u>1,259</u>	<u>1,943</u>	54.3%
Total Uses	\$ 24,429	\$ 26,943	10.3%
BUDGET BALANCE	\$ -	\$ -	

Table C
Virginia Commonwealth University
FY 2014-2015 University Budget Plan
Facilities and Administrative Cost Recoveries (70%)
(in thousands)

	2013-14 Budget Plan	2014-15 Budget Plan	Change Over 2013-14
1. Academic VPs / Schools Allocations			
Allocation to Vice Presidents	\$ 5,718	\$ 6,470	13.2%
Depreciation Reserve	715	809	13.1%
Total Academic VPs / Schools Allocations	<u>6,433</u>	<u>7,279</u>	13.2%
2. Support for Research Operations			
VP Research Operations	3,790	3,785	-0.1%
VP Research Operations Support	230	768	233.9%
Presidential Research Incentive Program	500	500	0.0%
Total Support for Research Operations	<u>4,520</u>	<u>5,053</u>	11.8%
3. Institutes / Centers			
Behavioral / Psychiatric Genetics	209	209	0.0%
FACR Earnings to Behavioral / Psychiatric Genetics	50	60	20.0%
Center for Urban Development	150	150	0.0%
Proteomics / Structural Biology	449	449	0.0%
Structural Biology / Drug Discovery	140	150	7.1%
Substance Abuse Treatment	309	310	0.3%
Support for Institutes and Centers	900	900	0.0%
Depreciation Reserve to VPR	715	809	13.1%
Total Institutes / Centers	<u>2,922</u>	<u>3,037</u>	3.9%
4. Biotechnology Research Partnership Support			
O&M for Biotech I	218	218	0.0%
Total Research Park Support	<u>218</u>	<u>218</u>	0.0%
5. Capital Related Activities			
Life Sciences Building - debt service	380	380	0.0%
Massey Cancer Center Vivarium - debt service	475	475	0.0%
Medical Science Building - debt service	526	526	0.0%
Molecular Medicine Research Building - debt service	1,140	1,140	0.0%
Sanger Hall renovations - debt service	363	363	0.0%
Biotech I - debt service	689	689	0.0%
Steam Plant - debt service	86	86	0.0%
Total Capital Related Activities	<u>3,659</u>	<u>3,659</u>	0.0%
6. Graduate Scholarships and Fellowships			
Graduate Fellowships	1,616	1,616	0.0%
Post Doctoral Tuition Assistance	50	50	0.0%
Total Graduate and Scholarships and Fellowships Activities	<u>1,666</u>	<u>1,666</u>	0.0%
7. Special Allocations			
University Libraries	580	100	-82.8%
Honors Undergraduate Research Program	101	101	0.0%
School of Medicine - University budget reimbursement	1,165	1,165	0.0%
Technology/Library Allocation	42	130	209.5%
Compliance Office	212	220	3.8%
Grants and Contracts Accounting	95	162	70.5%
Controller's Office/Sponsored Programs	67	-	n/a
Effort Reporting System	10	10	0.0%
Total Special Allocations	<u>2,272</u>	<u>1,888</u>	-16.9%
8. University Research Plan			
Growth from new SOM researchers	1,380	2,000	44.9%
Growth from new University researchers	100	200	100.0%
Total School of Medicine Research Plan	<u>1,480</u>	<u>2,200</u>	48.6%
9. Contingencies			
University Contingency	1,229	1,913	55.7%
Budget Correction Pool	30	30	0.0%
Total Contingencies	<u>1,259</u>	<u>1,943</u>	54.3%
Grand Total Expenditures	<u><u>\$ 24,429</u></u>	<u><u>\$ 26,943</u></u>	10.3%

**VIRGINIA COMMONWEALTH UNIVERSITY
FY 2014-2015 UNIVERSITY BUDGET PLAN**

Auxiliary Enterprise Programs

Table A
Virginia Commonwealth University
FY 2014-2015 University Budget Plan
Auxiliary Enterprise Programs
(in thousands)

	2013-14 Budget Plan	2014-15 Budget Plan	Change Over 2013-14
A. SOURCES			
1. Sales and Services	\$ 23,208	\$ 25,433	9.6%
2. University Fee	46,448	44,543	-4.1%
3. Room Plan	32,107	33,134	3.2%
4. Board Plan	21,024	21,352	1.6%
5. Health Fee	4,508	4,568	1.3%
6. Gifts and Interest Earnings	2,355	2,581	9.6%
7. Other - Use of Balances ⁽¹⁾	8,030	4,523	-43.7%
Total Sources	<u>\$ 137,680</u>	<u>\$ 136,134</u>	-1.1%
B. USES			
1. Intercollegiate Athletics	\$ 19,934	\$ 20,087	0.8%
2. Siegel Center and Other Facilities	4,538	4,673	3.0%
3. Residential Services	32,553	33,029	1.5%
4. Dining Services	28,145	27,574	-2.0%
5. Student Commons and Activities	6,001	5,766	-3.9%
6. Recreational Sports	10,101	9,098	-9.9%
7. Student Services			
a. Student Health	5,690	5,554	-2.4%
b. Student Development Programs	4,588	4,597	0.2%
8. Retail Services and Other Shops ⁽²⁾	1,152	2,560	122.2%
9. Parking and Transportation	16,729	15,885	-5.0%
10. University Services ⁽³⁾	(462)	(1,071)	131.8%
11. Capital Reserves / Contingencies	2,914	3,021	3.7%
12. Financial Aid Transfer	1,412	1,412	0.0%
Total Uses	<u>\$ 133,295</u>	<u>\$ 132,185</u>	-0.8%
ADDITION TO RESERVES	<u>\$ 4,385</u>	<u>\$ 3,949</u>	-9.9%

⁽¹⁾ Decrease for use of fund balances reflects completed projects from the prior year.

⁽²⁾ Increase for Retail Services and Other Shops reflects addition of RamTech.

⁽³⁾ Increase for University Services reflects decrease in Steam Plant recoveries.

Virginia Commonwealth University FY 2014-2015 University Budget Plan Auxiliary Enterprise Programs

Overview

An auxiliary enterprise is a self-supporting unit that exists to serve students, faculty, or staff through the sale of goods or services. Auxiliary enterprises include intercollegiate athletics, residential facilities, student centers, student gymnasiums, student development programs, student health services, food service facilities, bookstores, print shops, telecommunications, parking, and transportation.

Auxiliary enterprises are funded through user fees (e.g., dorm charges), revenue from sales and services (e.g., book sales, basketball tickets), and mandatory fees (University Fee and Student Health Fee). Auxiliary enterprise activities are required to be self-supporting. This means that the state does not provide any support, either for operating costs, maintenance, or construction of facilities. Accordingly, auxiliary enterprises must accumulate reserves in order to meet unanticipated revenue shortfalls or expenditure needs, maintain facilities, and finance renovations and construction costs.

Highlights

The budget for FY 2014-2015 assumes sources of \$136.1 million and uses of approximately \$132.1 million. A summary of the sources and uses is presented on Table A.

Within Sources, an increase in Sales and Services reflects the addition of RamTech, a new retail computer store located on the Monroe Park Campus. Also within Sources, the increase for Gifts and Interest Earnings is attributed to increased donor gifts for Intercollegiate Athletics. A decrease in Use of Balances reflects a reduction in funds needed in FY 2014-2015 for projects completed in FY 2013-2014 among various auxiliaries. For additional details, Table B presents a summary of revenue by source and by specific auxiliary program.

The overall decrease reflected in Uses is attributed to projects from FY 2013-2014 that have been completed or partially completed. Among those projects are dining renovations and dining contract conversion, recreational sports field turf replacement, and West Grace Street North housing addition. For additional details, Table C presents a schedule of changes from the FY 2013-2014 auxiliary budgets by program.

For FY 2014-2015, auxiliary programs will plan to add \$3.9 million to reserves for future needs in athletic and dining facilities, retail shops, telecommunication projects, steam plant replacement projects, and other planned improvements.

There will be no additional funding from University Fee for University Fee supported activities for FY 2014-2015. Auxiliary programs without any other sources than University Fee will fund any new initiatives by reallocation of existing funds.

Table B
Virginia Commonwealth University
FY 2014-2015 University Budget Plan
Auxiliary Enterprise Programs
(in thousands)

Program	Sources						Uses		
	Room and Board	Sales and Services	University Fee	Health Fee	Gifts and Interest	Other	Total Revenue	Budget (net of Recoveries) ⁽¹⁾	Planned Addition to Reserves
1. Intercollegiate Athletics	\$ -	\$ 3,688	\$ 13,722	\$ -	\$ 2,276	\$ -	\$ 19,686	\$ 20,087	\$ (401)
2. Siegel Center and Other Facilities	-	780	4,681	-	-	-	5,461	4,673	788
3. Residential Services	33,134	94	-	-	-	731	33,959	33,029	930 ⁽²⁾
4. Dining Services	21,352	3,731	-	-	-	2,491	27,574	27,574	-
5. Student Commons and Activities	-	30	5,077	-	-	794	5,901	5,766	135 ⁽²⁾
6. Recreational Sports	-	846	8,360	-	-	120	9,326	9,098	228 ⁽²⁾
7. Student Services									
a. Student Health	-	525	461	4,568	-	-	5,554	5,554	-
b. Student Development Programs	-	-	4,716	-	-	-	4,716	4,597	119 ⁽³⁾
8. Retail Services and Other Shops	-	2,678	-	-	-	-	2,678	2,560	118
9. Parking and Transportation	-	12,155	4,086	-	-	387	16,628	15,885	743
10. University Services	-	906	419	-	55	-	1,380	(1,071)	2,451
11. Capital Reserves/Other	-	-	3,021	-	-	-	3,021	3,021	-
12. Financial Aid Transfer	-	-	-	-	-	-	-	1,412	(1,412)
13. Interest Earnings	-	-	-	-	250	-	250	-	250
Total	\$ 54,486	\$ 25,433	\$ 44,543	\$ 4,568	\$ 2,581	\$ 4,523	\$ 136,134	\$ 132,185	\$ 3,949

⁽¹⁾ Includes use of fund balances.

⁽²⁾ \$1,293,083 in savings from outsourcing housekeeping and maintenance to third party contractors will continue to be transferred for Student Financial Assistance.

⁽³⁾ \$119,000 will be transferred for the Federal Work Study Program.

Table C
Virginia Commonwealth University
FY 2014-2015 University Budget Plan
Auxiliary Enterprise Programs
Changes From FY 2013-2014 Budget
(in thousands)

61-11

	Athletics	Athletic Facilities	Recreational Sports	Residential Services	Dining	Student Commons	Student Health
FY 2013-2014 Expenditure Budget Plan	\$ 19,934	\$ 4,538	\$ 10,101	\$ 32,553	\$ 28,145	\$ 6,001	\$ 5,690
1. Elimination of One-time Expenses in 2013-2014 and Budget Allocations and Transfers	153	393	(962)	(3,927)	(6,802)	(703)	4
2. Repair and Replacement Projects	-	-	440	5,270	4,928	1,045	-
3. Operating Costs Increases - Utilities, Maintenance, Leases, Equipment, Physical Plant, Wages	-	-	-	(510)	-	(442)	-
4. Dining Program Costs	-	-	-	-	1,354	-	-
5. Residential Land Aquisitions	-	-	-	-	-	-	-
6. Student Affairs Program Costs	-	-	(253)	750	-	-	(156)
7. Indirect Costs	-	-	-	(129)	6	-	16
8. Debt Service	-	(258)	-	(48)	(57)	-	-
9. Financial Aid Transfer	-	-	(228)	(930)	-	(135)	-
Total Budget Change	<u>\$ 153</u>	<u>\$ 135</u>	<u>\$ (1,003)</u>	<u>\$ 476</u>	<u>\$ (571)</u>	<u>\$ (235)</u>	<u>\$ (136)</u>
FY 2014-2015 Expenditure Budget Plan	<u><u>\$ 20,087</u></u>	<u><u>\$ 4,673</u></u>	<u><u>\$ 9,098</u></u>	<u><u>\$ 33,029</u></u>	<u><u>\$ 27,574</u></u>	<u><u>\$ 5,766</u></u>	<u><u>\$ 5,554</u></u>

Table C
Virginia Commonwealth University
FY 2014-2015 University Budget Plan
Auxiliary Enterprise Programs
Changes From FY 2013-2014 Budget
(in thousands)

II-20

	Student Programs	Parking and Transportation	Retail Services	University Services	Reserves & Contingencies	Financial Aid	Total
FY 2013-2014 Expenditure Budget Plan	\$ 4,588	\$ 16,729	\$ 1,152	\$ (462)	\$ 2,914	\$ 1,412	\$ 133,295
1. Elimination of One-time Expenses in 2013-2014 and Budget Allocations and Transfers	-	(481)	-	(549)	107	(1,412)	(14,179)
2. Repair and Replacement Projects	-	2,080	-	-	-	-	13,763
3. Operating Costs Increases - Utilities, Maintenance, Leases, Equipment, Physical Plant, Wages	-	-	1,388	(60)	-	-	376
4. Dining Program Costs	-	-	-	-	-	-	1,354
5. Residential Land Aquisitions	-	-	-	-	-	-	-
6. Student Affairs Program Costs	128	-	-	-	-	-	469
7. Indirect Costs	-	(568)	20	-	-	-	(655)
8. Debt Service	-	(1,875)	-	-	-	-	(2,238)
9. Financial Aid Transfer	(119)	-	-	-	-	1,412	-
Total Budget Change	<u>\$ 9</u>	<u>\$ (844)</u>	<u>\$ 1,408</u>	<u>\$ (609)</u>	<u>\$ 107</u>	<u>\$ -</u>	<u>\$ (1,110)</u>
FY 2014-2015 Expenditure Budget Plan	<u><u>\$ 4,597</u></u>	<u><u>\$ 15,885</u></u>	<u><u>\$ 2,560</u></u>	<u><u>\$ (1,071)</u></u>	<u><u>\$ 3,021</u></u>	<u><u>\$ 1,412</u></u>	<u><u>\$ 132,185</u></u>

**VIRGINIA COMMONWEALTH UNIVERSITY
FY 2014-2015 UNIVERSITY BUDGET PLAN**

University Funds

Table A
Virginia Commonwealth University
FY 2014-2015 University Budget Plan
University Funds
(in thousands)

	2013-14 Budget Plan	2014-15 Budget Plan	Change Over 2013-14
A. SOURCES ⁽¹⁾			
1. Gifts	\$ 1,989	\$ 1,637	-17.7%
2. Endowment Income and Foundation Support	28,014	28,920	3.2%
3. Investment Income	4,135	4,350	5.2%
4. Other Transfers	4,277	3,977	-7.0%
Total Sources	<u>\$ 38,415</u>	<u>\$ 38,884</u>	1.2%
B. USES ⁽¹⁾			
1. Instruction ⁽²⁾	\$ 6,669	\$ 4,661	-30.1%
2. Research	7,595	8,095	6.6%
3. Public Service	911	1,160	27.4%
4. Academic Support	13,922	13,610	-2.2%
5. Student Services ⁽³⁾	647	524	-19.1%
6. Institutional Support	3,789	5,327	40.6%
7. Operation and Maintenance of Plant	558	621	11.4%
8. Scholarships and Fellowships	4,324	4,886	13.0%
Total Uses	<u>\$ 38,415</u>	<u>\$ 38,884</u>	1.2%

⁽¹⁾ University Funds sources and uses reflect an overall estimate of revenues and expenditures based on trend analysis, therefore has potential for tremendous variability.

⁽²⁾ Actual expenses for Instruction were \$3.4 million in FY 2012-2013 and \$3.2 million as of March 31, 2014.

⁽³⁾ Actual expenses for Student Services were \$209,000 in FY 2012-2013 and \$423,000 as of March 31, 2014.

Virginia Commonwealth University FY 2014-2015 University Budget Plan University Funds

Overview

University Funds include both restricted and unrestricted funds for which the sources of revenue are gifts to University departments, investment earnings, endowment income and foundation support, and other transfers. University Funds are deposited and disbursed through local bank accounts and are not included in funds appropriated by the General Assembly. Gifts are traditionally made through affiliated foundations and are made available for use by departments for various expenditures. Although gifts made directly to the University are generally for very specific purposes, they can vary significantly from year to year.

The University currently has approximately 2,000 University Funds indexes from which expenditures are managed by deans, directors, and department heads. As such, the University Funds budget reflects an overall estimate of revenues and expenditures based on trend analysis, rather than an allocation of resources available centrally to the University.

Highlights

A summary of revenues and expenditures by program is presented on Table A. The budget plan assumes revenues and expenditures of approximately \$38.9 million in FY 2014-2015.

Key assumptions regarding changes from the FY 2013-2014 budget are as follows:

- Based on current and prior year trends, revenue from *gifts* is expected to decrease by \$352,000. The majority of gifts are received by the University's affiliated foundations and then recorded in the *endowment income and foundation support* revenue category when transferred to the University for expenditure.
- Additional revenue of \$906,000 from *endowment income and foundation support* is expected in FY 2014-2015, based on current revenue estimates.
- Revenue from *investment income* is expected to increase by \$215,000. The University's transition to a Tier III institution in 2008 allowed for the investment of balances formerly held at the state. This is an estimate of increased revenue only. The University, along with the VCU Health System and the VCU affiliated foundations, have partnered to contract with a single investment management firm. The partnering with that firm and development of more active cash management practices has had a positive impact on the actual investment income achieved.
- *Other transfers* are expected to decrease by \$300,000 based on current estimates.

This page intentionally left blank.

**VIRGINIA COMMONWEALTH UNIVERSITY
FY 2014-2015 UNIVERSITY BUDGET PLAN**

Student Financial Assistance

Table A
Virginia Commonwealth University
2014-15 University Budget Plan
Student Financial Assistance
(in thousands)

DESCRIPTION	2013-14 Budget Plan	2014-15 Budget Plan	Change Over 2013-14
A. Federal			
1. Grants and Scholarships			
a. Pell Grants	\$ 27,215	\$ 27,794	2.1%
b. Supplemental Education Opportunity Grants	491	525	6.9%
Total Grants and Scholarships	<u>27,706</u>	<u>28,319</u>	2.2%
2. Federal Work Study	<u>984</u>	<u>1,357</u>	37.9%
Total Federal	<u>28,690</u>	<u>29,676</u>	3.4%
B. State⁽¹⁾			
1. Virginia Student Financial Assistance Program			
a. Scholarships	21,171	21,171	0.0%
b. Fellowships	2,899	2,899	0.0%
Total Virginia Student Financial Assistance Program	<u>24,070</u>	<u>24,070</u>	0.0%
2. Total State	<u>24,070</u>	<u>24,070</u>	0.0%
Total Sources and Uses	<u>\$ 52,760</u>	<u>\$ 53,746</u>	1.9%

⁽¹⁾ State funding has been held at FY 2013-2014 levels.

Virginia Commonwealth University FY 2014-2015 University Budget Plan Student Financial Assistance

Overview

Student Financial Assistance includes scholarships, grants and fellowships awarded to students without requiring work or service, and work-related programs. Amounts for the Federal Work Study Program and Supplemental Education Opportunity Grants are federal matching funds. Related University portions are reported in the various budgets where the expenditures are incurred. Tuition waivers and the undergraduate scholars program are also excluded.

Highlights

A summary of sources and uses is presented in Table A.

Preliminary estimates assume sources and uses of approximately \$53.7 million in FY 2014-2015 through the Student Financial Assistance program budget.

Because the General Assembly has not adopted a state budget for the 2014-2016 biennium, the University's FY 2014-2015 budget plan does not reflect any new Appropriation Act general fund increases. Rather, this University Budget Plan reflects maintaining level funding from the general fund appropriations provided for FY 2013-2014. Any additional state appropriations earmarked for financial assistance subsequent to May 9, 2014 will be budgeted within the Student Financial Assistance Program.

Changes from the FY 2013-2014 budget include:

- The Pell Grant Program is expected to increase, bringing the maximum individual Pell Grant award to \$5,730, an increase of \$85.
- Supplemental Education Opportunity Grants (SEOG) and Federal Work Study are expected to increase due to reform in the allocation formulas to target institutions that enroll and graduate higher numbers of Pell-eligible students.

In addition to the federal and state funded scholarships summarized on Table A, the University will fund an additional \$38.7 million in need-based aid, scholarships, fellowships, tuition waivers and graduate student wages within other University programs. Nongeneral fund appropriation from Educational and General programs of \$7,931,000 and \$119,000 for Auxiliary Services, that was required to be transferred to Student Financial Assistance in FY 2013-2014 to more accurately reflect aid to students, increased by \$1.2 million, as more fully described below. In FY 2015, Auxiliary Services will transfer funding of \$1,293,083, to provide need based financial assistance to help ensure retention and graduation of continuing students with high academic achievement and financial need (see Table B).

Stabilizing our undergraduate enrollment, while also seeking to recruit a more academically prepared freshman class, will require a significant multi-year increase in non-need-based aid. We will add an additional 252 merit-based scholarships (4 years of support at \$3,500/yr) which will require a sustained investment of new recurring resources for the next four years. In addition, we seek to add another 70 nonresident strategic scholarships (4 years of support at \$5,000/yr). The multi-year funding plan will require adding \$1.2 million in new permanent funding each year, for the next four years (through FY 2018-2019).

Table B
Virginia Commonwealth University
FY 2014-2015 University Budget Plan
Student Financial Assistance
Summary of Other Sources of Student Financial Aid
(in thousands)

	<u>2013-14</u>	<u>2014-15</u>	<u>Change Over 2013-14</u>
1. E&G Programs			
Tuition waivers; scholarships and wages for graduate teaching assistants; merit-based aid; and need-based aid	\$24,883	\$26,045	4.7%
2. Facilities and Administrative Cost Recoveries			
Funding for 50 graduate fellowships	1,666	1,666	0.0%
3. Auxiliary Enterprise Programs			
Athletic scholarships	4,357	4,117	-5.5%
Student Financial Assistance	1,412	1,412	0.0%
4. University Funds ⁽¹⁾			
Scholarships and fellowships	4,324	4,887	13.0%
School/departmental awards	628	777	23.7%
5. Financial Aid (E&G Tuition Funded) ⁽¹⁾			
Student Financial Assistance	7,931	9,131	15.1%
Total	<u><u>\$45,201</u></u>	<u><u>\$48,035</u></u>	6.3%

⁽¹⁾ Financial assistance support from University Funds is a projection based on trend analysis, and can vary from year to year. An additional \$1,200,000 in E&G tuition funded Financial Aid will be added in FY 2014-2015, and is reflected in the table above.

Glossary of Student Financial Assistance Terms

Term	Description
<i>Federal Work Study Program</i>	This federal program is offered to students with a high level of financial need who indicate on their Free Application for Federal Student Aid that they are interested in the work study program. This award allows a student to obtain employment on campus, off-campus at a non-profit agency, or through the America Reads program. Students are paid semi-monthly based on hours worked and must maintain at least half time enrollment.
<i>Pell Grant</i>	This is a federally-funded, need-based, undergraduate grant awarded based on federal guidelines for expected family contribution.
<i>Supplemental Education Opportunity Grant</i>	These federal grants are awarded by the University with preference to students who are enrolled at least half time and who are federal Pell Grant recipients.
<i>Virginia Student Financial Assistance Program - Fellowships</i>	This is state-funded graduate student financial assistance to support graduate education and research through graduate education, with the funds appropriated directly to the University. The amount of the award per student is determined by the University, and the funds may be awarded to Virginia resident and non-resident graduate students.
<i>Virginia Student Financial Assistance Program - Scholarships</i>	This is the state's primary need-based financial assistance program for Virginia undergraduate students. The funds are appropriated directly to the University and allocated to students within state guidelines. These grants are offered to Virginia residents demonstrating financial need and enrolled at least half time.

**VIRGINIA COMMONWEALTH UNIVERSITY
FY 2014-2015 UNIVERSITY BUDGET PLAN**

Hospital Services

Table A
Virginia Commonwealth University
FY 2014-2015 University Budget Plan
Hospital Services
(in thousands)

	2013-14 Budget Plan	2014-15 Budget Plan	Change Over 2013-14
A. SOURCES			
Nongeneral Funds			
1. Sales and Services ⁽¹⁾	\$ 24,325	\$ 24,730	1.7%
2. Other Sales and Services - Rental Income	<u>1,400</u>	<u>1,400</u>	0.0%
Total Sources	<u>25,725</u>	<u>26,130</u>	1.6%
B. USES			
1. Operation and Maintenance of Plant	1,000	1,000	0.0%
2. Hospital Services	<u>24,325</u>	<u>24,730</u>	1.7%
Total Uses	<u>25,325</u>	<u>25,730</u>	1.6%
BUDGET BALANCE	<u>\$ 400</u>	<u>\$ 400</u>	0.0%
<i>(Transfer to Plant Funds)</i>			

⁽¹⁾ Includes OSA, CERSA and services provided to other hospitals and clinics.

Virginia Commonwealth University FY 2014-2015 University Budget Plan Hospital Services

Overview

Hospital Services represents University revenue and expenditure for services provided by the University to the VCU Health System and related activities. This accounting mechanism was initiated with the conversion of the Medical College of Virginia Hospitals from state agency status to an independent authority. At that time, a new state program, Hospital Services, was assigned to the University for recording this activity.

The Hospital Services budget includes the Clinical, Educational, and Research Services Agreement (CERSA) between the Health Sciences schools and the VCU Health System. The Hospital Services budget also includes funding from the Operations and Services Agreement (OSA) for a variety of administrative services provided to the VCU Health System by the University.

Highlights

A summary of sources and uses, estimated at \$26 million in FY 2014-2015, is presented in Table A.

Key assumptions related to the FY 2014-2015 Hospital Services budget are detailed below:

- Rental income, estimated at \$1.4 million in FY 2014-2015, is based on a master agreement for space leased by the University to the VCU Health System on a short-term basis. Payments for long-term leases of facilities by the VCU Health System are set at \$1 per year or the amount of debt service, whichever is greater. In general, short-term rental rates are set at the lower of cost or market rates.
- The VCU Health System leases space from the University and the University contracts with the Health System through the OSA for operation and maintenance services for the leased space and other Health System facilities. A portion of rental income paid by the VCU Health System is used as a reserve for maintenance on these facilities.
- In addition to the CERSA and the OSA, the Hospital Services budget includes about \$500,000 for services provided to other hospitals and clinics.
- Services are also provided through a Clinical Operations and Services Agreement (COSA) between the Hospitals and MCV Physicians. These services are not reported in the Hospital Services program but include medical administration, indigent care, supervision of graduate medical education, Stony Point operations, clinical operations, joint operations, and a new physician compensation plan.

Table B presents a summary of the CERSA and OSA allocations for FY 2014-2015.

TABLE B
Virginia Commonwealth University
FY 2014-2015 University Budget Plan
Hospital Services
(in thousands)

Clinical, Educational, and Research Services Agreement

A. CERSA ALLOCATIONS

1. School of Allied Health Professions	\$ 1,530
2. School of Dentistry	221
3. School of Medicine	2,212
4. School of Nursing	264
5. School of Pharmacy	455
6. Massey Cancer Center	116
7. Vice President for Health Sciences	216
Total CERSA	<u>\$ 5,014</u>

Operations and Services Agreement

B. SERVICE AREA

1. Assurance Services	\$ 1,018
2. Capital Planning and Facilities Management	1,424
3. Debt Service - Steam Plant	227
4. Eighth Street Parking	449
5. Employee Health Services	610
6. Indirect Costs	280
7. Library Services	360
8. Mail Services	367
9. Parking E Deck	277
10. Security/Campus Police	2,599
11. Telecommunications	4,942
12. Steam Plant	3,800
13. Communications and Public Relations	739
14. Net Master Lease	1,428
15. All other OSAs	741
Total OSA	<u>\$ 19,261</u>

**VIRGINIA COMMONWEALTH UNIVERSITY
FY 2014-2015 UNIVERSITY BUDGET PLAN**

FY 2014-2015 Tuition and Fees

Virginia Commonwealth University FY 2014-2015 Tuition and Fees

Standard Tuition and Fee Rates

- Overall tuition and fee changes are summarized below for selected student groups:

	<u>Resident Amount</u>	<u>Nonresident Amount</u>
Full-Time Credit Hour Undergraduate Students Living in Private Housing (15 credits per semester)	\$395.68	\$985.84
Full-Time Credit Hour Students Living in University Housing with 200 Block Board Plan and \$300 in Dining Dollars (15 credits per semester)	\$631.68	\$1,221.84
Full-Time Block Schedule Undergraduate Students Living in Private Housing (12-18 credits per semester)	\$336.00	\$824.00
Full-Time Block Schedule Undergraduate Students Living in University Housing with 200 Block Board Plan and \$300 in Dining Dollars (12-18 credits per semester)	\$572.00	\$1060.00
Full-Time Masters Students	\$397.00	\$763.00
Full-Time Doctoral Students	\$336.00	\$660.00

- Tuition charges will increase from FY 2013-2014 rates by \$286 for block schedule resident undergraduates, \$774 for block schedule nonresident undergraduates, \$347 for resident masters students, \$713 for nonresident masters students, \$286 for resident doctoral students and \$610 for nonresident doctoral students.
- Tuition charges for credit hour undergraduates will increase from FY 2013-2014 rates by \$11.92 per credit for residents and \$32.27 per credit for nonresidents. The full per credit charge will apply to the first 14 credits, and a 50% discount will be applied for credits 15 and above. Tuition charges for a resident undergraduate taking 15 credits per semester will increase \$345.68, and for a nonresident undergraduate taking 15 credits will increase \$935.84.
- Block schedule undergraduates enrolled in 12-18 credit hours during a semester pay the flat rates. Graduates enrolled in 9-15 credit hours during a semester pay the flat rates.
- The number of credit hours for which a student may enroll before a course overload fee is charged for block schedule undergraduate students will continue at 18 credit hours per semester and 15 credit hours per semester for graduate students.

- Virginia public institutions of higher education are required to charge a Capital Outlay Fee to nonresident students. The revenue is used to reimburse the Commonwealth for a portion of the debt service on bonds issued under the 21st Century Program and for debt service on bond issues used to finance equipment purchases through the Higher Education Equipment Trust Fund (HEETF). It is not anticipated that an increase will be needed, however this may change pending passage of a budget by the Virginia General Assembly.
- The University Fee will have no increase and remain at \$1,757.46. In addition there will be no increase in the Student Health Fee which will remain at \$195. Both fees are mandatory non-E&G fees.
- The Student Activity Fee on the Monroe Park Campus and the Student Government Fee for the MCV Campus will not increase for FY 2014-2015.
- A \$50 Library Fee has been added for FY 2014-2015. This fee is a mandatory E&G fee used to sustain around the clock hours at Cabell Library, expand hours at Tompkins-McCaw Library, strengthen digital tools and offerings, and generally support operating costs for VCU Libraries.
- A representative room charge for double occupancy in University housing will increase by \$144. Rates for all housing options are summarized in section III on page 54.
- The rate for a 200 block board plan with \$300 per semester in Dining Dollars will increase by \$92 for the academic year. Rates for all meal plans are summarized in section III on page 55.

Proposed Program Specific Tuition and Fees

- Tuition and mandatory fees for Medicine First Professional students will increase by between \$333 and \$820 depending on student residency and year, as presented in the School of Medicine section.

First-professional medical students receiving their third and fourth year of undergraduate medical education on the VCU School of Medicine INOVA Campus pay a unique campus fee, the revenue from which is used to support student recreation, student health, and student counseling programs. This fee is in lieu of the University Fee, the Student Health Fee, and the MCV Campus Student Government Fee. The INOVA Campus Fee will increase from \$1,277 to \$1,297 for FY 2014-2015.

- Dentistry First Professional tuition and mandatory fees will increase between \$2,179 and \$4,983 depending on student residency and year. Changes in Dental Instrument Rental and Instrument Kit Purchase Fees vary depending on student program and year as presented in the School of Dentistry section. Dentistry has added a clinical electronic health record laptop fee to ensure the security of patient information and that students have a laptop loaded with all the necessary programs at the beginning of the semester.
- Tuition and mandatory fee charges for the First Professional PharmD Program will increase \$763 for resident students and \$1,077 for nonresident students. First-professional pharmacy students receiving their third year of education on the VCU INOVA Campus pay a unique campus fee, the revenue from which is used to support student recreation, student health, and student counseling programs. This fee is in lieu of the University Fee, the Student Health

Fee, and the MCV Campus Student Government Fee. The Pharmacy INOVA Campus Fee did not increase for FY 2014-2015.

- Tuition and mandatory fee charges for the School of Allied Health Rehabilitation Counseling Program online will increase \$397 for resident and nonresident students.
- Tuition for Qatar Ministry of Education students studying in Qatar will equal twice the published VCU student nonresident tuition rate. The comprehensive fee (previously mandatory book fee) increased from \$861 to \$895 for FY 2014-2015.
- The Tuition and Fees section reflects all charges in dollars.
- In addition to the tuition and fee charges identified, the President or his designee(s) may set tuition and fee charges for courses offered by the University. The rates shall be consistent with the University's mission, the overall tuition and fee schedule, and state requirements.
- Specific tuition and fee charges for FY 2014-2015 are presented in the following sections.

TUITION AND FEES INDEX

Typical Charges for Regular Session	6
Typical Charges for Summer Session	13
Typical Charges for the School of Arts	18
Typical Charges for the School of Business	21
Typical Charges for the School of Education	25
Typical Charges for the School of Engineering	26
Typical Charges for the School of Social Work	29
Typical Charges for Global Education Programs	31
Typical Charges for da Vinci Center for Innovation	32
Typical Charges for Allied Health Professions	33
Typical Charges for the School of Dentistry	38
Typical Charges for the School of Medicine	44
Typical Charges for the School of Nursing	48
Typical Charges for the School of Pharmacy	50
Miscellaneous Fees	53
Student Housing Rates	54
Board Plan Rates	55
Student Parking Rates	56
Glossary of Student Fees	57

Virginia Commonwealth University
Typical Charges
Regular Session

	Resident			Nonresident		
	2013-14	2014-15	\$ Chg.	2013-14	2014-15	\$ Chg.

Full-Time Credit Hour Undergraduate Students, On-Campus

Undergraduates Living In Private Housing

Monroe Park Campus

Tuition- 15 Credit Hours ⁽¹⁾	\$ 9,876.82	\$ 10,222.50		\$ 26,735.68	\$ 27,671.52	
University Fee	1,757.46	1,757.46		1,757.46	1,757.46	
Technology Fee	83.00	83.00		83.00	83.00	
Library Fee	n/a	50.00		n/a	50.00	
Health Service Fee	195.00	195.00		195.00	195.00	
Student Activity Fee	90.00	90.00		90.00	90.00	
Capital Outlay Fee	n/a	n/a		612.00	612.00	
Total	\$ 12,002.28	\$ 12,397.96	\$ 395.68	\$ 29,473.14	\$ 30,458.98	\$ 985.84

MCV Campus

Tuition- 15 Credit Hours ⁽¹⁾	\$ 9,876.82	\$ 10,222.50		\$ 26,735.68	\$ 27,671.52	
University Fee	1,757.46	1,757.46		1,757.46	1,757.46	
Technology Fee	83.00	83.00		83.00	83.00	
Library Fee	n/a	50.00		n/a	50.00	
Health Service Fee	195.00	195.00		195.00	195.00	
Student Government Fee	36.00	36.00		36.00	36.00	
Capital Outlay Fee	n/a	n/a		612.00	612.00	
Total	\$ 11,948.28	\$ 12,343.96	\$ 395.68	\$ 29,419.14	\$ 30,404.98	\$ 985.84

Undergraduates Living In University Housing

Monroe Park Campus

Tuition- 15 Credit Hours ⁽¹⁾	\$ 9,876.82	\$ 10,222.50		\$ 26,735.68	\$ 27,671.52	
University Fee	1,757.46	1,757.46		1,757.46	1,757.46	
Technology Fee	83.00	83.00		83.00	83.00	
Library Fee	n/a	50.00		n/a	50.00	
Health Service Fee	195.00	195.00		195.00	195.00	
Student Activity Fee	90.00	90.00		90.00	90.00	
Capital Outlay Fee	n/a	n/a		612.00	612.00	
Housing ⁽²⁾	5,454.00	5,598.00		5,454.00	5,598.00	
Board ⁽³⁾	3,628.00	3,720.00		3,628.00	3,720.00	
Total	\$ 21,084.28	\$ 21,715.96	\$ 631.68	\$ 38,555.14	\$ 39,776.98	\$ 1,221.84

⁽¹⁾ Tuition assumes 15 credit hours per semester; 30 credit hours for the fall and spring semesters, although 12 credits per semester (24 credits per year) is considered full-time. Tuition rates for full-time credit hour undergraduate students are listed on page III-7. Total tuition will depend on the number of credit hours taken.

⁽²⁾ Representative charge for double occupancy.

⁽³⁾ Assumes 200 block plan with \$300 per semester in Dining Dollars.

Virginia Commonwealth University
Typical Charges
Regular Session

	Resident			Nonresident		
	2013-14	2014-15	\$ Chg.	2013-14	2014-15	\$ Chg.
MCV Campus						
Tuition- 15 Credit Hours ⁽¹⁾	\$ 9,876.82	\$ 10,222.50		\$ 26,735.68	\$ 27,671.52	
University Fee	1,757.46	1,757.46		1,757.46	1,757.46	
Technology Fee	83.00	83.00		83.00	83.00	
Library Fee	n/a	50.00		n/a	50.00	
Health Service Fee	195.00	195.00		195.00	195.00	
Student Government Fee	36.00	36.00		36.00	36.00	
Capital Outlay Fee	n/a	n/a		612.00	612.00	
Housing ⁽²⁾	5,215.00	5,272.00		5,215.00	5,272.00	
Board ⁽³⁾	3,628.00	3,720.00		3,628.00	3,720.00	
Total	<u>\$ 20,791.28</u>	<u>\$ 21,335.96</u>	\$ 544.68	<u>\$ 38,262.14</u>	<u>\$ 39,396.98</u>	\$ 1,134.84
Full-Time Credit Hour Undergraduate Students, Off-Campus						
Tuition- 15 Credit Hours ⁽¹⁾	\$ 9,876.82	\$ 10,222.50		\$ 26,735.68	\$ 27,671.52	
Technology Fee	83.00	83.00		83.00	83.00	
Library Fee	n/a	50.00		n/a	50.00	
Total	<u>\$ 9,959.82</u>	<u>\$ 10,355.50</u>	\$ 395.68	<u>\$ 26,818.68</u>	<u>\$ 27,804.52</u>	\$ 985.84

Full-Time Credit Hour Undergraduate Students Tuition Rates and Applicable Fees

Tuition (per semester)						
12-14 Credit Hours	\$ 340.58	\$ 352.50		\$ 921.92	\$ 954.19	
15+ Credit Hours	\$ 170.29	\$ 176.25		\$ 460.96	\$ 477.10	
University Fee	\$ 1,757.46	\$ 1,757.46		\$ 1,757.46	\$ 1,757.46	
Technology Fee	\$ 83.00	\$ 83.00		\$ 83.00	\$ 83.00	
Library Fee	n/a	\$ 50.00		n/a	\$ 50.00	
Health Service Fee	\$ 195.00	\$ 195.00		\$ 195.00	\$ 195.00	
Student Activity Fee (Monroe Park Campus)	\$ 90.00	\$ 90.00		\$ 90.00	\$ 90.00	
Student Government Fee (MCV Campus)	\$ 36.00	\$ 36.00		\$ 36.00	\$ 36.00	
Capital Outlay Fee	n/a	n/a		\$ 612.00	\$ 612.00	

⁽¹⁾ Tuition assumes 15 credit hours per semester; 30 credit hours for the fall and spring semesters, although 12 credits per semester (24 credits per year) is considered full-time. Tuition rates for full-time credit hour undergraduate students are listed at the bottom of this page. Total tuition will depend on the number of credit hours taken.

⁽²⁾ Representative charge for double occupancy.

⁽³⁾ Assumes 200 block plan with \$300 per semester in Dining Dollars.

Virginia Commonwealth University
Typical Charges
Regular Session

	Resident			Nonresident		
	2013-14	2014-15	\$ Chg.	2013-14	2014-15	\$ Chg.
Full-Time Block Schedule Undergraduate Students, On-Campus						
<i>Undergraduates Living In Private Housing</i>						
Monroe Park Campus						
Tuition	\$ 8,174.00	\$ 8,460.00		\$ 22,126.00	\$ 22,900.00	
University Fee	1,757.46	1,757.46		1,757.46	1,757.46	
Technology Fee	83.00	83.00		83.00	83.00	
Library Fee	n/a	50.00		n/a	50.00	
Health Service Fee	195.00	195.00		195.00	195.00	
Student Activity Fee	90.00	90.00		90.00	90.00	
Capital Outlay Fee	n/a	n/a		612.00	612.00	
Total	\$ 10,299.46	\$ 10,635.46	\$ 336.00	\$ 24,863.46	\$ 25,687.46	\$ 824.00
MCV Campus						
Tuition	\$ 8,174.00	\$ 8,460.00		\$ 22,126.00	\$ 22,900.00	
University Fee	1,757.46	1,757.46		1,757.46	1,757.46	
Technology Fee	83.00	83.00		83.00	83.00	
Library Fee	n/a	50.00		n/a	50.00	
Health Service Fee	195.00	195.00		195.00	195.00	
Student Government Fee	36.00	36.00		36.00	36.00	
Capital Outlay Fee	n/a	n/a		612.00	612.00	
Total	\$ 10,245.46	\$ 10,581.46	\$ 336.00	\$ 24,809.46	\$ 25,633.46	\$ 824.00
<i>Undergraduates Living In University Housing</i>						
Monroe Park Campus						
Tuition	\$ 8,174.00	\$ 8,460.00		\$ 22,126.00	\$ 22,900.00	
University Fee	1,757.46	1,757.46		1,757.46	1,757.46	
Technology Fee	83.00	83.00		83.00	83.00	
Library Fee	n/a	50.00		n/a	50.00	
Health Service Fee	195.00	195.00		195.00	195.00	
Student Activity Fee	90.00	90.00		90.00	90.00	
Capital Outlay Fee	n/a	n/a		612.00	612.00	
Housing ⁽¹⁾	5,454.00	5,598.00		5,454.00	5,598.00	
Board ⁽²⁾	3,628.00	3,720.00		3,628.00	3,720.00	
Total	\$ 19,381.46	\$ 19,953.46	\$ 572.00	\$ 33,945.46	\$ 35,005.46	\$ 1,060.00
MCV Campus						
Tuition	\$ 8,174.00	\$ 8,460.00		\$ 22,126.00	\$ 22,900.00	
University Fee	1,757.46	1,757.46		1,757.46	1,757.46	
Technology Fee	83.00	83.00		83.00	83.00	
Library Fee	n/a	50.00		n/a	50.00	
Health Service Fee	195.00	195.00		195.00	195.00	
Student Government Fee	36.00	36.00		36.00	36.00	
Capital Outlay Fee	n/a	n/a		612.00	612.00	
Housing ⁽¹⁾	5,215.00	5,272.00		5,215.00	5,272.00	
Board ⁽²⁾	3,628.00	3,720.00		3,628.00	3,720.00	
Total	\$ 19,088.46	\$ 19,573.46	\$ 485.00	\$ 33,652.46	\$ 34,625.46	\$ 973.00

⁽¹⁾ Representative charge for double occupancy.

⁽²⁾ Assumes 200 block plan with \$300 per semester in Dining Dollars.

Virginia Commonwealth University
Typical Charges
Regular Session

	Resident			Nonresident		
	2013-14	2014-15	\$ Chg.	2013-14	2014-15	\$ Chg.
Full-Time Block Schedule Undergraduate Students, Off-Campus						
Tuition	\$ 8,174.00	\$ 8,460.00		\$ 22,126.00	\$ 22,900.00	
Technology Fee	83.00	83.00		83.00	83.00	
Library Fee	n/a	50.00		n/a	50.00	
Total	<u>\$ 8,257.00</u>	<u>\$ 8,593.00</u>	\$ 336.00	<u>\$ 22,209.00</u>	<u>\$ 23,033.00</u>	\$ 824.00
Full-Time Graduate Students, On-Campus						
<i>Masters Programs - Monroe Park Campus</i>						
Tuition	\$ 9,911.00	\$ 10,258.00		\$ 20,378.00	\$ 21,091.00	
University Fee	1,757.46	1,757.46		1,757.46	1,757.46	
Technology Fee	83.00	83.00		83.00	83.00	
Library Fee	n/a	50.00		n/a	50.00	
Health Service Fee	195.00	195.00		195.00	195.00	
Student Activity Fee	56.00	56.00		56.00	56.00	
Capital Outlay Fee	n/a	n/a		612.00	612.00	
Total	<u>\$ 12,002.46</u>	<u>\$ 12,399.46</u>	\$ 397.00	<u>\$ 23,081.46</u>	<u>\$ 23,844.46</u>	\$ 763.00
<i>Masters Programs - MCV Campus</i>						
Tuition	\$ 9,911.00	\$ 10,258.00		\$ 20,378.00	\$ 21,091.00	
University Fee	1,757.46	1,757.46		1,757.46	1,757.46	
Technology Fee	83.00	83.00		83.00	83.00	
Library Fee	n/a	50.00		n/a	50.00	
Health Service Fee	195.00	195.00		195.00	195.00	
Student Government Fee	36.00	36.00		36.00	36.00	
Capital Outlay Fee	n/a	n/a		612.00	612.00	
Total	<u>\$ 11,982.46</u>	<u>\$ 12,379.46</u>	\$ 397.00	<u>\$ 23,061.46</u>	<u>\$ 23,824.46</u>	\$ 763.00
<i>Doctoral Programs - Monroe Park Campus</i>						
Tuition	\$ 8,178.00	\$ 8,464.00		\$ 17,432.00	\$ 18,042.00	
University Fee	1,757.46	1,757.46		1,757.46	1,757.46	
Technology Fee	83.00	83.00		83.00	83.00	
Library Fee	n/a	50.00		n/a	50.00	
Health Service Fee	195.00	195.00		195.00	195.00	
Student Activity Fee	56.00	56.00		56.00	56.00	
Capital Outlay Fee	n/a	n/a		612.00	612.00	
Total	<u>\$ 10,269.46</u>	<u>\$ 10,605.46</u>	\$ 336.00	<u>\$ 20,135.46</u>	<u>\$ 20,795.46</u>	\$ 660.00
<i>Doctoral Programs - MCV Campus</i>						
Tuition	\$ 8,178.00	\$ 8,464.00		\$ 17,432.00	\$ 18,042.00	
University Fee	1,757.46	1,757.46		1,757.46	1,757.46	
Technology Fee	83.00	83.00		83.00	83.00	
Library Fee	n/a	50.00		n/a	50.00	
Health Service Fee	195.00	195.00		195.00	195.00	
Student Government Fee	36.00	36.00		36.00	36.00	
Capital Outlay Fee	n/a	n/a		612.00	612.00	
Total	<u>\$ 10,249.46</u>	<u>\$ 10,585.46</u>	\$ 336.00	<u>\$ 20,115.46</u>	<u>\$ 20,775.46</u>	\$ 660.00

Virginia Commonwealth University
Typical Charges
Regular Session

	Resident			Nonresident		
	2013-14	2014-15	\$ Chg.	2013-14	2014-15	\$ Chg.

Full-Time Graduate Students, Off-Campus

Masters Programs

Tuition	\$ 9,911.00	\$ 10,258.00		\$ 20,378.00	\$ 21,091.00	
Technology Fee	83.00	83.00		83.00	83.00	
Library Fee	n/a	50.00		n/a	50.00	
Total	\$ 9,994.00	\$ 10,391.00	\$ 397.00	\$ 20,461.00	\$ 21,224.00	\$ 763.00

Doctoral Programs

Tuition	\$ 8,178.00	\$ 8,464.00		\$ 17,432.00	\$ 18,042.00	
Technology Fee	83.00	83.00		83.00	83.00	
Library Fee	n/a	50.00		n/a	50.00	
Total	\$ 8,261.00	\$ 8,597.00	\$ 336.00	\$ 17,515.00	\$ 18,175.00	\$ 660.00

Course Overload Fee

In addition to the tuition charges identified herein, full-time block schedule undergraduate students are also charged at the part-time per credit hour rate for each additional hour exceeding 18 credit hours per semester in which the student is enrolled. Full-time graduate students are also charged at the part-time per credit hour rate for each additional hour exceeding 15 credit hours per semester in which the student is enrolled.

Students enrolled in overload courses are charged the additional per credit hour amount for tuition. The overload fee does not apply to students in first professional programs or other programs which specifically require the student to enroll in courses that exceed the applicable maximum number of credit hours.

Part-Time Students, On-Campus

Undergraduate Programs - Monroe Park Campus

Tuition	\$ 340.58	\$ 352.50		\$ 921.92	\$ 954.19	
University Fee	73.23	73.23		73.23	73.23	
Technology Fee	4.61	4.61		4.61	4.61	
Library Fee	n/a	2.08		n/a	2.08	
Student Activity Fee	4.00	4.00		4.00	4.00	
Capital Outlay Fee	n/a	n/a		25.50	25.50	
Total	\$ 422.42	\$ 436.42	\$ 14.00	\$ 1,029.26	\$ 1,063.61	\$ 34.35

Undergraduate Programs - MCV Campus

Tuition	\$ 340.58	\$ 352.50		\$ 921.92	\$ 954.19	
University Fee	73.23	73.23		73.23	73.23	
Technology Fee	4.61	4.61		4.61	4.61	
Library Fee	n/a	2.08		n/a	2.08	
Student Government Fee ⁽¹⁾	7.00	7.00		7.00	7.00	
Capital Outlay Fee	n/a	n/a		25.50	25.50	
Total	\$ 425.42	\$ 439.42	\$ 14.00	\$ 1,032.26	\$ 1,066.61	\$ 34.35

⁽¹⁾ Per semester charge.

Virginia Commonwealth University
Typical Charges
Regular Session

	Resident			Nonresident		
	2013-14	2014-15	\$ Chg.	2013-14	2014-15	\$ Chg.
<i>Masters Programs - Monroe Park Campus</i>						
Tuition	\$ 550.61	\$ 569.89		\$ 1,132.11	\$ 1,171.72	
University Fee	73.23	73.23		73.23	73.23	
Technology Fee	4.61	4.61		4.61	4.61	
Library Fee	n/a	2.08		n/a	2.08	
Student Activity Fee	4.00	4.00		4.00	4.00	
Capital Outlay Fee	n/a	n/a		25.50	25.50	
Total	\$ 632.45	\$ 653.81	\$ 21.36	\$ 1,239.45	\$ 1,281.14	\$ 41.69
<i>Masters Programs - MCV Campus</i>						
Tuition	\$ 550.61	\$ 569.89		\$ 1,132.11	\$ 1,171.72	
University Fee	73.23	73.23		73.23	73.23	
Technology Fee	4.61	4.61		4.61	4.61	
Library Fee	n/a	2.08		n/a	2.08	
Student Government Fee ⁽¹⁾	7.00	7.00		7.00	7.00	
Capital Outlay Fee	n/a	n/a		25.50	25.50	
Total	\$ 635.45	\$ 656.81	\$ 21.36	\$ 1,242.45	\$ 1,284.14	\$ 41.69
<i>Doctoral Programs - Monroe Park Campus</i>						
Tuition	\$ 454.33	\$ 470.22		\$ 968.44	\$ 1,002.33	
University Fee	73.23	73.23		73.23	73.23	
Technology Fee	4.61	4.61		4.61	4.61	
Library Fee	n/a	2.08		n/a	2.08	
Student Activity Fee	4.00	4.00		4.00	4.00	
Capital Outlay Fee	n/a	n/a		25.50	25.50	
Total	\$ 536.17	\$ 554.14	\$ 17.97	\$ 1,075.78	\$ 1,111.75	\$ 35.97
<i>Doctoral Programs - MCV Campus</i>						
Tuition	\$ 454.33	\$ 470.22		\$ 968.44	\$ 1,002.33	
University Fee	73.23	73.23		73.23	73.23	
Technology Fee	4.61	4.61		4.61	4.61	
Library Fee	n/a	2.08		n/a	2.08	
Student Government Fee ⁽¹⁾	7.00	7.00		7.00	7.00	
Capital Outlay Fee	n/a	n/a		25.50	25.50	
Total	\$ 539.17	\$ 557.14	\$ 17.97	\$ 1,078.78	\$ 1,114.75	\$ 35.97

⁽¹⁾ Per semester charge.

Virginia Commonwealth University
Typical Charges
Regular Session

	Resident			Nonresident		
	2013-14	2014-15	\$ Chg.	2013-14	2014-15	\$ Chg.
Part-Time Students, Off-Campus						
<i>Undergraduate Programs</i>						
Tuition	\$ 340.58	\$ 352.50		\$ 921.92	\$ 954.19	
Technology Fee	4.61	4.61		4.61	4.61	
Library Fee	n/a	2.08		n/a	2.08	
Total	<u>\$ 345.19</u>	<u>\$ 359.19</u>	\$ 14.00	<u>\$ 926.53</u>	<u>\$ 960.88</u>	\$ 34.35
<i>Masters Programs</i>						
Tuition	\$ 550.61	\$ 569.89		\$ 1,132.11	\$ 1,171.72	
Technology Fee	4.61	4.61		4.61	4.61	
Library Fee	n/a	2.08		n/a	2.08	
Total	<u>\$ 555.22</u>	<u>\$ 576.58</u>	\$ 21.36	<u>\$ 1,136.72</u>	<u>\$ 1,178.41</u>	\$ 41.69
<i>Doctoral Programs</i>						
Tuition	\$ 454.33	\$ 470.22		\$ 968.44	\$ 1,002.33	
Technology Fee	4.61	4.61		4.61	4.61	
Library Fee	n/a	2.08		n/a	2.08	
Total	<u>\$ 458.94</u>	<u>\$ 476.91</u>	\$ 17.97	<u>\$ 973.05</u>	<u>\$ 1,009.02</u>	\$ 35.97

Note: Part-time undergraduate students enrolled in graduate courses required for their degree pay the undergraduate rate.

Virginia Commonwealth University
Typical Charges
Summer Session ⁽¹⁾

	Resident			Nonresident		
	2013-14	2014-15	\$ Chg.	2013-14	2014-15	\$ Chg.
Full-Time Credit Hour Undergraduate Students, On-Campus						
<i>Undergraduate Programs - Monroe Park Campus</i>						
Tuition- 15 Credit Hours ⁽²⁾	\$ 4,938.41	\$ 5,111.25		\$ 13,367.84	\$ 13,835.76	
University Fee	585.82	585.82		585.82	585.82	
Technology Fee	27.67	27.67		27.67	27.67	
Library Fee	n/a	16.67		n/a	16.67	
Student Activity Fee	15.00	15.00		15.00	15.00	
Capital Outlay Fee	n/a	n/a		306.00	306.00	
Total	\$ 5,566.90	\$ 5,756.41	\$ 189.51	\$ 14,302.33	\$ 14,786.92	\$ 484.59
<i>Undergraduate Programs - MCV Campus</i>						
Tuition- 15 Credit Hours ⁽²⁾	\$ 4,938.41	\$ 5,111.25		\$ 13,367.84	\$ 13,835.76	
University Fee	585.82	585.82		585.82	585.82	
Technology Fee	27.67	27.67		27.67	27.67	
Library Fee	n/a	16.67		n/a	16.67	
Student Government Fee	12.00	12.00		12.00	12.00	
Capital Outlay Fee	n/a	n/a		306.00	306.00	
Total	\$ 5,563.90	\$ 5,753.41	\$ 189.51	\$ 14,299.33	\$ 14,783.92	\$ 484.59
Full-Time Credit Hour Undergraduate Students, Off-Campus						
Tuition- 15 Credit Hours ⁽²⁾	\$ 4,938.41	\$ 5,111.25		\$ 13,367.84	\$ 13,835.76	
Technology Fee	27.67	27.67		27.67	27.67	
Library Fee	n/a	16.67		n/a	16.67	
Total	\$ 4,966.08	\$ 5,155.59	\$ 189.51	\$ 13,395.51	\$ 13,880.10	\$ 484.59
Full-Time Block Schedule Undergraduate Students, On-Campus						
<i>Undergraduate Programs - Monroe Park Campus</i>						
Tuition	\$ 4,087.00	\$ 4,230.00		\$ 11,063.00	\$ 11,450.00	
University Fee	585.82	585.82		585.82	585.82	
Technology Fee	27.67	27.67		27.67	27.67	
Library Fee	n/a	16.67		n/a	16.67	
Student Activity Fee	15.00	15.00		15.00	15.00	
Capital Outlay Fee	n/a	n/a		306.00	306.00	
Total	\$ 4,715.49	\$ 4,875.16	\$ 159.67	\$ 11,997.49	\$ 12,401.16	\$ 403.67

⁽¹⁾ Summer 2015 rates projected. Subject to revision.

⁽²⁾ Tuition assumes 15 credit hours per semester; 30 credit hours for the fall and spring semesters, and 15 credit hours for the summer, although 12 credits per semester (24 credits per year) is considered full-time. Tuition rates for full-time credit hour undergraduate students are listed on page III-7. Total tuition will depend on the number of credit hours taken.

Virginia Commonwealth University
Typical Charges
Summer Session ⁽¹⁾

	Resident			Nonresident		
	2013-14	2014-15	\$ Chg.	2013-14	2014-15	\$ Chg.
<i>Undergraduate Programs - MCV Campus</i>						
Tuition	\$ 4,087.00	\$ 4,230.00		\$ 11,063.00	\$ 11,450.00	
University Fee	585.82	585.82		585.82	585.82	
Technology Fee	27.67	27.67		27.67	27.67	
Library Fee	n/a	16.67		n/a	16.67	
Student Government Fee	12.00	12.00		12.00	12.00	
Capital Outlay Fee	n/a	n/a		306.00	306.00	
Total	\$ 4,712.49	\$ 4,872.16	\$ 159.67	\$ 11,994.49	\$ 12,398.16	\$ 403.67
Full-Time Block Schedule Undergraduate Students, Off-Campus						
Tuition	\$ 4,087.00	\$ 4,230.00		\$ 11,063.00	\$ 11,450.00	
Technology Fee	27.67	27.67		27.67	27.67	
Library Fee	n/a	16.67		n/a	16.67	
Total	\$ 4,114.67	\$ 4,274.34	\$ 159.67	\$ 11,090.67	\$ 11,494.34	\$ 403.67
Full-Time Graduate Students, On-Campus						
<i>Masters Programs - Monroe Park Campus</i>						
Tuition	\$ 4,955.49	\$ 5,129.01		\$ 10,188.99	\$ 10,545.48	
University Fee	585.82	585.82		585.82	585.82	
Technology Fee	27.67	27.67		27.67	27.67	
Library Fee	n/a	16.67		n/a	16.67	
Student Activity Fee	15.00	15.00		15.00	15.00	
Capital Outlay Fee	n/a	n/a		306.00	306.00	
Total	\$ 5,583.98	\$ 5,774.17	\$ 190.19	\$ 11,123.48	\$ 11,496.64	\$ 373.16
<i>Masters Programs - MCV Campus</i>						
Tuition	\$ 4,955.49	\$ 5,129.01		\$ 10,188.99	\$ 10,545.48	
University Fee	585.82	585.82		585.82	585.82	
Technology Fee	27.67	27.67		27.67	27.67	
Library Fee	n/a	16.67		n/a	16.67	
Student Government Fee	12.00	12.00		12.00	12.00	
Capital Outlay Fee	n/a	n/a		306.00	306.00	
Total	\$ 5,580.98	\$ 5,771.17	\$ 190.19	\$ 11,120.48	\$ 11,493.64	\$ 373.16
<i>Doctoral Programs - Monroe Park Campus</i>						
Tuition	\$ 4,089.00	\$ 4,232.00		\$ 8,716.00	\$ 9,021.00	
University Fee	585.82	585.82		585.82	585.82	
Technology Fee	27.67	27.67		27.67	27.67	
Library Fee	n/a	16.67		n/a	16.67	
Student Activity Fee	15.00	15.00		15.00	15.00	
Capital Outlay Fee	n/a	n/a		306.00	306.00	
Total	\$ 4,717.49	\$ 4,877.16	\$ 159.67	\$ 9,650.49	\$ 9,972.16	\$ 321.67

⁽¹⁾ Summer 2015 rates projected. Subject to revision.

Virginia Commonwealth University
Typical Charges
Summer Session ⁽¹⁾

	Resident			Nonresident		
	2013-14	2014-15	\$ Chg.	2013-14	2014-15	\$ Chg.
<i>Doctoral Programs - MCV Campus</i>						
Tuition	\$ 4,089.00	\$ 4,232.00		\$ 8,716.00	\$ 9,021.00	
University Fee	585.82	585.82		585.82	585.82	
Technology Fee	27.67	27.67		27.67	27.67	
Library Fee	n/a	16.67		n/a	16.67	
Student Government Fee	12.00	12.00		12.00	12.00	
Capital Outlay Fee	n/a	n/a		306.00	306.00	
Total	\$ 4,714.49	\$ 4,874.16	\$ 159.67	\$ 9,647.49	\$ 9,969.16	\$ 321.67
Full-Time Graduate Students, Off-Campus						
<i>Masters Students</i>						
Tuition	\$ 4,955.49	\$ 5,129.01		\$ 10,188.99	\$ 10,545.48	
Technology Fee	27.67	27.67		27.67	27.67	
Library Fee	n/a	16.67		n/a	16.67	
Total	\$ 4,983.16	\$ 5,173.35	\$ 190.19	\$ 10,216.66	\$ 10,589.82	\$ 373.16
<i>Doctoral Students</i>						
Tuition	\$ 4,089.00	\$ 4,232.00		\$ 8,716.00	\$ 9,021.00	
Technology Fee	27.67	27.67		27.67	27.67	
Library Fee	n/a	16.67		n/a	16.67	
Total	\$ 4,116.67	\$ 4,276.34	\$ 159.67	\$ 8,743.67	\$ 9,065.34	\$ 321.67
Course Overload Fee						
<i>In addition to the tuition charges identified herein, full-time block schedule undergraduate students are also charged at the part-time per credit hour rate for each additional hour exceeding 18 credit hours per semester in which the student is enrolled. Full-time graduate students are also charged at the part-time per credit hour rate for each additional hour exceeding 15 credit hours per semester in which the student is enrolled.</i>						
<i>Students enrolled in overload courses are charged the additional per credit hour amount for tuition. The overload fee does not apply to students in first professional programs or other programs which specifically require the student to enroll in courses that exceed the applicable maximum number of credit hours.</i>						
Part-Time Students, On-Campus						
<i>Undergraduate Programs - Monroe Park Campus</i>						
Tuition	\$ 340.58	\$ 352.50		\$ 921.92	\$ 954.19	
University Fee	48.82	48.82		48.82	48.82	
Technology Fee	4.61	4.61		4.61	4.61	
Library Fee	n/a	1.39		n/a	1.39	
Student Activity Fee	2.00	2.00		2.00	2.00	
Capital Outlay Fee	n/a	n/a		25.50	25.50	
Total	\$ 396.01	\$ 409.32	\$ 13.31	\$ 1,002.85	\$ 1,036.51	\$ 33.66

⁽¹⁾ Summer 2015 rates projected. Subject to revision.

Virginia Commonwealth University
Typical Charges
Summer Session ⁽¹⁾

	Resident			Nonresident		
	2013-14	2014-15	\$ Chg.	2013-14	2014-15	\$ Chg.
<i>Undergraduate Programs - MCV Campus</i>						
Tuition	\$ 340.58	\$ 352.50		\$ 921.92	\$ 954.19	
University Fee	48.82	48.82		48.82	48.82	
Technology Fee	4.61	4.61		4.61	4.61	
Library Fee	n/a	1.39		n/a	1.39	
Student Government Fee ⁽²⁾	7.00	7.00		7.00	7.00	
Capital Outlay Fee	n/a	n/a		25.50	25.50	
Total	\$ 401.01	\$ 414.32	\$ 13.31	\$ 1,007.85	\$ 1,041.51	\$ 33.66
<i>Masters Programs - Monroe Park Campus</i>						
Tuition	\$ 550.61	\$ 569.89		\$ 1,132.11	\$ 1,171.72	
University Fee	48.82	48.82		48.82	48.82	
Technology Fee	4.61	4.61		4.61	4.61	
Library Fee	n/a	1.39		n/a	1.39	
Student Activity Fee	2.00	2.00		2.00	2.00	
Capital Outlay Fee	n/a	n/a		25.50	25.50	
Total	\$ 606.04	\$ 626.71	\$ 20.67	\$ 1,213.04	\$ 1,254.04	\$ 41.00
<i>Masters Programs - MCV Campus</i>						
Tuition	\$ 550.61	\$ 569.89		\$ 1,132.11	\$ 1,171.72	
University Fee	48.82	48.82		48.82	48.82	
Technology Fee	4.61	4.61		4.61	4.61	
Library Fee	n/a	1.39		n/a	1.39	
Student Government Fee ⁽²⁾	7.00	7.00		7.00	7.00	
Capital Outlay Fee	n/a	n/a		25.50	25.50	
Total	\$ 611.04	\$ 631.71	\$ 20.67	\$ 1,218.04	\$ 1,259.04	\$ 41.00
<i>(1) Total summer session</i>						
<i>Doctoral Students - Monroe Park Campus</i>						
Tuition	\$ 454.33	\$ 470.22		\$ 968.44	\$ 1,002.33	
University Fee	48.82	48.82		48.82	48.82	
Technology Fee	4.61	4.61		4.61	4.61	
Library Fee	n/a	1.39		n/a	1.39	
Student Activity Fee	2.00	2.00		2.00	2.00	
Capital Outlay Fee	n/a	n/a		25.50	25.50	
Total	\$ 509.76	\$ 527.04	\$ 17.28	\$ 1,049.37	\$ 1,084.65	\$ 35.28

⁽¹⁾ Summer 2015 rates projected. Subject to revision.

⁽²⁾ Total summer session

Virginia Commonwealth University
Typical Charges
Summer Session ⁽¹⁾

	Resident			Nonresident		
	2013-14	2014-15	\$ Chg.	2013-14	2014-15	\$ Chg.
<i>Doctoral Programs - MCV Campus</i>						
Tuition	\$ 454.33	\$ 470.22		\$ 968.44	\$ 1,002.33	
University Fee	48.82	48.82		48.82	48.82	
Technology Fee	4.61	4.61		4.61	4.61	
Library Fee	n/a	1.39		n/a	1.39	
Student Government Fee ⁽²⁾	7.00	7.00		7.00	7.00	
Capital Outlay Fee	n/a	n/a		25.50	25.50	
Total	\$ 514.76	\$ 532.04	\$ 17.28	\$ 1,054.37	\$ 1,089.65	\$ 35.28
Part-Time Students, Off-Campus						
<i>Undergraduate Programs</i>						
Tuition	\$ 340.58	\$ 352.50		\$ 921.92	\$ 954.19	
Technology Fee	4.61	4.61		4.61	4.61	
Library Fee	n/a	1.39		n/a	1.39	
Total	\$ 345.19	\$ 358.50	\$ 13.31	\$ 926.53	\$ 960.19	\$ 33.66
<i>Masters Programs</i>						
Tuition	\$ 550.61	\$ 569.89		\$ 1,132.11	\$ 1,171.72	
Technology Fee	4.61	4.61		4.61	4.61	
Library Fee	n/a	1.39		n/a	1.39	
Total	\$ 555.22	\$ 575.89	\$ 20.67	\$ 1,136.72	\$ 1,177.72	\$ 41.00
<i>Doctoral Programs</i>						
Tuition	\$ 454.33	\$ 470.22		\$ 968.44	\$ 1,002.33	
Technology Fee	4.61	4.61		4.61	4.61	
Library Fee	n/a	1.39		n/a	1.39	
Total	\$ 458.94	\$ 476.22	\$ 17.28	\$ 973.05	\$ 1,008.33	\$ 35.28

Holiday Intersession

Only the per credit hour tuition rate is charged. No fees are charged.

⁽¹⁾ Summer 2015 rates projected. Subject to revision.

⁽²⁾ Total summer session

Virginia Commonwealth University
Typical Charges
School of the Arts
Monroe Park Campus

	Resident			Nonresident		
	2013-14	2014-15	\$ Chg.	2013-14	2014-15	\$ Chg.
Full-Time Credit Hour Undergraduate Students						
Mandatory Tuition and Fees						
Tuition- 15 Credit Hours ⁽¹⁾	\$ 9,876.82	\$ 10,222.50		\$26,735.68	\$27,671.52	
Arts Majors Tuition Differential	1,850.00	1,850.00		1,850.00	1,850.00	
University Fee	1,757.46	1,757.46		1,757.46	1,757.46	
Technology Fee	83.00	83.00		83.00	83.00	
Library Fee	n/a	50.00		n/a	50.00	
Health Service Fee	195.00	195.00		195.00	195.00	
Student Activity Fee	90.00	90.00		90.00	90.00	
Capital Outlay Fee	n/a	n/a		612.00	612.00	
Total	\$ 13,852.28	\$ 14,247.96	\$ 395.68	\$31,323.14	\$32,308.98	\$ 985.84
Full-Time Block Schedule Undergraduate Students						
Mandatory Tuition and Fees						
Tuition	\$ 8,174.00	\$ 8,460.00		\$22,126.00	\$22,900.00	
Arts Majors Tuition Differential	1,850.00	1,850.00		1,850.00	1,850.00	
University Fee	1,757.46	1,757.46		1,757.46	1,757.46	
Technology Fee	83.00	83.00		83.00	83.00	
Library Fee	n/a	50.00		n/a	50.00	
Health Service Fee	195.00	195.00		195.00	195.00	
Student Activity Fee	90.00	90.00		90.00	90.00	
Capital Outlay Fee	n/a	n/a		612.00	612.00	
Total	\$ 12,149.46	\$ 12,485.46	\$ 336.00	\$26,713.46	\$27,537.46	\$ 824.00
Full-Time Graduate Students						
Masters Programs						
Mandatory Tuition and Fees						
Tuition	\$ 9,911.00	\$ 10,258.00		\$20,378.00	\$21,091.00	
Arts Majors Tuition Differential	1,850.00	1,850.00		1,850.00	1,850.00	
University Fee	1,757.46	1,757.46		1,757.46	1,757.46	
Technology Fee	83.00	83.00		83.00	83.00	
Library Fee	n/a	50.00		n/a	50.00	
Health Service Fee	195.00	195.00		195.00	195.00	
Student Activity Fee	56.00	56.00		56.00	56.00	
Capital Outlay Fee	n/a	n/a		612.00	612.00	
Total	\$ 13,852.46	\$ 14,249.46	\$ 397.00	\$24,931.46	\$25,694.46	\$ 763.00

⁽¹⁾ Tuition assumes 15 credit hours per semester; 30 credit hours for the fall and spring semesters, although 12 credits per semester (24 credits per year) is considered full-time. Tuition rates for full-time credit hour undergraduate students are listed on page III-7. Total tuition will depend on the number of credit hours taken.

Virginia Commonwealth University
Typical Charges
School of the Arts
Monroe Park Campus

	Resident			Nonresident		
	2013-14	2014-15	\$ Chg.	2013-14	2014-15	\$ Chg.
Doctoral Programs						
Mandatory Tuition and Fees						
Tuition	\$ 8,178.00	\$ 8,464.00		\$17,432.00	\$18,042.00	
Arts Majors Tuition Differential	1,850.00	1,850.00		1,850.00	1,850.00	
University Fee	1,757.46	1,757.46		1,757.46	1,757.46	
Technology Fee	83.00	83.00		83.00	83.00	
Library Fee	n/a	50.00		n/a	50.00	
Health Service Fee	195.00	195.00		195.00	195.00	
Student Activity Fee	56.00	56.00		56.00	56.00	
Capital Outlay Fee	n/a	n/a		612.00	612.00	
Total	\$ 12,119.46	\$ 12,455.46	\$ 336.00	\$ 21,985.46	\$ 22,645.46	\$ 660.00
Qatar Campus, Full-Time						
Undergraduate Tuition ⁽¹⁾	\$ 22,126.00	\$ 22,900.00		\$22,126.00	\$22,900.00	
Comprehensive Fee	861.00	895.00		861.00	895.00	
Total	\$ 22,987.00	\$ 23,795.00	\$ 808.00	\$ 22,987.00	\$ 23,795.00	\$ 808.00
Masters of Fine Arts in Design Studios Tuition ⁽¹⁾	\$ 20,378.00	\$ 21,091.00		\$20,378.00	\$21,091.00	
Comprehensive Fee	861.00	895.00		861.00	895.00	
Total ⁽²⁾	\$ 21,239.00	\$ 21,986.00	\$ 747.00	\$ 21,239.00	\$ 21,986.00	\$ 747.00
Qatar Campus, Part-Time						
Part-Time Undergraduate Tuition ⁽¹⁾	\$ 921.92	\$ 954.19		\$ 921.92	\$ 954.19	
Comprehensive Fee	861.00	895.00		861.00	895.00	
Total	\$ 1,782.92	\$ 1,849.19	\$ 66.27	\$ 1,782.92	\$ 1,849.19	\$ 66.27
Part-Time Masters of Fine Arts in Design Studios Tuition ⁽¹⁾	\$ 1,132.11	\$ 1,171.72		\$ 1,132.11	\$ 1,171.72	
Comprehensive Fee	861.00	895.00		861.00	895.00	
Total ⁽²⁾	\$ 1,993.11	\$ 2,066.72	\$ 73.61	\$ 1,993.11	\$ 2,066.72	\$ 73.61
⁽¹⁾ Tuition for Qatar Ministry of Education students studying in Qatar is \$45,800 for undergraduates and \$42,182 for graduates. Entering students pay fixed tuition for the duration of their program of study.						
⁽²⁾ In addition, newly-enrolling students in the Qatar Masters of Fine Arts in Design Studios pay a one-time application fee of \$50.						
Part-time Students						
Undergraduate Programs						
Mandatory Tuition and Fees						
Tuition	\$ 340.58	\$ 352.50		\$ 921.92	\$ 954.19	
Arts Majors Tuition Differential	110.00	110.00		110.00	110.00	
University Fee	73.23	73.23		73.23	73.23	
Technology Fee	4.61	4.61		4.61	4.61	
Library Fee	n/a	2.08		n/a	2.08	
Student Activity Fee	4.00	4.00		4.00	4.00	
Capital Outlay Fee	n/a	n/a		25.50	25.50	
Total	\$ 532.42	\$ 546.42	\$ 14.00	\$ 1,139.26	\$ 1,173.61	\$ 34.35

Virginia Commonwealth University
Typical Charges
School of the Arts
Monroe Park Campus

	Resident			Nonresident		
	2013-14	2014-15	\$ Chg.	2013-14	2014-15	\$ Chg.
<i>Masters Programs</i>						
Mandatory Tuition and Fees						
Tuition	\$ 550.61	\$ 569.89		\$ 1,132.11	\$ 1,171.72	
Arts Majors Tuition Differential	110.00	110.00		110.00	110.00	
University Fee	73.23	73.23		73.23	73.23	
Technology Fee	4.61	4.61		4.61	4.61	
Library Fee	n/a	2.08		n/a	2.08	
Student Activity Fee	4.00	4.00		4.00	4.00	
Capital Outlay Fee	n/a	n/a		25.50	25.50	
Total	\$ 742.45	\$ 763.81	\$ 21.36	\$ 1,349.45	\$ 1,391.14	\$ 41.69
<i>Doctoral Programs</i>						
Mandatory Tuition and Fees						
Tuition	\$ 454.33	\$ 470.22		\$ 968.44	\$ 1,002.33	
Arts Majors Tuition Differential	110.00	110.00		110.00	110.00	
University Fee	73.23	73.23		73.23	73.23	
Technology Fee	4.61	4.61		4.61	4.61	
Library Fee	n/a	2.08		n/a	2.08	
Student Activity Fee	4.00	4.00		4.00	4.00	
Capital Outlay Fee	n/a	n/a		25.50	25.50	
Total	\$ 646.17	\$ 664.14	\$ 17.97	\$ 1,185.78	\$ 1,221.75	\$ 35.97
School of the Arts Fees						
Instruction Support Fee (per course)						
For Non-Arts Majors	\$ 32.00	\$ 32.00	\$ 0.00	\$ 32.00	\$ 32.00	\$ 0.00
Music - Applied private music fees						
1 credit Undergraduate and Graduate non-music majors	\$ 307.00	\$ 307.00	\$ 0.00	\$ 307.00	\$ 307.00	\$ 0.00
Student Application Fees for Undergraduates and Graduates	\$ 65.00	\$ 65.00	\$ 0.00	\$ 65.00	\$ 65.00	\$ 0.00
Qatar Application Fee for Master of Fine Arts	\$ 50.00	\$ 50.00	\$ 0.00	\$ 50.00	\$ 50.00	\$ 0.00
Deposits for Freshmen, Transfer, and Graduate Students	\$ 300.00	\$ 300.00	\$ 0.00	\$ 300.00	\$ 300.00	\$ 0.00
Summer Session Full Time						
Arts Majors Tuition Differential	\$ 925.00	\$ 925.00	\$ 0.00	\$ 925.00	\$ 925.00	\$ 0.00

Virginia Commonwealth University
Typical Charges
School of Business
Monroe Park Campus

	Resident			Nonresident		
	2013-14	2014-15	\$ Chg.	2013-14	2014-15	\$ Chg.

Full-Time Credit Hour Undergraduate Students

Mandatory Tuition and Fees						
Tuition- 15 Credit Hours ⁽¹⁾	\$ 9,876.82	\$ 10,222.50		\$26,735.68	\$27,671.52	
University Fee	1,757.46	1,757.46		1,757.46	1,757.46	
Technology Fee	83.00	83.00		83.00	83.00	
Library Fee	n/a	50.00		n/a	50.00	
Health Service Fee	195.00	195.00		195.00	195.00	
Student Activity Fee	90.00	90.00		90.00	90.00	
Capital Outlay Fee	n/a	n/a		612.00	612.00	
Business Majors Fee	370.00	370.00		370.00	370.00	
Total	\$ 12,372.28	\$ 12,767.96	\$ 395.68	\$29,843.14	\$30,828.98	\$ 985.84

Full-Time Block Schedule Undergraduate Students

Mandatory Tuition and Fees						
Tuition	\$ 8,174.00	\$ 8,460.00		\$22,126.00	\$22,900.00	
University Fee	1,757.46	1,757.46		1,757.46	1,757.46	
Technology Fee	83.00	83.00		83.00	83.00	
Library Fee	n/a	50.00		n/a	50.00	
Health Service Fee	195.00	195.00		195.00	195.00	
Student Activity Fee	90.00	90.00		90.00	90.00	
Capital Outlay Fee	n/a	n/a		612.00	612.00	
Business Majors Fee	370.00	370.00		370.00	370.00	
Total	\$ 10,669.46	\$ 11,005.46	\$ 336.00	\$25,233.46	\$26,057.46	\$ 824.00

Full-Time Graduate Students

Masters Programs

Mandatory Tuition and Fees						
Tuition	\$ 9,911.00	\$ 10,258.00		\$20,378.00	\$21,091.00	
University Fee	1,757.46	1,757.46		1,757.46	1,757.46	
Technology Fee	83.00	83.00		83.00	83.00	
Library Fee	n/a	50.00		n/a	50.00	
Health Service Fee	195.00	195.00		195.00	195.00	
Student Activity Fee	56.00	56.00		56.00	56.00	
Capital Outlay Fee	n/a	n/a		612.00	612.00	
Business Majors Fee	570.00	770.00		570.00	770.00	
Total	\$ 12,572.46	\$ 13,169.46	\$ 597.00	\$23,651.46	\$24,614.46	\$ 963.00

⁽¹⁾ Tuition assumes 15 credit hours per semester; 30 credit hours for the fall and spring semesters, although 12 credits per semester (24 credits per year) is considered full-time. Tuition rates for full-time credit hour undergraduate students are listed on page III-7. Total tuition will depend on the number of credit hours taken.

Virginia Commonwealth University
Typical Charges
School of Business
Monroe Park Campus

	Resident			Nonresident		
	2013-14	2014-15	\$ Chg.	2013-14	2014-15	\$ Chg.
Executive MBA ⁽¹⁾	\$ 55,000.00	\$ 56,500.00	\$ 1,500.00	\$ 55,000.00	\$ 56,500.00	\$ 1,500.00
Executive MBA Healthcare Concentration ⁽²⁾	\$ 12,692.00	\$ 13,038.00	\$ 346.00	\$ 12,692.00	\$ 13,038.00	\$ 346.00
Executive MBA Lodging Fee - <i>optional</i>	\$ 4,000.00	\$ 4,000.00	\$ 0.00	\$ 4,000.00	\$ 4,000.00	\$ 0.00
Deposit	\$ 1,200.00	\$ 1,200.00	\$ 0.00	\$ 1,200.00	\$ 1,200.00	\$ 0.00
Fast Track Executive MS in Information Systems - IT Management ⁽³⁾	\$ 35,000.00	\$ 35,000.00	\$ 0.00	\$ 35,000.00	\$ 35,000.00	\$ 0.00
Fast Track MS Lodging Fee - <i>optional</i>	\$ 3,000.00	\$ 3,000.00	\$ 0.00	\$ 3,000.00	\$ 3,000.00	\$ 0.00
Deposit	\$ 500.00	\$ 500.00	\$ 0.00	\$ 500.00	\$ 500.00	\$ 0.00
Fast Track Executive MS in Information Systems - IT Management - Dual Degree ⁽⁴⁾	\$ 24,500.00	\$ 24,500.00	\$ 0.00	\$ 24,500.00	\$ 24,500.00	\$ 0.00
Fast Track MS Lodging Fee - <i>optional</i>	\$ 3,000.00	\$ 3,000.00	\$ 0.00	\$ 3,000.00	\$ 3,000.00	\$ 0.00
MS in Business, Decision Analytics - Professional Track ⁽⁵⁾	n/a	\$ 35,000.00	n/a	n/a	\$ 35,000.00	n/a
Deposit	n/a	\$ 500.00	n/a	n/a	\$ 500.00	n/a
<i>(1) The amount for the Executive MBA program represents the total charge for the 13-course program; no University fees are assessed to this program. There is an optional fee where students pay for Friday night accommodations at a discounted rate.</i>						
<i>(2) The Executive MBA Healthcare Concentration is an optional 3 course concentration offered within the Executive MBA.</i>						
<i>(3) The amount for the Fast Track M.S. in Information Systems represents the total charge for the 10-course program; no University fees are assessed to this program. There is an optional fee where students pay for Friday night accommodations at a discounted rate.</i>						
<i>(4) The Fast Track MS in Information Systems Dual Degree is only open to graduates of the Executive MBA Program; no University fees are assessed to this program. There is an optional fee where students pay for Friday night accommodations at a discounted rate.</i>						
<i>(5) The MS in Business, Decision Analytics - Professional Track represents the total charge for the 33-credit program inclusive of all associated university fees.</i>						
Brandcenter						
Mandatory Tuition and Fees						
Tuition	\$ 19,500.00	\$ 19,500.00		\$ 19,500.00	\$ 19,500.00	
University Fee	1,757.46	1,757.46		1,757.46	1,757.46	
Technology Fee	83.00	83.00		83.00	83.00	
Library Fee	n/a	50.00		n/a	50.00	
Health Service Fee	195.00	195.00		195.00	195.00	
Student Activity Fee	56.00	56.00		56.00	56.00	
Capital Outlay Fee	n/a	n/a		612.00	612.00	
Total	<u>\$ 21,591.46</u>	<u>\$ 21,641.46</u>	\$ 50.00	<u>\$ 22,203.46</u>	<u>\$ 22,253.46</u>	\$ 50.00

Virginia Commonwealth University
Typical Charges
School of Business
Monroe Park Campus

	Resident			Nonresident		
	2013-14	2014-15	\$ Chg.	2013-14	2014-15	\$ Chg.
Doctoral Programs						
Mandatory Tuition and Fees						
Tuition	\$ 8,178.00	\$ 8,464.00		\$17,432.00	\$18,042.00	
University Fee	1,757.46	1,757.46		1,757.46	1,757.46	
Technology Fee	83.00	83.00		83.00	83.00	
Library Fee	n/a	50.00		n/a	50.00	
Health Service Fee	195.00	195.00		195.00	195.00	
Student Activity Fee	56.00	56.00		56.00	56.00	
Capital Outlay Fee	n/a	n/a		612.00	612.00	
Business Majors Fee	570.00	770.00		570.00	770.00	
Total	<u>\$ 10,839.46</u>	<u>\$ 11,375.46</u>	\$ 536.00	<u>\$ 20,705.46</u>	<u>\$ 21,565.46</u>	\$ 860.00
Part-Time Students						
Undergraduate Programs						
Mandatory Tuition and Fees						
Tuition	\$ 340.58	\$ 352.50		\$ 921.92	\$ 954.19	
University Fee	73.23	73.23		73.23	73.23	
Technology Fee	4.61	4.61		4.61	4.61	
Library Fee	n/a	2.08		n/a	2.08	
Student Activity Fee	4.00	4.00		4.00	4.00	
Capital Outlay Fee	n/a	n/a		25.50	25.50	
Business Majors Fee ⁽¹⁾	93.00	93.00		93.00	93.00	
Total	<u>\$ 515.42</u>	<u>\$ 529.42</u>	\$ 14.00	<u>\$ 1,122.26</u>	<u>\$ 1,156.61</u>	\$ 34.35
Masters Programs						
Mandatory Tuition and Fees						
Tuition	\$ 550.61	\$ 569.89		\$ 1,132.11	\$ 1,171.72	
University Fee	73.23	73.23		73.23	73.23	
Technology Fee	4.61	4.61		4.61	4.61	
Library Fee	n/a	2.08		n/a	2.08	
Student Activity Fee	4.00	4.00		4.00	4.00	
Capital Outlay Fee	n/a	n/a		25.50	25.50	
Business Majors Fee ⁽¹⁾	150.00	200.00		150.00	200.00	
Total	<u>\$ 782.45</u>	<u>\$ 853.81</u>	\$ 71.36	<u>\$ 1,389.45</u>	<u>\$ 1,481.14</u>	\$ 91.69
Doctoral Programs						
Mandatory Tuition and Fees						
Tuition	\$ 454.33	\$ 470.22		\$ 968.44	\$ 1,002.33	
University Fee	73.23	73.23		73.23	73.23	
Technology Fee	4.61	4.61		4.61	4.61	
Library Fee	n/a	2.08		n/a	2.08	
Student Activity Fee	4.00	4.00		4.00	4.00	
Capital Outlay Fee	n/a	n/a		25.50	25.50	
Business Majors Fee ⁽¹⁾	150.00	200.00		150.00	200.00	
Total	<u>\$ 686.17</u>	<u>\$ 754.14</u>	\$ 67.97	<u>\$ 1,225.78</u>	<u>\$ 1,311.75</u>	\$ 85.97

⁽¹⁾ Per semester charge.

Virginia Commonwealth University
Typical Charges
School of Business
Monroe Park Campus

	Resident			Nonresident		
	2013-14	2014-15	\$ Chg.	2013-14	2014-15	\$ Chg.
School of Business Fees						
MBA Deposit	\$ 250.00	\$ 0.00	\$ (250.00)	\$ 250.00	\$ 0.00	\$ (250.00)
Non-Business Majors Fee (per course)						
Undergraduate Upper Division	\$ 34.00	\$ 34.00	\$ 0.00	\$ 34.00	\$ 34.00	\$ 0.00
Graduate	\$ 52.00	\$ 112.00	\$ 60.00	\$ 52.00	\$ 112.00	\$ 60.00
Information Systems Knowledge	\$ 50.00	\$ 50.00	\$ 0.00	\$ 50.00	\$ 50.00	\$ 0.00
Equivalency Test Out (KET) Fee						

Virginia Commonwealth University
Typical Charges
School of Education
Monroe Park Campus

	Resident			Nonresident		
	2013-14	2014-15	\$ Chg.	2013-14	2014-15	\$ Chg.

Full-Time Masters Program Students

VCU Center for Sport Leadership Program ⁽¹⁾

Mandatory Tuition and Fees

Tuition	\$ 17,054.00	\$ 17,054.00		\$ 17,054.00	\$ 17,054.00	
University Fee	1,757.46	1,757.46		1,757.46	1,757.46	
Technology Fee	83.00	83.00		83.00	83.00	
Library Fee	n/a	50.00		n/a	50.00	
Health Service Fee	195.00	195.00		195.00	195.00	
Student Activity Fee	56.00	56.00		56.00	56.00	
Capital Outlay Fee	n/a	n/a		612.00	612.00	
Total	\$ 19,145.46	\$ 19,195.46	\$ 50.00	\$ 19,757.46	\$ 19,807.46	\$ 50.00

Part-time Masters Program Students

VCU Center for Sport Leadership Program, On-Campus ⁽¹⁾

Mandatory Tuition and Fees

Tuition	\$ 569.00	\$ 569.00		\$ 569.00	\$ 569.00	
University Fee	73.23	73.23		73.23	73.23	
Technology Fee	4.61	4.61		4.61	4.61	
Library Fee	n/a	2.08		n/a	2.08	
Student Activity Fee	4.00	4.00		4.00	4.00	
Capital Outlay Fee	n/a	n/a		25.50	25.50	
Total	\$ 650.84	\$ 652.92	\$ 2.08	\$ 676.34	\$ 678.42	\$ 2.08

VCU Center for Sport Leadership Distance Learning

Mandatory Tuition and Fees

Tuition	\$ 569.00	\$ 569.00		\$ 569.00	\$ 569.00	
Technology Fee	4.61	4.61		4.61	4.61	
Library Fee	n/a	2.08		n/a	2.08	
Total	\$ 573.61	\$ 575.69	\$ 2.08	\$ 573.61	\$ 575.69	\$ 2.08

Center for Professional Growth, Off-Campus

Mandatory Tuition and Fees

Tuition	\$ 340.58	\$ 352.50		\$ 921.92	\$ 954.19	
Technology Fee	4.61	4.61		4.61	4.61	
Library Fee	n/a	2.08		n/a	2.08	
Total	\$ 345.19	\$ 359.19	\$ 14.00	\$ 926.53	\$ 960.88	\$ 34.35

School of Education Fees

Student Teaching Internship Fee - CLED

672, ECSE 700, HPEX 493-494, SEDP 700

(not sec 3), TEDU 485-486, 672 (Sec

1,2,3,7), 674 (not sec 3)

	\$ 150.00	\$ 150.00	\$ 0.00	\$ 150.00	\$ 150.00	\$ 0.00
--	-----------	-----------	---------	-----------	-----------	---------

Instructional Lab Fees - HEMS 610, HPEX

271, 310, 441, 374, HPEZ 375

	\$ 70.00	\$ 70.00	\$ 0.00	\$ 70.00	\$ 70.00	\$ 0.00
--	----------	----------	---------	----------	----------	---------

European Model of Sport Fee - SPTL 650,

for the travel and lodging costs of the

program. ⁽¹⁾	\$ 2,000.00	\$ 2,000.00	\$ 0.00	\$ 2,000.00	\$ 2,000.00	\$ 0.00
-------------------------	-------------	-------------	---------	-------------	-------------	---------

⁽¹⁾ The VCU Center for Sport Leadership will be billed directly by the vendors for travel and lodging costs above the fee.

Virginia Commonwealth University
Typical Charges
School of Engineering
Monroe Park Campus

	Resident			Nonresident		
	2013-14	2014-15	\$ Chg.	2013-14	2014-15	\$ Chg.

Full-Time Credit Hour Undergraduate Students

Undergraduate Programs - Regular Session

Mandatory Tuition and Fees

Tuition- 15 Credit Hours ⁽¹⁾	\$ 9,876.82	\$ 10,222.50		\$26,735.68	\$27,671.52	
Engineering Majors Tuition Differential ⁽²⁾	1,314.00	1,286.00		1,851.00	1,774.00	
University Fee	1,757.46	1,757.46		1,757.46	1,757.46	
Technology Fee	83.00	83.00		83.00	83.00	
Library Fee	n/a	50.00		n/a	50.00	
Health Service Fee	195.00	195.00		195.00	195.00	
Student Activity Fee	90.00	90.00		90.00	90.00	
Capital Outlay Fee	n/a	n/a		612.00	612.00	
Total	\$ 13,316.28	\$ 13,683.96	\$ 367.68	\$31,324.14	\$32,232.98	\$ 908.84

Undergraduate Programs - Summer Session

Mandatory Tuition and Fees

Tuition- 15 Credit Hours ⁽¹⁾	\$ 4,938.41	\$ 5,111.25		\$13,367.84	\$13,835.76	
Engineering Majors Tuition Differential ⁽²⁾	657.00	643.00		925.50	887.00	
University Fee	585.82	585.82		585.82	585.82	
Technology Fee	27.67	27.67		27.67	27.67	
Library Fee	n/a	16.67		n/a	16.67	
Student Activity Fee	15.00	15.00		15.00	15.00	
Capital Outlay Fee	n/a	n/a		306.00	306.00	
Total	\$ 6,223.90	\$ 6,399.41	\$ 175.51	\$15,227.83	\$15,673.92	\$ 446.09

Full-Time Block Schedule Undergraduate Students

Undergraduate Programs - Regular Session

Mandatory Tuition and Fees

Tuition	\$ 8,174.00	\$ 8,460.00		\$22,126.00	\$22,900.00	
Engineering Majors Tuition Differential ⁽²⁾	1,314.00	1,286.00		1,851.00	1,774.00	
University Fee	1,757.46	1,757.46		1,757.46	1,757.46	
Technology Fee	83.00	83.00		83.00	83.00	
Library Fee	n/a	50.00		n/a	50.00	
Health Service Fee	195.00	195.00		195.00	195.00	
Student Activity Fee	90.00	90.00		90.00	90.00	
Capital Outlay Fee	n/a	n/a		612.00	612.00	
Total	\$ 11,613.46	\$ 11,921.46	\$ 308.00	\$26,714.46	\$27,461.46	\$ 747.00

⁽¹⁾ Tuition assumes 15 credit hours per semester; 30 credit hours for the fall and spring semesters, although 12 credits per semester (24 credits per year) is considered full-time. Tuition rates for full-time credit hour undergraduate students are listed on page III-7. Total tuition will depend on the number of credit hours taken.

⁽²⁾ The Engineering Majors Tuition Differential is calculated on a base plus the institutional increase.

Virginia Commonwealth University
Typical Charges
School of Engineering
Monroe Park Campus

	Resident			Nonresident		
	2013-14	2014-15	\$ Chg.	2013-14	2014-15	\$ Chg.
<i>Undergraduate Programs - Summer Session</i>						
Mandatory Tuition and Fees						
Tuition	\$ 4,087.00	\$ 4,230.00		\$11,063.00	\$11,450.00	
Engineering Majors Tuition Differential ⁽¹⁾	657.00	643.00		943.50	887.00	
University Fee	585.82	585.82		585.82	585.82	
Technology Fee	27.67	27.67		27.67	27.67	
Library Fee	n/a	16.67		n/a	16.67	
Student Activity Fee	15.00	15.00		15.00	15.00	
Capital Outlay Fee	n/a	n/a		306.00	306.00	
Total	\$ 5,372.49	\$ 5,518.16	\$ 145.67	\$12,940.99	\$13,288.16	\$ 347.17

Part-Time Students

Undergraduate Programs - Regular Session

Mandatory Tuition and Fees

Tuition	\$ 340.58	\$ 352.50		\$ 921.92	\$ 954.19	
Engineering Majors Tuition Differential ⁽¹⁾	54.75	53.58		77.13	73.92	
University Fee	73.23	73.23		73.23	73.23	
Technology Fee	4.61	4.61		4.61	4.61	
Library Fee	n/a	2.08		n/a	2.08	
Student Activity Fee	4.00	4.00		4.00	4.00	
Capital Outlay Fee	n/a	n/a		25.50	25.50	
Total	\$ 477.17	\$ 490.00	\$ 12.83	\$ 1,106.39	\$ 1,137.53	\$ 31.14

Undergraduate Programs - Summer and Holiday Intersession ⁽²⁾

Mandatory Tuition and Fees

Tuition	\$ 340.58	\$ 352.50		\$ 921.92	\$ 954.19	
Engineering Majors Tuition Differential ⁽¹⁾	54.75	53.58		77.13	73.92	
University Fee	48.82	48.82		48.82	48.82	
Technology Fee	4.61	4.61		4.61	4.61	
Library Fee	n/a	1.39		n/a	1.39	
Student Activity Fee	2.00	2.00		2.00	2.00	
Capital Outlay Fee	n/a	n/a		25.50	25.50	
Total	\$ 450.76	\$ 462.90	\$ 12.14	\$ 1,079.98	\$ 1,110.43	\$ 30.45

⁽¹⁾ The Engineering Majors Tuition Differential is calculated on a base plus the institutional increase.

⁽²⁾ For the Holiday Intersession, only the per credit hour tuition rate is charged. No fees are charged.

Note: Part-time undergraduates enrolled in graduate courses required for their degree pay the undergraduate rate.

Virginia Commonwealth University
Typical Charges
School of Engineering
Monroe Park Campus

	Resident			Nonresident		
	2013-14	2014-15	\$ Chg.	2013-14	2014-15	\$ Chg.
Masters Programs						
MS Computer Science - Dahlgren (Off-Campus)						
Mandatory Tuition and Fees						
Tuition ⁽¹⁾	\$ 825.92	\$ 854.84		n/a	n/a	
University Fee	n/a	n/a		n/a	n/a	
Technology Fee	4.61	4.61		n/a	n/a	
Library Fee	n/a	2.08		n/a	n/a	
Student Activity Fee	n/a	n/a		n/a	n/a	
Capital Outlay Fee	n/a	n/a		n/a	n/a	
Total	\$ 830.53	\$ 861.53	\$ 31.00	n/a	n/a	n/a
MS in Mechanical and Nuclear Engineering - Distance Program						
Mandatory Tuition and Fees						
Tuition ⁽¹⁾	\$ 825.92	\$ 854.84		\$ 1,698.17	\$ 1,757.58	
University Fee	n/a	n/a		n/a	n/a	
Technology Fee	4.61	4.61		4.61	4.61	
Library Fee	n/a	2.08		n/a	2.08	
Student Activity Fee	n/a	n/a		n/a	n/a	
Capital Outlay Fee	n/a	n/a		n/a	n/a	
Total	\$ 830.53	\$ 861.53	\$ 31.00	\$ 1,702.78	\$ 1,764.27	\$ 61.49

⁽¹⁾ The per credit hour rate is 1.5 times the standard graduate credit hour rate.

School of Engineering Fees

Instructional Lab Fees (per course)	\$ 65.00	\$ 65.00	\$ 0.00	\$ 65.00	\$ 65.00	\$ 0.00
School of Medicine Quantitative Physiology Course Fee for Biomedical Engineering Students (course offered by School of Medicine)	\$ 85.00	\$ 85.00	\$ 0.00	\$ 85.00	\$ 85.00	\$ 0.00

Virginia Commonwealth University
Typical Charges
School of Social Work
Monroe Park Campus

	Resident			Nonresident		
	2013-14	2014-15	\$ Chg.	2013-14	2014-15	\$ Chg.

Full-Time Students

Masters Programs, Off-Campus

Mandatory Tuition and Fees

Tuition	\$ 9,911.00	\$ 10,258.00		\$20,378.00	\$21,091.00	
University Fee	n/a	n/a		n/a	n/a	
Technology Fee	83.00	83.00		83.00	83.00	
Library Fee	n/a	50.00		n/a	50.00	
Health Service Fee	0.00	0.00		0.00	0.00	
Capital Outlay Fee	n/a	n/a		n/a	n/a	
Total	\$ 9,994.00	\$ 10,391.00	\$ 397.00	\$20,461.00	\$21,224.00	\$ 763.00

Masters in Social Work Distance Education, Off-Campus ⁽¹⁾

Mandatory Tuition and Fees

Tuition	\$ 9,911.00	\$ 10,258.00		\$20,378.00	\$21,091.00	
University Fee	n/a	n/a		n/a	n/a	
Technology Fee	83.00	83.00		83.00	83.00	
Library Fee	n/a	50.00		n/a	50.00	
Health Service Fee	0.00	0.00		0.00	0.00	
Capital Outlay Fee	n/a	n/a		n/a	n/a	
Total	\$ 9,994.00	\$ 10,391.00	\$ 397.00	\$20,461.00	\$21,224.00	\$ 763.00

⁽¹⁾ Students taking courses on-campus will pay associated mandatory fees at the per credit rate represented on page III-8 for Master's students. Social Work Distance Education students are also assessed a \$55 per credit online course fee, and a \$100 per credit premium program fee.

Doctoral Programs, Off-Campus

Mandatory Tuition and Fees

Tuition	\$ 8,178.00	\$ 8,464.00		\$17,432.00	\$18,042.00	
University Fee	n/a	n/a		n/a	n/a	
Technology Fee	83.00	83.00		83.00	83.00	
Library Fee	n/a	50.00		n/a	50.00	
Health Service Fee	0.00	0.00		0.00	0.00	
Capital Outlay Fee	n/a	n/a		n/a	n/a	
Total	\$ 8,261.00	\$ 8,597.00	\$ 336.00	\$17,515.00	\$18,175.00	\$ 660.00

Part-time Students

Masters Programs, Off-Campus

Mandatory Tuition and Fees

Tuition	\$ 550.61	\$ 569.89		\$ 1,132.11	\$ 1,171.72	
University Fee	n/a	n/a		n/a	n/a	
Technology Fee	4.61	4.61		4.61	4.61	
Library Fee	n/a	2.08		n/a	2.08	
Capital Outlay Fee	n/a	n/a		n/a	n/a	
Total	\$ 555.22	\$ 576.58	\$ 21.36	\$ 1,136.72	\$ 1,178.41	\$ 41.69

Virginia Commonwealth University
Typical Charges
School of Social Work
Monroe Park Campus

	Resident			Nonresident		
	2013-14	2014-15	\$ Chg.	2013-14	2014-15	\$ Chg.
<i>Masters in Social Work Distance Education, Off-Campus ⁽¹⁾</i>						
Mandatory Tuition and Fees						
Tuition	\$ 550.61	\$ 569.89		\$ 1,132.11	\$ 1,171.72	
University Fee	n/a	n/a		n/a	n/a	
Technology Fee	4.61	4.61		4.61	4.61	
Library Fee	n/a	2.08		n/a	2.08	
Health Service Fee	0.00	0.00		0.00	0.00	
Capital Outlay Fee	n/a	n/a		n/a	n/a	
Total	\$ 555.22	\$ 576.58	\$ 21.36	\$ 1,136.72	\$ 1,178.41	\$ 41.69
<i>Doctoral Programs, Off-Campus</i>						
Mandatory Tuition and Fees						
Tuition	\$ 454.33	\$ 470.22		\$ 968.44	\$ 1,002.33	
University Fee	n/a	n/a		n/a	n/a	
Technology Fee	4.61	4.61		4.61	4.61	
Library Fee	n/a	2.08		n/a	2.08	
Capital Outlay Fee	n/a	n/a		n/a	n/a	
Total	\$ 458.94	\$ 476.91	\$ 17.97	\$ 973.05	\$ 1,009.02	\$ 35.97

School of Social Work Fees

Instructional Support Fee / Per Course

SLWK 393, 494, 495, 612, 693, 694, 793, and 794	\$ 175.00	\$ 175.00	\$ 0.00	\$ 175.00	\$ 175.00	\$ 0.00
SLWK 695 and 795 (6 credit hours)	\$ 350.00	\$ 350.00	\$ 0.00	\$ 350.00	\$ 350.00	\$ 0.00
Master in Social Work Distance Education Online Course Fee (per credit hour) ⁽²⁾	\$ 55.00	\$ 55.00	\$ 0.00	\$ 55.00	\$ 55.00	\$ 0.00
Master in Social Work Distance Education Premium Program Fee (per credit hour) ⁽³⁾	\$ 100.00	\$ 100.00	\$ 0.00	\$ 100.00	\$ 100.00	\$ 0.00

⁽¹⁾ Students taking courses on-campus will pay associated mandatory university fees at the per credit rate represented on page III-11. Social Work Distance Education students are also assessed a \$55 per credit online course fee and a \$100 per credit premium program fee.

⁽²⁾ The Online Course Fee is listed to highlight all of the costs associated with the Social Work Distance Education Program. The \$55 per credit charge is the same fee charged to all VCU online programs.

⁽³⁾ \$100 per credit hour premium program fee charged to each student enrolled in MSW Distance Education program to support instructional and administrative expenses with the field education requirement.

Note: Part-time undergraduate students enrolled in graduate courses required for their degree pay the undergraduate rate.

Virginia Commonwealth University
Typical Charges
Global Education Programs

	Resident			Nonresident		
	2013-14	2014-15	\$ Chg.	2013-14	2014-15	\$ Chg.
Education Abroad - Part-time Students ⁽¹⁾						
<i>Undergraduate Programs</i>						
Mandatory Tuition and Fees						
Tuition	\$ 340.58	\$ 352.50		\$ 553.15	\$ 572.51	
Technology Fee	4.61	4.61		4.61	4.61	
Library Fee	n/a	2.08		n/a	2.08	
Total	<u>\$ 345.19</u>	<u>\$ 359.19</u>	\$ 14.00	<u>\$ 557.76</u>	<u>\$ 579.20</u>	\$ 21.44
<i>Masters Programs</i>						
Mandatory Tuition and Fees						
Tuition	\$ 550.61	\$ 569.89		\$ 679.27	\$ 703.03	
Technology Fee	4.61	4.61		4.61	4.61	
Library Fee	n/a	2.08		n/a	2.08	
Total	<u>\$ 555.22</u>	<u>\$ 576.58</u>	\$ 21.36	<u>\$ 683.88</u>	<u>\$ 709.72</u>	\$ 25.84
<i>Doctoral Programs</i>						
Mandatory Tuition and Fees						
Tuition	\$ 454.33	\$ 470.22		\$ 581.06	\$ 601.40	
Technology Fee	4.61	4.61		4.61	4.61	
Library Fee	n/a	2.08		n/a	2.08	
Total	<u>\$ 458.94</u>	<u>\$ 476.91</u>	\$ 17.97	<u>\$ 585.67</u>	<u>\$ 608.09</u>	\$ 22.42
International Education Programs Fees						
Global Programs - H-1-B Visa processing	n/a	n/a	n/a	\$ 500.00	\$ 500.00	\$ 0.00
Global Programs - E-3 Visa processing	n/a	n/a	n/a	\$ 500.00	\$ 500.00	\$ 0.00
Global Programs - TN Visa processing	n/a	n/a	n/a	\$ 250.00	\$ 250.00	\$ 0.00
Global Programs - DS-2019 Form	n/a	n/a	n/a	\$ 30.00	\$ 50.00	\$ 20.00
Education Abroad Administration Fee	\$ 150.00	\$ 150.00	\$ 0.00	\$ 150.00	\$ 150.00	\$ 0.00
English Language Program ⁽²⁾						
For Non-Native English Speakers						
English Language Program (per credit hour)	\$ 200.00	\$ 200.00	\$ 0.00	\$ 200.00	\$ 200.00	\$ 0.00
Application Fee	\$ 65.00	\$ 65.00	\$ 0.00	\$ 65.00	\$ 65.00	\$ 0.00
Placement Test Fee	\$ 100.00	\$ 100.00	\$ 0.00	\$ 100.00	\$ 100.00	\$ 0.00
Administrative Support Fee - non-native, international embassy-sponsored students	n/a	n/a	n/a	\$ 200.00	\$ 200.00	\$ 0.00
Health Service Fee - per semester	\$ 97.50	\$ 97.50	\$ 0.00	\$ 97.50	\$ 97.50	\$ 0.00

⁽¹⁾ Tuition and fees do not include the cost of travel and other cultural events, which are an integral part of the program. In addition to tuition and fees charged, students participating in the Global Education Office Programs are required to pay specific program fees that vary by program and destination. The program fees may include airfare, ground transportation, housing, food, activities and other related charges.

⁽²⁾ The President or his designee(s) may set charges for courses offered by Global Programs that involve contracting with third party sponsors to meet the needs of the sponsored students.

Virginia Commonwealth University
Typical Charges
daVinci Center for Innovation
Monroe Park Campus

	Resident			Nonresident		
	2013-14	2014-15	\$ Chg.	2013-14	2014-15	\$ Chg.

Full-Time Students

Master of Product Innovation

Mandatory Tuition and Fees

Tuition	\$ 19,500.00	\$ 19,500.00		\$ 19,500.00	\$ 19,500.00	
University Fee	1,757.46	1,757.46		1,757.46	1,757.46	
Technology Fee	83.00	83.00		83.00	83.00	
Library Fee	n/a	50.00		n/a	50.00	
Health Service Fee	195.00	195.00		195.00	195.00	
Student Activity Fee	56.00	56.00		56.00	56.00	
Capital Outlay Fee	n/a	n/a		612.00	612.00	
Total	\$ 21,591.46	\$ 21,641.46	\$ 50.00	\$ 22,203.46	\$ 22,253.46	\$ 50.00

Part-Time Students

Master of Product Innovation

Mandatory Tuition and Fees

Tuition	\$ 1,084.00	\$ 1,084.00		\$ 1,084.00	\$ 1,084.00	
University Fee	73.23	73.23		73.23	73.23	
Technology Fee	4.61	4.61		4.61	4.61	
Library Fee	n/a	2.08		n/a	2.08	
Student Activity Fee	4.00	4.00		4.00	4.00	
Capital Outlay Fee	n/a	n/a		25.50	25.50	
Total	\$ 1,165.84	\$ 1,167.92	\$ 2.08	\$ 1,191.34	\$ 1,193.42	\$ 2.08

Virginia Commonwealth University
Typical Charges by School
Allied Health Professions
MCV Campus

	Resident			Nonresident		
	2013-14	2014-15	\$ Chg.	2013-14	2014-15	\$ Chg.
Full-Time Students						
Masters Programs						
Health Administration Program - Online						
Mandatory Tuition and Fees						
Tuition	\$ 9,911.00	\$ 10,258.00		\$ 20,378.00	\$ 21,091.00	
University Fee	1,757.46	1,757.46		1,757.46	1,757.46	
Technology Fee	83.00	83.00		83.00	83.00	
Library Fee	n/a	50.00		n/a	50.00	
Student Government Fee	36.00	36.00		36.00	36.00	
Capital Outlay Fee	n/a	n/a		612.00	612.00	
Executive Program Fee	3,050.00	3,050.00		3,050.00	3,050.00	
Total	<u>\$ 14,837.46</u>	<u>\$ 15,234.46</u>	\$ 397.00	<u>\$ 25,916.46</u>	<u>\$ 26,679.46</u>	\$ 763.00
Rehabilitation Counseling Program - Online						
Mandatory Tuition and Fees						
Tuition	\$ 9,911.00	\$ 10,258.00		\$ 9,911.00	\$ 10,258.00	
University Fee	1,757.46	1,757.46		1,757.46	1,757.46	
Technology Fee	83.00	83.00		83.00	83.00	
Library Fee	n/a	50.00		n/a	50.00	
Student Government Fee	36.00	36.00		36.00	36.00	
Total	<u>\$ 11,787.46</u>	<u>\$ 12,184.46</u>	\$ 397.00	<u>\$ 11,787.46</u>	<u>\$ 12,184.46</u>	\$ 397.00
Nurse Anesthesia						
Mandatory Tuition and Fees						
Tuition	\$ 11,763.00	\$ 12,174.71		\$ 20,809.00	\$ 21,537.32	
University Fee	1,757.46	1,757.46		1,757.46	1,757.46	
Technology Fee	83.00	83.00		83.00	83.00	
Library Fee	n/a	50.00		n/a	50.00	
Health Service Fee	195.00	195.00		195.00	195.00	
Student Government Fee	36.00	36.00		36.00	36.00	
Capital Outlay Fee	n/a	n/a		612.00	612.00	
Program Fee	200.00	200.00		200.00	200.00	
Total	<u>\$ 14,034.46</u>	<u>\$ 14,496.17</u>	\$ 461.71	<u>\$ 23,692.46</u>	<u>\$ 24,470.78</u>	\$ 778.31
Patient Counseling (Regular Session)						
Mandatory Tuition and Fees						
Tuition	\$ 1,091.00	\$ 1,091.00		\$ 2,273.00	\$ 2,273.00	
University Fee	1,757.46	1,757.46		1,757.46	1,757.46	
Technology Fee	83.00	83.00		83.00	83.00	
Library Fee	n/a	50.00		n/a	50.00	
Health Service Fee	195.00	195.00		195.00	195.00	
Student Government Fee	36.00	36.00		36.00	36.00	
Capital Outlay Fee	n/a	n/a		612.00	612.00	
Total	<u>\$ 3,162.46</u>	<u>\$ 3,212.46</u>	\$ 50.00	<u>\$ 4,956.46</u>	<u>\$ 5,006.46</u>	\$ 50.00

Virginia Commonwealth University
Typical Charges by School
Allied Health Professions
MCV Campus

	Resident			Nonresident		
	2013-14	2014-15	\$ Chg.	2013-14	2014-15	\$ Chg.
Patient Counseling (Summer Session)						
Mandatory Tuition and Fees						
Tuition	\$ 546.00	\$ 546.00		\$ 1,137.00	\$ 1,137.00	
University Fee	585.82	585.82		585.82	585.82	
Technology Fee	27.67	27.67		27.67	27.67	
Library Fee	n/a	16.67		n/a	16.67	
Student Government Fee	12.00	12.00		12.00	12.00	
Capital Outlay Fee	n/a	n/a		306.00	306.00	
Total	<u>\$ 1,171.49</u>	<u>\$ 1,188.16</u>	\$ 16.67	<u>\$ 2,068.49</u>	<u>\$ 2,085.16</u>	\$ 16.67
Doctoral Programs						
Health Related Sciences						
Mandatory Tuition and Fees						
Tuition	\$ 8,178.00	\$ 8,464.00		\$ 17,432.00	\$ 18,042.00	
University Fee	1,757.46	1,757.46		1,757.46	1,757.46	
Technology Fee	83.00	83.00		83.00	83.00	
Library Fee	n/a	50.00		n/a	50.00	
Student Government Fee	36.00	36.00		36.00	36.00	
Capital Outlay Fee	n/a	n/a		612.00	612.00	
Program Fee	3,500.00	3,500.00		3,500.00	3,500.00	
Total	<u>\$ 13,554.46</u>	<u>\$ 13,890.46</u>	\$ 336.00	<u>\$ 23,420.46</u>	<u>\$ 24,080.46</u>	\$ 660.00
Nurse Anesthesia Practice						
Mandatory Tuition and Fees						
Tuition	\$ 9,910.00	\$ 10,256.85		\$ 17,980.00	\$ 18,609.30	
University Fee	1,757.46	1,757.46		1,757.46	1,757.46	
Technology Fee	83.00	83.00		83.00	83.00	
Library Fee	n/a	50.00		n/a	50.00	
Health Service Fee	195.00	195.00		195.00	195.00	
Student Government Fee	36.00	36.00		36.00	36.00	
Capital Outlay Fee	n/a	n/a		612.00	612.00	
Program Fee	3,500.00	3,500.00		3,500.00	3,500.00	
Total	<u>\$ 15,481.46</u>	<u>\$ 15,878.31</u>	\$ 396.85	<u>\$ 24,163.46</u>	<u>\$ 24,842.76</u>	\$ 679.30
Physical Therapy Program						
Mandatory Tuition and Fees						
Tuition	\$ 8,178.00	\$ 8,464.00		\$ 17,432.00	\$ 18,042.00	
University Fee	1,757.46	1,757.46		1,757.46	1,757.46	
Technology Fee	83.00	83.00		83.00	83.00	
Library Fee	n/a	50.00		n/a	50.00	
Health Service Fee	195.00	195.00		195.00	195.00	
Student Government Fee	36.00	36.00		36.00	36.00	
Capital Outlay Fee	n/a	n/a		612.00	612.00	
Program Fee	800.00	800.00		800.00	800.00	
Total	<u>\$ 11,049.46</u>	<u>\$ 11,385.46</u>	\$ 336.00	<u>\$ 20,915.46</u>	<u>\$ 21,575.46</u>	\$ 660.00

Virginia Commonwealth University
Typical Charges by School
Allied Health Professions
MCV Campus

	Resident			Nonresident		
	2013-14	2014-15	\$ Chg.	2013-14	2014-15	\$ Chg.
Part-Time Students						
Masters Programs						
Health Administration Program - Online						
Mandatory Tuition and Fees						
Tuition	\$ 550.61	\$ 569.89		\$ 1,132.11	\$ 1,171.72	
University Fee	73.23	73.23		73.23	73.23	
Technology Fee	4.61	4.61		4.61	4.61	
Library Fee	n/a	2.08		n/a	2.08	
Student Government Fee ⁽¹⁾	7.00	7.00		7.00	7.00	
Capital Outlay Fee	n/a	n/a		25.50	25.50	
Executive Program Fee (per credit hour) ⁽²⁾	144.00	144.00		144.00	144.00	
Total	\$ 779.45	\$ 800.81	\$ 21.36	\$ 1,386.45	\$ 1,428.14	\$ 41.69
Rehabilitation Counseling Program - Online						
Mandatory Tuition and Fees						
Tuition	\$ 550.61	\$ 569.89		\$ 550.61	\$ 569.89	
University Fee	73.23	73.23		73.23	73.23	
Technology Fee	4.61	4.61		4.61	4.61	
Library Fee	n/a	2.08		n/a	2.08	
Student Government Fee ⁽¹⁾	7.00	7.00		7.00	7.00	
Capital Outlay Fee	n/a	n/a		n/a	n/a	
Total	\$ 635.45	\$ 656.81	\$ 21.36	\$ 635.45	\$ 656.81	\$ 21.36
Nurse Anesthesia						
Mandatory Tuition and Fees						
Tuition	\$ 654.87	\$ 676.37		\$ 1,157.07	\$ 1,196.52	
University Fee	73.23	73.23		73.23	73.23	
Technology Fee	4.61	4.61		4.61	4.61	
Library Fee	n/a	2.08		n/a	2.08	
Student Government Fee ⁽¹⁾	7.00	7.00		7.00	7.00	
Capital Outlay Fee	n/a	n/a		25.50	25.50	
Total	\$ 739.71	\$ 763.29	\$ 23.58	\$ 1,267.41	\$ 1,308.94	\$ 41.53
Patient Counseling						
Mandatory Tuition and Fees						
Tuition	\$ 218.00	\$ 218.00		\$ 645.00	\$ 645.00	
University Fee	73.23	73.23		73.23	73.23	
Technology Fee	4.61	4.61		4.61	4.61	
Library Fee	n/a	2.08		n/a	2.08	
Student Government Fee ⁽¹⁾	7.00	7.00		7.00	7.00	
Capital Outlay Fee	n/a	n/a		25.50	25.50	
Total	\$ 302.84	\$ 304.92	\$ 2.08	\$ 755.34	\$ 757.42	\$ 2.08

⁽¹⁾ Per semester charge.

⁽²⁾ Fee also assessed to nonmajors taking courses in the program.

Virginia Commonwealth University
Typical Charges by School
Allied Health Professions
MCV Campus

	Resident			Nonresident		
	2013-14	2014-15	\$ Chg.	2013-14	2014-15	\$ Chg.
Doctoral Programs						
Ph.D. in Health Related Sciences						
Mandatory Tuition and Fees						
Tuition	\$ 454.33	\$ 470.22		\$ 968.44	\$ 1,002.33	
University Fee	73.23	73.23		73.23	73.23	
Technology Fee	4.61	4.61		4.61	4.61	
Library Fee	n/a	2.08		n/a	2.08	
Student Government Fee ⁽¹⁾	7.00	7.00		7.00	7.00	
Capital Outlay Fee	n/a	n/a		25.50	25.50	
Program Fee (per credit hour) ⁽²⁾	200.00	200.00		200.00	200.00	
Total	\$ 739.17	\$ 757.14	\$ 17.97	\$ 1,278.78	\$ 1,314.75	\$ 35.97
Nurse Anesthesia Practice						
Mandatory Tuition and Fees						
Tuition	\$ 550.56	\$ 569.83		\$ 998.89	\$ 1,033.85	
University Fee	73.23	73.23		73.23	73.23	
Technology Fee	4.61	4.61		4.61	4.61	
Library Fee	n/a	2.08		n/a	2.08	
Student Government Fee ⁽¹⁾	7.00	7.00		7.00	7.00	
Capital Outlay Fee	n/a	n/a		25.50	25.50	
Program Fee (per credit hour) ⁽²⁾	200.00	200.00		200.00	200.00	
Total	\$ 835.40	\$ 856.75	\$ 21.35	\$ 1,309.23	\$ 1,346.27	\$ 37.04

⁽¹⁾ Per semester charge.

⁽²⁾ Fee also assessed to nonmajors taking courses in the program.

Virginia Commonwealth University
Typical Charges by School
Allied Health Professions
MCV Campus

	Resident			Nonresident		
	2013-14	2014-15	\$ Chg.	2013-14	2014-15	\$ Chg.
School of Allied Health Professions Fees						
Application Fee - Doctor of Physical Therapy	\$ 65.00	\$ 65.00	\$ 0.00	\$ 65.00	\$ 65.00	\$ 0.00
Health Admin. Executive Program Fee ⁽¹⁾						
Full-time, per semester	\$ 1,525.00	\$ 1,525.00	\$ 0.00	\$ 1,525.00	\$ 1,525.00	\$ 0.00
Part-time, per credit hour	\$ 144.00	\$ 144.00	\$ 0.00	\$ 144.00	\$ 144.00	\$ 0.00
Health Admin. Professional Program Fee ⁽²⁾						
Full-time, per semester	\$ 0.00	\$ 50.00	\$ 50.00	\$ 0.00	\$ 50.00	\$ 50.00
Part-time, per credit hour ⁽¹⁾	\$ 0.00	\$ 5.00	\$ 5.00	\$ 0.00	\$ 5.00	\$ 5.00
Doctor of Nurse Anesthesia Program Fee ⁽¹⁾						
Full-time, per semester (includes Summer)	\$ 1,750.00	\$ 1,750.00	\$ 0.00	\$ 1,750.00	\$ 1,750.00	\$ 0.00
Part-time, per credit hour	\$ 200.00	\$ 200.00	\$ 0.00	\$ 200.00	\$ 200.00	\$ 0.00
Health Related Sciences Program Fee ⁽¹⁾						
Full-time, per semester	\$ 1,750.00	\$ 1,750.00	\$ 0.00	\$ 1,750.00	\$ 1,750.00	\$ 0.00
Part-time, per credit hour	\$ 200.00	\$ 200.00	\$ 0.00	\$ 200.00	\$ 200.00	\$ 0.00
Masters of Nurse Anesthesia Program Fee ⁽¹⁾						
Full-time, per semester	\$ 100.00	\$ 100.00	\$ 0.00	\$ 100.00	\$ 100.00	\$ 0.00
Doctor of Physical Therapy Program Fee ⁽¹⁾						
Full-time, per semester	\$ 400.00	\$ 400.00	\$ 0.00	\$ 400.00	\$ 400.00	\$ 0.00
Radiation Sciences						
Full-time, per semester	\$ 100.00	\$ 100.00	\$ 0.00	\$ 100.00	\$ 100.00	\$ 0.00
Department of Occupational Therapy						
Full-time, per semester	\$ 150.00	\$ 175.00	\$ 25.00	\$ 150.00	\$ 175.00	\$ 25.00
Part-time, per credit hour	\$ 10.00	\$ 12.00	\$ 2.00	\$ 10.00	\$ 12.00	\$ 2.00
Department of Clinical Laboratory Science						
Full-time, per semester	\$ 150.00	\$ 150.00	\$ 0.00	\$ 150.00	\$ 150.00	\$ 0.00
Part-time, per semester	\$ 75.00	\$ 75.00	\$ 0.00	\$ 75.00	\$ 75.00	\$ 0.00
Categorical track, per semester	\$ 75.00	\$ 75.00	\$ 0.00	\$ 75.00	\$ 75.00	\$ 0.00
Retake of Clinical Qualifying Examination	\$ 50.00	\$ 50.00	\$ 0.00	\$ 50.00	\$ 50.00	\$ 0.00

⁽¹⁾ Fee also assessed to nonmajors taking courses in the program.

⁽²⁾ Fee applies to full-time students entering Fall 2014. It does not apply to third year students during their residency year enrolled in HADM 694 and 695.

Virginia Commonwealth University
Typical Charges by School
School of Dentistry
MCV Campus

	Resident			Nonresident		
	2013-14	2014-15	\$ Chg.	2013-14	2014-15	\$ Chg.

Full-Time Credit Hour Undergraduate Students

Dental Hygiene (First Year)

Mandatory Tuition and Fees

Tuition- 15 Credit Hours ⁽¹⁾	\$ 9,876.82	\$ 10,222.50		\$ 26,735.68	\$ 27,671.52	
University Fee	1,757.46	1,757.46		1,757.46	1,757.46	
Technology Fee	83.00	83.00		83.00	83.00	
Library Fee	n/a	50.00		n/a	50.00	
Health Service Fee	195.00	195.00		195.00	195.00	
Student Government Fee	36.00	36.00		36.00	36.00	
Capital Outlay Fee	n/a	n/a		612.00	612.00	
Instrument Rental Fee	675.00	688.00		675.00	688.00	
Instrument Kit Purchase	664.00	677.00		664.00	677.00	
Clinic Technology Fee	115.00	119.00		115.00	119.00	
Clinical Electronic Health Record Laptop Fee	0.00	1,743.00		0.00	1,743.00	
Printing Fees	10.00	10.00		10.00	10.00	
Dental Student Government Fee	30.00	30.00		30.00	30.00	
Total	<u>\$ 13,442.28</u>	<u>\$ 15,610.96</u>	\$ 2,168.68	<u>\$ 30,913.14</u>	<u>\$ 33,671.98</u>	\$ 2,758.84

Dental Hygiene (Second Year)

Mandatory Tuition and Fees

Tuition- 15 Credit Hours ⁽¹⁾	\$ 9,876.82	\$ 10,222.50		\$ 26,735.68	\$ 27,671.52	
University Fee	1,757.46	1,757.46		1,757.46	1,757.46	
Technology Fee	83.00	83.00		83.00	83.00	
Library Fee	n/a	50.00		n/a	50.00	
Health Service Fee	195.00	195.00		195.00	195.00	
Student Government Fee	36.00	36.00		36.00	36.00	
Capital Outlay Fee	n/a	n/a		612.00	612.00	
Instrument Rental Fee ⁽²⁾	675.00	688.00		675.00	688.00	
Clinic Technology Fee	115.00	119.00		115.00	119.00	
Printing Fees	10.00	10.00		10.00	10.00	
Dental Student Government Fee	30.00	30.00		30.00	30.00	
Total	<u>\$ 12,778.28</u>	<u>\$ 13,190.96</u>	\$ 412.68	<u>\$ 30,249.14</u>	<u>\$ 31,251.98</u>	\$ 1,002.84

⁽¹⁾ Tuition assumes 15 credit hours per semester; 30 credit hours for the fall and spring semesters, although 12 credits per semester (24 credits per year) is considered full-time. Tuition rates for full-time credit hour undergraduate students are listed on page III-7. Total tuition will depend on the number of credit hours taken.

⁽²⁾ Second-year transfer students pay the same instrument rental fee.

Virginia Commonwealth University
Typical Charges by School
School of Dentistry
MCV Campus

	Resident			Nonresident		
	2013-14	2014-15	\$ Chg.	2013-14	2014-15	\$ Chg.

Full-Time Block Schedule Undergraduate Students

Dental Hygiene (First Year)

Mandatory Tuition and Fees

Tuition	\$ 8,174.00	\$ 8,460.00		\$ 22,126.00	\$ 22,900.00	
University Fee	1,757.46	1,757.46		1,757.46	1,757.46	
Technology Fee	83.00	83.00		83.00	83.00	
Library Fee	n/a	50.00		n/a	50.00	
Health Service Fee	195.00	195.00		195.00	195.00	
Student Government Fee	36.00	36.00		36.00	36.00	
Capital Outlay Fee	n/a	n/a		612.00	612.00	
Instrument Rental Fee	675.00	688.00		675.00	688.00	
Instrument Kit Purchase	664.00	677.00		664.00	677.00	
Clinic Technology Fee	115.00	119.00		115.00	119.00	
Clinical Electronic Health Record Laptop Fee	0.00	1,743.00		0.00	1,743.00	
Printing Fees	10.00	10.00		10.00	10.00	
Dental Student Government Fee	30.00	30.00		30.00	30.00	
Total	<u>\$ 11,739.46</u>	<u>\$ 13,848.46</u>	\$ 2,109.00	<u>\$ 26,303.46</u>	<u>\$ 28,900.46</u>	\$ 2,597.00

Dental Hygiene (Second Year)

Mandatory Tuition and Fees

Tuition	\$ 8,174.00	\$ 8,460.00		\$ 22,126.00	\$ 22,900.00	
University Fee	1,757.46	1,757.46		1,757.46	1,757.46	
Technology Fee	83.00	83.00		83.00	83.00	
Library Fee	n/a	50.00		n/a	50.00	
Health Service Fee	195.00	195.00		195.00	195.00	
Student Government Fee	36.00	36.00		36.00	36.00	
Capital Outlay Fee	n/a	n/a		612.00	612.00	
Instrument Rental Fee ⁽¹⁾	675.00	688.00		675.00	688.00	
Clinic Technology Fee	115.00	119.00		115.00	119.00	
Printing Fees	10.00	10.00		10.00	10.00	
Dental Student Government Fee	30.00	30.00		30.00	30.00	
Total	<u>\$ 11,075.46</u>	<u>\$ 11,428.46</u>	\$ 353.00	<u>\$ 25,639.46</u>	<u>\$ 26,480.46</u>	\$ 841.00

⁽¹⁾ Second-year transfer students pay the same instrument rental fee.

Virginia Commonwealth University
Typical Charges by School
School of Dentistry
MCV Campus

	Resident			Nonresident		
	2013-14	2014-15	\$ Chg.	2013-14	2014-15	\$ Chg.

Masters Programs

Advanced Dental Education

Mandatory Tuition and Fees

Tuition	\$ 5,264.00	\$ 5,264.00		\$ 4,652.00	\$ 4,652.00	
University Fee	1,757.46	1,757.46		1,757.46	1,757.46	
Technology Fee	83.00	83.00		83.00	83.00	
Library Fee	n/a	50.00		n/a	50.00	
Health Service Fee	195.00	195.00		195.00	195.00	
Student Government Fee	36.00	36.00		36.00	36.00	
Capital Outlay Fee	n/a	n/a		612.00	612.00	
Total	\$ 7,335.46	\$ 7,385.46	\$ 50.00	\$ 7,335.46	\$ 7,385.46	\$ 50.00

First Professional Programs

First Year Students

Mandatory Tuition and Fees

Tuition	\$ 29,100.00	\$ 32,010.00		\$ 53,719.00	\$ 56,405.00	
University Fee	1,757.46	1,757.46		1,757.46	1,757.46	
Technology Fee	83.00	83.00		83.00	83.00	
Library Fee	n/a	50.00		n/a	50.00	
Health Service Fee	195.00	195.00		195.00	195.00	
Student Government Fee	36.00	36.00		36.00	36.00	
Capital Outlay Fee	n/a	n/a		612.00	612.00	
Disability Insurance Fee	75.00	75.00		75.00	75.00	
Instrument Rental Fee	2,455.00	2,500.00		2,455.00	2,500.00	
Instrument Kit Purchase	2,665.00	2,710.00		2,665.00	2,710.00	
Clinic Technology Fee	580.00	595.00		580.00	595.00	
Clinic Support Fee	3,005.00	3,155.00		3,005.00	3,155.00	
Clinical Simulation Fee	220.00	230.00		220.00	230.00	
Anatomy Fee	475.00	485.00		475.00	485.00	
American Dental Student Assoc. Fees	80.00	85.00		80.00	85.00	
Clinical Electronic Health Record Laptop Fee	0.00	1,743.00		0.00	1,743.00	
Printing Fees	20.00	20.00		20.00	20.00	
Dental Student Government Fee	30.00	30.00		30.00	30.00	
Total	\$ 40,776.46	\$ 45,759.46	\$ 4,983.00	\$ 66,007.46	\$ 70,766.46	\$ 4,759.00

Virginia Commonwealth University
Typical Charges by School
School of Dentistry
MCV Campus

	Resident			Nonresident		
	2013-14	2014-15	\$ Chg.	2013-14	2014-15	\$ Chg.
Second Year Students						
Mandatory Tuition and Fees						
Tuition	\$ 29,100.00	\$ 32,010.00		\$ 53,719.00	\$ 56,405.00	
University Fee	1,757.46	1,757.46		1,757.46	1,757.46	
Technology Fee	83.00	83.00		83.00	83.00	
Library Fee	n/a	50.00		n/a	50.00	
Health Service Fee	195.00	195.00		195.00	195.00	
Student Government Fee	36.00	36.00		36.00	36.00	
Course Materials Fee	184.00	200.00		184.00	200.00	
Capital Outlay Fee	n/a	n/a		612.00	612.00	
Disability Insurance Fee	75.00	75.00		75.00	75.00	
Instrument Rental Fee ⁽¹⁾	2,455.00	2,500.00		2,455.00	2,500.00	
Instrument Kit Purchase ⁽¹⁾	2,665.00	2,710.00		2,665.00	2,710.00	
Clinic Technology Fee	580.00	595.00		580.00	595.00	
Clinic Support Fee	3,005.00	3,155.00		3,005.00	3,155.00	
American Dental Student Assoc. Fees	80.00	85.00		80.00	85.00	
Printing Fees	20.00	20.00		20.00	20.00	
Dental Student Government Fee	30.00	30.00		30.00	30.00	
Total	<u>\$ 40,265.46</u>	<u>\$ 43,501.46</u>	\$ 3,236.00	<u>\$ 65,496.46</u>	<u>\$ 68,508.46</u>	\$ 3,012.00
Third and Fourth Year Students						
Mandatory Tuition and Fees						
Tuition	\$ 29,100.00	\$ 32,010.00		\$ 53,719.00	\$ 56,405.00	
University Fee	1,757.46	1,757.46		1,757.46	1,757.46	
Technology Fee	83.00	83.00		83.00	83.00	
Library Fee	n/a	50.00		n/a	50.00	
Health Service Fee	195.00	195.00		195.00	195.00	
Student Government Fee	36.00	36.00		36.00	36.00	
Capital Outlay Fee	n/a	n/a		612.00	612.00	
Disability Insurance Fee	75.00	75.00		75.00	75.00	
Instrument Rental Fee ⁽²⁾	2,455.00	2,500.00		2,455.00	2,500.00	
Instrument Kit Purchase ⁽²⁾	2,665.00	2,710.00		2,665.00	2,710.00	
Clinic Technology Fee	580.00	595.00		580.00	595.00	
Clinic Support Fee	3,005.00	3,155.00		3,005.00	3,155.00	
American Dental Student Assoc. Fees	80.00	85.00		80.00	85.00	
Printing Fees	20.00	20.00		20.00	20.00	
Dental Student Government Fee	30.00	30.00		30.00	30.00	
Total	<u>\$ 40,081.46</u>	<u>\$ 43,301.46</u>	\$ 3,220.00	<u>\$ 65,312.46</u>	<u>\$ 68,308.46</u>	\$ 2,996.00

⁽¹⁾ Second year transfer students pay an instrument rental fee of \$3,710 and an instrument kit purchase fee of \$6,370.

⁽²⁾ Third year transfer students pay an instrument rental fee of \$3,710 and an instrument kit purchase fee of \$4,195.

Virginia Commonwealth University
Typical Charges by School
School of Dentistry
MCV Campus

	Resident			Nonresident		
	2013-14	2014-15	\$ Chg.	2013-14	2014-15	\$ Chg.
International Dentist Program - Second Year						
Mandatory Tuition and Fees						
Tuition	\$ 40,000.00	\$ 40,000.00		\$ 40,000.00	\$ 40,000.00	
University Fee	1,757.46	1,757.46		1,757.46	1,757.46	
Technology Fee	83.00	83.00		83.00	83.00	
Library Fee	n/a	50.00		n/a	50.00	
Health Service Fee	195.00	195.00		195.00	195.00	
Student Government Fee	36.00	36.00		36.00	36.00	
Course Materials Fee	184.00	200.00		184.00	200.00	
Capital Outlay Fee	n/a	n/a		n/a	n/a	
Disability Insurance Fee	75.00	75.00		75.00	75.00	
Instrument Rental Fee	3,635.00	3,710.00		3,635.00	3,710.00	
Instrument Kit Purchase	6,245.00	6,370.00		6,245.00	6,370.00	
Clinic Technology Fee	580.00	595.00		580.00	595.00	
Clinic Support Fee	3,005.00	3,155.00		3,005.00	3,155.00	
American Dental Student Association Fee	80.00	85.00		80.00	85.00	
Clinical Electronic Health Record Laptop Fee	0.00	1,743.00		0.00	1,743.00	
Printing Fees	20.00	20.00		20.00	20.00	
Dental Student Government Fee	30.00	30.00		30.00	30.00	
Total	<u>\$ 55,925.46</u>	<u>\$ 58,104.46</u>	\$ 2,179.00	<u>\$ 55,925.46</u>	<u>\$ 58,104.46</u>	\$ 2,179.00
International Dentist Program - Third and Fourth Year						
Mandatory Tuition and Fees						
Tuition	\$ 70,068.00	\$ 73,571.00		\$ 70,068.00	\$ 73,571.00	
University Fee	1,757.46	1,757.46		1,757.46	1,757.46	
Technology Fee	83.00	83.00		83.00	83.00	
Library Fee	n/a	50.00		n/a	50.00	
Health Service Fee	195.00	195.00		195.00	195.00	
Student Government Fee	36.00	36.00		36.00	36.00	
Capital Outlay Fee	n/a	n/a		n/a	n/a	
Disability Insurance Fee	75.00	75.00		75.00	75.00	
Instrument Rental Fee	2,455.00	2,500.00		2,455.00	2,500.00	
Instrument Kit Purchase	2,665.00	2,710.00		2,665.00	2,710.00	
Clinic Technology Fee	580.00	595.00		580.00	595.00	
Clinic Support Fee	3,005.00	3,155.00		3,005.00	3,155.00	
American Dental Student Association Fee	80.00	85.00		80.00	85.00	
Printing Fees	20.00	20.00		20.00	20.00	
Dental Student Government Fee	30.00	30.00		30.00	30.00	
Total	<u>\$ 81,049.46</u>	<u>\$ 84,862.46</u>	\$ 3,813.00	<u>\$ 81,049.46</u>	<u>\$ 84,862.46</u>	\$ 3,813.00

Part-Time Students

Students in the First Professional Decelerated Dentistry program are charged the graduate rates for part-time students.

Virginia Commonwealth University
Typical Charges by School
School of Dentistry
MCV Campus

	Resident			Nonresident		
	2013-14	2014-15	\$ Chg.	2013-14	2014-15	\$ Chg.
School of Dentistry Fees						
Dental Student Government Fee	\$ 30.00	\$ 30.00	\$ 0.00	\$ 30.00	\$ 30.00	\$ 0.00
Dental Hygiene						
Instrumental Rental Fee	\$ 675.00	\$ 688.00	\$ 13.00	\$ 675.00	\$ 688.00	\$ 13.00
Instrument Kit Purchase - 1st year only	\$ 664.00	\$ 677.00	\$ 13.00	\$ 664.00	\$ 677.00	\$ 13.00
Clinic Technology Fee	\$ 115.00	\$ 119.00	\$ 4.00	\$ 115.00	\$ 119.00	\$ 4.00
Printing Fees	\$ 10.00	\$ 10.00	\$ 0.00	\$ 10.00	\$ 10.00	\$ 0.00
First Professional Students						
Application Fee	\$ 80.00	\$ 80.00	\$ 0.00	\$ 80.00	\$ 80.00	\$ 0.00
Instrumental Rental Fee	\$ 2,455.00	\$ 2,500.00	\$ 45.00	\$ 2,455.00	\$ 2,500.00	\$ 45.00
Instrumental Rental Fee - 2nd Yr Transfers	\$ 3,635.00	\$ 3,710.00	\$ 75.00	\$ 3,635.00	\$ 3,710.00	\$ 75.00
Instrumental Rental Fee - 3rd Yr Transfers	\$ 3,635.00	\$ 3,710.00	\$ 75.00	\$ 3,635.00	\$ 3,710.00	\$ 75.00
Instrument Kit Purchase	\$ 2,665.00	\$ 2,710.00	\$ 45.00	\$ 2,665.00	\$ 2,710.00	\$ 45.00
Instrument Kit Purchase - 2rd Yr Transfers	\$ 6,245.00	\$ 6,370.00	\$ 125.00	\$ 6,245.00	\$ 6,370.00	\$ 125.00
Instrument Kit Purchase - 3rd Yr Transfers	\$ 4,070.00	\$ 4,195.00	\$ 125.00	\$ 4,070.00	\$ 4,195.00	\$ 125.00
Disability Insurance	\$ 75.00	\$ 75.00	\$ 0.00	\$ 75.00	\$ 75.00	\$ 0.00
Clinic Technology Fee	\$ 580.00	\$ 595.00	\$ 15.00	\$ 580.00	\$ 595.00	\$ 15.00
Clinic Support Fee	\$ 3,005.00	\$ 3,155.00	\$ 150.00	\$ 3,005.00	\$ 3,155.00	\$ 150.00
ADA Student Fees	\$ 80.00	\$ 85.00	\$ 5.00	\$ 80.00	\$ 85.00	\$ 5.00
Clinical Electronic Health Record Laptop Fee ⁽¹⁾	\$ 0.00	\$ 1,743.00	\$ 1,743.00	\$ 0.00	\$ 1,743.00	\$ 1,743.00
Printing Fees	\$ 20.00	\$ 20.00	\$ 0.00	\$ 20.00	\$ 20.00	\$ 0.00
Clinical Simulation Fee - D1 Class	\$ 220.00	\$ 230.00	\$ 10.00	\$ 220.00	\$ 230.00	\$ 10.00
Course Materials Fee - D2 Class	\$ 184.00	\$ 200.00	\$ 16.00	\$ 184.00	\$ 200.00	\$ 16.00
Clinical Completion Fee - per month	\$ 580.00	\$ 580.00	\$ 0.00	\$ 580.00	\$ 580.00	\$ 0.00
Anatomy Fee- 1st year only	\$ 475.00	\$ 485.00	\$ 10.00	\$ 475.00	\$ 485.00	\$ 10.00
Remediation Course Fee (per credit as needed)	\$ 0.00	\$ 785.00	\$ 785.00	\$ 0.00	\$ 785.00	\$ 785.00

⁽¹⁾ The clinical electronic health record laptop fee is charged in fall, during the first semester of entry for the First Professional, Dental Hygiene, and International Dentist programs.

Note: Dentistry students are also charged a \$580 fee for each additional month needed to complete the clinical component beyond the normal completion date.

Virginia Commonwealth University
Typical Charges by School
School of Medicine
MCV Campus

	Resident			Nonresident		
	2013-14	2014-15	\$ Chg.	2013-14	2014-15	\$ Chg.

Full-Time Programs

First Professional Programs

Medical Students: M-I and M-II

Mandatory Tuition and Fees

Tuition	\$ 28,661.00	\$ 29,091.00		\$ 43,786.00	\$ 44,443.00	
University Fee	1,757.46	1,757.46		1,757.46	1,757.46	
Technology Fee	83.00	83.00		83.00	83.00	
Library Fee	n/a	50.00		n/a	50.00	
Health Service Fee	195.00	195.00		195.00	195.00	
Capital Outlay Fee	n/a	n/a		612.00	612.00	
Course Syllabi Fee	56.00	0.00		56.00	0.00	
Simulation Fee	219.00	275.00		219.00	275.00	
Disability Insurance Fee	43.00	40.00		43.00	40.00	
Drug Screening Fee ⁽¹⁾	0.00	40.00		0.00	40.00	
Student Government Fee	36.00	36.00		36.00	36.00	
Med School Student Government Fee	80.00	80.00		80.00	80.00	
Total	<u>\$ 31,130.46</u>	<u>\$ 31,647.46</u>	\$ 517.00	<u>\$ 46,867.46</u>	<u>\$ 47,611.46</u>	\$ 744.00

Medical Students: M-III and M-IV

Mandatory Tuition and Fees

Tuition	\$ 28,661.00	\$ 29,091.00		\$ 43,786.00	\$ 44,443.00	
University Fee	1,757.46	1,757.46		1,757.46	1,757.46	
Technology Fee	83.00	83.00		83.00	83.00	
Library Fee	n/a	50.00		n/a	50.00	
Health Service Fee	195.00	195.00		195.00	195.00	
Capital Outlay Fee	n/a	n/a		612.00	612.00	
Simulation Fee	219.00	275.00		219.00	275.00	
Disability Insurance Fee	43.00	40.00		43.00	40.00	
Drug Screening Fee ⁽¹⁾	0.00	40.00		0.00	40.00	
Student Government Fee	36.00	36.00		36.00	36.00	
Med School Student Government Fee	80.00	80.00		80.00	80.00	
Total	<u>\$ 31,074.46</u>	<u>\$ 31,647.46</u>	\$ 573.00	<u>\$ 46,811.46</u>	<u>\$ 47,611.46</u>	\$ 800.00

⁽¹⁾ The Drug Screening Fee only applies to M-I and M-III students.

Note: MD students who are required to enroll in a reduced curriculum will be charged a per credit hour rate equal to one fifteenth of the full-time tuition.

Virginia Commonwealth University
Typical Charges by School
School of Medicine
MCV Campus

	Resident			Nonresident		
	2013-14	2014-15	\$ Chg.	2013-14	2014-15	\$ Chg.
Medical Students: M-III and M-IV, INOVA Campus						
Mandatory Tuition and Fees						
Tuition	\$ 28,661.00	\$ 29,091.00		\$ 43,786.00	\$ 44,443.00	
INOVA Campus Fee ⁽¹⁾	1,277.00	1,297.00		1,277.00	1,297.00	
Technology Fee	83.00	83.00		83.00	83.00	
Library Fee	n/a	50.00		n/a	50.00	
Capital Outlay Fee	n/a	n/a		612.00	612.00	
Simulation Fee	219.00	275.00		219.00	275.00	
Disability Insurance Fee	43.00	40.00		43.00	40.00	
Drug Screening Fee	0.00	40.00		0.00	40.00	
Med School Student Government Fee	80.00	80.00		80.00	80.00	
Total	\$ 30,363.00	\$ 30,956.00	\$ 593.00	\$ 46,100.00	\$ 46,920.00	\$ 820.00
First Professional / Masters Programs						
MD/MHA ⁽²⁾						
Mandatory Tuition and Fees						
Tuition	\$ 9,911.00	\$ 10,258.00		\$ 20,378.00	\$ 21,091.00	
University Fee	1,757.46	1,757.46		1,757.46	1,757.46	
Technology Fee	83.00	83.00		83.00	83.00	
Library Fee	n/a	50.00		n/a	50.00	
Health Service Fee	195.00	195.00		195.00	195.00	
Capital Outlay Fee	n/a	n/a		612.00	612.00	
Disability Insurance Fee	43.00	40.00		43.00	40.00	
Student Government Fee	36.00	36.00		36.00	36.00	
Med School Student Government Fee	80.00	80.00		80.00	80.00	
Total	\$ 12,105.46	\$ 12,499.46	\$ 394.00	\$ 23,184.46	\$ 23,944.46	\$ 760.00

⁽¹⁾ The INOVA Campus Fee supports student recreation, student health and student counseling programs.

⁽²⁾ Students who enroll in the MD/MHA or MD/PhD program and subsequently withdraw but continue in the MD program will be charged the MD tuition rate for those semesters in which they were enrolled as MD/MHA or MD/PhD. Students in the MD/MHA program are enrolled medical students in the first three years of instruction. In the fourth year, the students are full-time MHA students and pay the standard masters tuition and fee rate. In the fifth year, the students are again enrolled as medical students and pay the Executive Program per credit hour fee for MHA courses.

Virginia Commonwealth University
Typical Charges by School
School of Medicine
MCV Campus

	Resident			Nonresident		
	2013-14	2014-15	\$ Chg.	2013-14	2014-15	\$ Chg.
First Professional / Doctoral Programs						
MD/PhD ⁽¹⁾						
Mandatory Tuition and Fees						
Tuition	\$ 8,178.00	\$ 8,464.00		\$ 17,432.00	\$ 18,042.00	
University Fee	1,757.46	1,757.46		1,757.46	1,757.46	
Technology Fee	83.00	83.00		83.00	83.00	
Library Fee	n/a	50.00		n/a	\$50.00	
Health Service Fee	195.00	195.00		195.00	195.00	
Capital Outlay Fee	n/a	n/a		612.00	612.00	
Disability Insurance Fee	43.00	40.00		43.00	40.00	
Student Government Fee	36.00	36.00		36.00	36.00	
Med School Student Government Fee	80.00	80.00		80.00	80.00	
Total	<u>\$ 10,372.46</u>	<u>\$ 10,705.46</u>	\$ 333.00	<u>\$ 20,238.46</u>	<u>\$ 20,895.46</u>	\$ 657.00

Graduate Certificate Program in Biomedical Sciences

IBMS ⁽²⁾

Mandatory Tuition and Fees

Tuition	\$ 25,000.00	\$ 25,000.00		\$ 25,000.00	\$ 25,000.00	
University Fee	1,757.46	1,757.46		1,757.46	1,757.46	
Technology Fee	83.00	83.00		83.00	83.00	
Library Fee	n/a	50.00		n/a	50.00	
Health Service Fee	195.00	195.00		195.00	195.00	
Capital Outlay Fee	n/a	n/a		612.00	612.00	
Student Government Fee	36.00	36.00		36.00	36.00	
Total	<u>\$ 27,071.46</u>	<u>\$ 27,121.46</u>	\$ 50.00	<u>\$ 27,683.46</u>	<u>\$ 27,733.46</u>	\$ 50.00

⁽¹⁾ Students who enroll in the MD/MHA or MD/PhD program and subsequently withdraw but continue in the MD program will be charged the MD tuition rate for those semesters in which they were enrolled as MD/MHA or MD/PhD. Students in the MD/MHA program are enrolled medical students in the first three years of instruction. In the fourth year, the students are full-time MHA students and pay the standard masters tuition and fee rate. In the fifth year, the students are again enrolled as medical students and pay the Executive Program per credit hour fee for MHA courses.

⁽²⁾ IBMS students who are required to enroll in a reduced curriculum will be charged a per credit hour rate equal to one eleventh of the full-time tuition for one semester.

Virginia Commonwealth University
Typical Charges by School
School of Medicine
MCV Campus

	Resident			Nonresident		
	2013-14	2014-15	\$ Chg.	2013-14	2014-15	\$ Chg.
<i>Paramedic Program (Non-degree, credit program) per credit hour ⁽¹⁾</i>						
Tuition	\$ 295.00	\$ 315.00		\$ 295.00	\$ 315.00	
Technology Fee	4.61	4.61		4.61	4.61	
Library Fee	n/a	2.08		n/a	2.08	
Total	\$ 299.61	\$ 321.69	\$ 22.08	\$ 299.61	\$ 321.69	\$ 22.08
<i>International Programs in Addiction Studies</i>						
<i>IPAS Program</i>						
<i>Full-time (18 credit hours in Fall and Spring semesters) ⁽²⁾</i>						
Tuition	\$ 28,692.00	\$ 29,880.00		\$ 28,692.00	\$ 29,880.00	
<i>Part-time (8 credit hours in the Fall and Spring semesters) ⁽²⁾</i>						
Tuition	\$ 12,752.00	\$ 13,280.00		\$ 12,752.00	\$ 13,280.00	
School of Medicine Fees						
Quantitative Physiology Course Fee (assessed to Biomedical Engineering students)	\$ 85.00	\$ 85.00	\$ 0.00	\$ 85.00	\$ 85.00	\$ 0.00
Human Physiology Lab Fee (PHIZ 206)	\$ 95.00	\$ 95.00	\$ 0.00	\$ 95.00	\$ 95.00	\$ 0.00
Medicine Student Government Fee	\$ 80.00	\$ 80.00	\$ 0.00	\$ 80.00	\$ 80.00	\$ 0.00
Alumni Transcript Fee (per request)	\$ 5.00	\$ 5.00	\$ 0.00	\$ 5.00	\$ 5.00	\$ 0.00
First Professional Students						
Course Syllabi Fee - M1 and M2 Classes	\$ 56.00	\$ 0.00	\$ (56.00)	\$ 56.00	\$ 0.00	\$ (56.00)
Drug Screening Fee ⁽³⁾	\$ 0.00	\$ 40.00	\$ 40.00	\$ 0.00	\$ 40.00	\$ 40.00
Medical Electives Fee (non-VCU students)	\$ 100.00	\$ 100.00	\$ 0.00	\$ 100.00	\$ 100.00	\$ 0.00
INOVA Campus Fee	\$ 1,277.00	\$ 1,297.00	\$ 20.00	\$ 1,277.00	\$ 1,297.00	\$ 20.00
Simulation Fee	\$ 219.00	\$ 275.00	\$ 56.00	\$ 219.00	\$ 275.00	\$ 56.00
Application Fee	\$ 80.00	\$ 80.00	\$ 0.00	\$ 80.00	\$ 80.00	\$ 0.00
Disability Insurance Fee	\$ 43.00	\$ 40.00	\$ (3.00)	\$ 43.00	\$ 40.00	\$ (3.00)

⁽¹⁾ The Paramedic Program requires students to take two courses for a total of 16 credit hours. Each course takes two semesters to complete.

⁽²⁾ Existing students will continue to pay the FY 2014 rate. The increased rate for FY 2015 is for new incoming students only.

⁽³⁾ The Drug Screening Fee only applies to M-I and M-III First Professional students.

Virginia Commonwealth University
Typical Charges by School
School of Nursing
MCV Campus

	Resident			Nonresident		
	2013-14	2014-15	\$ Chg.	2013-14	2014-15	\$ Chg.
Full-Time Credit Hour Undergraduate Students						
Mandatory Tuition and Fees						
Tuition- 15 Credit Hours ⁽¹⁾	\$ 9,876.82	\$ 10,222.50		\$ 26,735.68	\$ 27,671.52	
University Fee	1,757.46	1,757.46		1,757.46	1,757.46	
Technology Fee	83.00	83.00		83.00	83.00	
Library Fee	n/a	50.00		n/a	50.00	
Health Service Fee	195.00	195.00		195.00	195.00	
Student Government Fee	36.00	36.00		36.00	36.00	
Capital Outlay Fee	n/a	n/a		612.00	612.00	
Undergraduate Clinical Fee ⁽²⁾	540.00	540.00		540.00	540.00	
HESI Testing Fee ⁽³⁾	200.00	200.00		200.00	200.00	
Total	\$ 12,688.28	\$ 13,083.96	\$ 395.68	\$ 30,159.14	\$ 31,144.98	\$ 985.84

Full-Time Block Schedule Undergraduate Students

Mandatory Tuition and Fees						
Tuition	\$ 8,174.00	\$ 8,460.00		\$ 22,126.00	\$ 22,900.00	
University Fee	1,757.46	1,757.46		1,757.46	1,757.46	
Technology Fee	83.00	83.00		83.00	83.00	
Library Fee	n/a	50.00		n/a	50.00	
Health Service Fee	195.00	195.00		195.00	195.00	
Student Government Fee	36.00	36.00		36.00	36.00	
Capital Outlay Fee	n/a	n/a		612.00	612.00	
Undergraduate Clinical Fee ⁽²⁾	540.00	540.00		540.00	540.00	
HESI Testing Fee ⁽³⁾	200.00	200.00		200.00	200.00	
Total	\$ 10,985.46	\$ 11,321.46	\$ 336.00	\$ 25,549.46	\$ 26,373.46	\$ 824.00

⁽¹⁾ Tuition assumes 15 credit hours per semester; 30 credit hours for the fall and spring semesters, although 12 credits per semester (24 credits per year) is considered full-time. Tuition rates for full-time credit hour undergraduate students are listed on page III-7. Total tuition will depend on the number of credit hours taken.

⁽²⁾ All students enrolled in courses with clinical components are required to pay \$90 per undergraduate clinical credit hour. The estimates above assume that the student is enrolled in two clinical courses per academic year.

⁽³⁾ This rate applies to Traditional students. Accelerated students pay \$360.

Virginia Commonwealth University
Typical Charges by School
School of Nursing
MCV Campus

	Resident			Nonresident		
	2013-14	2014-15	\$ Chg.	2013-14	2014-15	\$ Chg.

Full-Time Graduate Students

Masters Programs

Mandatory Tuition and Fees

Tuition	\$ 9,911.00	\$ 10,258.00		\$ 20,378.00	\$ 21,091.00	
University Fee	1,757.46	1,757.46		1,757.46	1,757.46	
Technology Fee	83.00	83.00		83.00	83.00	
Library Fee	n/a	50.00		n/a	50.00	
Health Service Fee	195.00	195.00		195.00	195.00	
Student Government Fee	36.00	36.00		36.00	36.00	
Capital Outlay Fee	n/a	n/a		612.00	612.00	
Clinical Laboratory Supervision Fee ⁽¹⁾	540.00	540.00		540.00	540.00	
Total	\$ 12,522.46	\$ 12,919.46	\$ 397.00	\$ 23,601.46	\$ 24,364.46	\$ 763.00

Doctoral Programs ⁽²⁾

Mandatory Tuition and Fees

Tuition	\$ 8,178.00	\$ 8,464.00		\$ 17,432.00	\$ 18,042.00	
University Fee	1,757.46	1,757.46		1,757.46	1,757.46	
Technology Fee	83.00	83.00		83.00	83.00	
Library Fee	n/a	50.00		n/a	50.00	
Health Service Fee	195.00	195.00		195.00	195.00	
Student Government Fee	36.00	36.00		36.00	36.00	
Capital Outlay Fee	n/a	n/a		612.00	612.00	
Clinical Laboratory Supervision Fee ⁽¹⁾	540.00	540.00		540.00	540.00	
Total	\$ 10,789.46	\$ 11,125.46	\$ 336.00	\$ 20,655.46	\$ 21,315.46	\$ 660.00

School of Nursing Fees

Admission Deposit (undergraduate/graduate)	\$ 250.00	\$ 250.00	\$ 0.00	\$ 250.00	\$ 250.00	\$ 0.00
Undergraduate Clinical Lab Fee (per credit hour)	\$ 90.00	\$ 90.00	\$ 0.00	\$ 90.00	\$ 90.00	\$ 0.00
Graduate Clinical Lab Fee (per credit hour)	\$ 90.00	\$ 90.00	\$ 0.00	\$ 90.00	\$ 90.00	\$ 0.00
RN-BS Program Fee (per credit hour)	\$ 50.00	\$ 50.00	\$ 0.00	\$ 50.00	\$ 50.00	\$ 0.00
Nursing Education Fee (per credit hour) ⁽³⁾	n/a	\$ 25.00	n/a	n/a	\$ 25.00	n/a
Health Education Systems, Inc. (HESI) Testing Fee, Traditional BS - per semester not including summer	\$ 100.00	\$ 100.00	\$ 0.00	\$ 100.00	\$ 100.00	\$ 0.00
HESI Testing Fee, Accelerated BS - per semester including summer	\$ 120.00	\$ 120.00	\$ 0.00	\$ 120.00	\$ 120.00	\$ 0.00

⁽¹⁾ All students enrolled in courses with clinical components are required to pay \$90 per graduate clinical credit hour.

The estimates above assume that the student is enrolled in two clinical courses per academic year. Also, graduate students enrolled in undergraduate clinical courses must pay \$90 per undergraduate clinical credit.

⁽²⁾ Students outside of VCU, who will be taking VCU School of Nursing doctoral courses through NEXus, will be assessed a rate determined by NEXus, and will be exempt from all university and program specific fees. The rate for FY 2014-2015 is \$775 per credit hour regardless of residency status.

⁽³⁾ The Nursing Education Fee is not charged to students paying the RN-BS Program Fee.

Virginia Commonwealth University
Typical Charges by School
School of Pharmacy
MCV Campus

	Resident			Nonresident		
	2013-14	2014-15	\$ Chg.	2013-14	2014-15	\$ Chg.

Full-Time Students

Masters Programs

Mandatory Tuition and Fees

Tuition	\$ 9,911.00	\$ 10,258.00		\$ 20,378.00	\$ 21,091.00	
University Fee	1,757.46	1,757.46		1,757.46	1,757.46	
Library Fee	n/a	50.00		n/a	50.00	
Health Service Fee	195.00	195.00		195.00	195.00	
Student Government Fee	36.00	36.00		36.00	36.00	
Capital Outlay Fee	n/a	n/a		612.00	612.00	
Pharmacy Technology Fee	300.00	300.00		300.00	300.00	
Total	\$ 12,199.46	\$ 12,596.46	\$ 397.00	\$ 23,278.46	\$ 24,041.46	\$ 763.00

Doctoral Programs

Mandatory Tuition and Fees

Tuition	\$ 8,178.00	\$ 8,464.00		\$ 17,432.00	\$ 18,042.00	
University Fee	1,757.46	1,757.46		1,757.46	1,757.46	
Library Fee	n/a	50.00		n/a	50.00	
Health Service Fee	195.00	195.00		195.00	195.00	
Student Government Fee	36.00	36.00		36.00	36.00	
Capital Outlay Fee	n/a	n/a		612.00	612.00	
Pharmacy Technology Fee	300.00	300.00		300.00	300.00	
Total	\$ 10,466.46	\$ 10,802.46	\$ 336.00	\$ 20,332.46	\$ 20,992.46	\$ 660.00

First Professional Programs - PharmD

P1, P2, P3, and P4 Students

Mandatory Tuition and Fees

Tuition	\$ 23,756.00	\$ 24,469.00		\$ 34,237.00	\$ 35,264.00	
University Fee	1,757.46	1,757.46		1,757.46	1,757.46	
Library Fee	n/a	50.00		n/a	50.00	
Health Service Fee	195.00	195.00		195.00	195.00	
Student Government Fee	36.00	36.00		36.00	36.00	
Capital Outlay Fee	n/a	n/a		612.00	612.00	
Pharmacy Technology Fee	300.00	300.00		300.00	300.00	
Experiential Placement Fee	350.00	350.00		350.00	350.00	
Pharmacy School Government Fee	50.00	50.00		50.00	50.00	
Total	\$ 26,444.46	\$ 27,207.46	\$ 763.00	\$ 37,537.46	\$ 38,614.46	\$ 1,077.00

Note: In lieu of the University Fee, Health Service Fee, and Student Government Fee, PharmD, students on the INOVA Campus pay an INOVA Campus Fee that supports student recreation, student health, and student counseling programs. The INOVA Campus Fee is \$1,000 for FY 2014-2015.

Virginia Commonwealth University
Typical Charges by School
School of Pharmacy
MCV Campus

	Resident			Nonresident		
	2013-14	2014-15	\$ Chg.	2013-14	2014-15	\$ Chg.
Part-Time Students						
<i>Masters Programs</i>						
Tuition	\$ 550.61	\$ 569.89		\$ 1,132.11	\$ 1,171.72	
University Fee	73.23	73.23		73.23	73.23	
Technology Fee	4.61	4.61		4.61	4.61	
Library Fee	n/a	2.08		n/a	2.08	
Student Government Fee ⁽¹⁾	7.00	7.00		7.00	7.00	
Capital Outlay Fee	n/a	n/a		25.50	25.50	
Total	\$ 635.45	\$ 656.81	\$ 21.36	\$ 1,242.45	\$ 1,284.14	\$ 41.69
<i>Doctoral Programs</i>						
Tuition	\$ 454.33	\$ 470.22		\$ 968.44	\$ 1,002.33	
University Fee	73.23	73.23		73.23	73.23	
Technology Fee	4.61	4.61		4.61	4.61	
Library Fee	n/a	2.08		n/a	2.08	
Student Government Fee ⁽¹⁾	7.00	7.00		7.00	7.00	
Capital Outlay Fee	n/a	n/a		25.50	25.50	
Total	\$ 539.17	\$ 557.14	\$ 17.97	\$ 1,078.78	\$ 1,114.75	\$ 35.97
<i>First Professional Programs</i>						
PharmD Program						
Tuition	\$ 1,061.00	\$ 1,093.00		\$ 1,880.00	\$ 1,936.00	
University Fee	73.23	73.23		73.23	73.23	
Library Fee	n/a	2.08		n/a	2.08	
Student Government Fee ⁽¹⁾	7.00	7.00		7.00	7.00	
Capital Outlay Fee	n/a	n/a		25.50	25.50	
Pharmacy Technology Fee ⁽¹⁾	150.00	150.00		150.00	150.00	
Experiential Placement Fee ⁽¹⁾	175.00	175.00		175.00	175.00	
Total	\$ 1,466.23	\$ 1,500.31	\$ 34.08	\$ 2,310.73	\$ 2,368.81	\$ 58.08

⁽¹⁾ Per semester charge.

Virginia Commonwealth University
Typical Charges by School
School of Pharmacy
MCV Campus

	Resident			Nonresident		
	2013-14	2014-15	\$ Chg.	2013-14	2014-15	\$ Chg.
Nontraditional PharmD						
Tuition - Clerkship	\$ 274.00	\$ 274.00		\$ 274.00	\$ 274.00	
Pharmacy Technology Fee ⁽¹⁾	150.00	150.00		150.00	150.00	
University Fee	0.00	0.00		0.00	0.00	
Library Fee	n/a	2.08		n/a	2.08	
Student Government Fee ⁽¹⁾	7.00	7.00		7.00	7.00	
Experiential Placement Fee ⁽¹⁾	175.00	175.00		175.00	175.00	
Capital Outlay Fee	n/a	n/a		n/a	n/a	
Total	<u>\$ 606.00</u>	<u>\$ 608.08</u>	\$ 2.08	<u>\$ 606.00</u>	<u>\$ 608.08</u>	\$ 2.08

Note: The Non-Traditional PharmD program is a limited program to allow practicing pharmacists to complete a PharmD degree. Additional enrollees are not anticipated as the program is completed. The current enrollees have completed the didactic portion and will only be enrolled in the P4 clerkship. Therefore, the didactic fee is no longer needed for this program.

School of Pharmacy Fees

Admission Deposit - PharmD	\$ 500.00	\$ 500.00	\$ 0.00	\$ 1,000.00	\$ 1,000.00	\$ 0.00
Technology Fee (in lieu of University Technology Fee)	\$ 300.00	\$ 300.00	\$ 0.00	\$ 300.00	\$ 300.00	\$ 0.00
INOVA Campus Fee (in lieu of the University Fee)	\$ 1,000.00	\$ 1,000.00	\$ 0.00	\$ 1,000.00	\$ 1,000.00	\$ 0.00
Experiential Placement Fee (full-time)	\$ 350.00	\$ 350.00	\$ 0.00	\$ 350.00	\$ 350.00	\$ 0.00
Experiential Placement Fee (part-time, per semester)	\$ 175.00	\$ 175.00	\$ 0.00	\$ 175.00	\$ 175.00	\$ 0.00
Prior Year Experience Fee for Nontraditional PharmD Program	\$ 250.00	\$ 250.00	\$ 0.00	\$ 250.00	\$ 250.00	\$ 0.00
School of Pharmacy Student Government Fee	\$ 50.00	\$ 50.00	\$ 0.00	\$ 50.00	\$ 50.00	\$ 0.00
Application Fee	\$ 30.00	\$ 30.00	\$ 0.00	\$ 30.00	\$ 30.00	\$ 0.00

⁽¹⁾ Per semester charge.

Virginia Commonwealth University
Miscellaneous Fees

	Resident			Nonresident		
	2013-14	2014-15	\$ Chg.	2013-14	2014-15	\$ Chg.
Undergraduate Application Fee/On Paper ⁽¹⁾	\$ 65.00	\$ 65.00	\$ 0.00	\$ 65.00	\$ 65.00	\$ 0.00
Undergraduate Application Fee/On-line ⁽¹⁾	\$ 50.00	\$ 50.00	\$ 0.00	\$ 50.00	\$ 50.00	\$ 0.00
Graduate Application Fee	\$ 65.00	\$ 65.00	\$ 0.00	\$ 65.00	\$ 65.00	\$ 0.00
Undergraduate Tuition Deposit (New Students)	\$ 100.00	\$ 100.00	\$ 0.00	\$ 100.00	\$ 100.00	\$ 0.00
Transfer Orientation Program Fee	\$ 45.00	\$ 45.00	\$ 0.00	\$ 45.00	\$ 45.00	\$ 0.00
Freshman Orientation Program Fee	\$ 95.00	\$ 95.00	\$ 0.00	\$ 95.00	\$ 95.00	\$ 0.00
Installment Payment Plan Fee	\$ 25.00	\$ 25.00	\$ 0.00	\$ 25.00	\$ 25.00	\$ 0.00
Late Fee (on unpaid balances) ⁽²⁾	\$ 100.00	\$ 100.00	\$ 0.00	\$ 100.00	\$ 100.00	\$ 0.00
Student Transcript Fee (per request)	\$ 5.00	\$ 5.00	\$ 0.00	\$ 5.00	\$ 5.00	\$ 0.00
Credit by Examination ⁽³⁾	\$ 30.00	\$ 30.00	\$ 0.00	\$ 30.00	\$ 30.00	\$ 0.00
University College Pre-Health Sciences Advising Credential File Fee	\$ 20.00	\$ 20.00	\$ 0.00	\$ 20.00	\$ 20.00	\$ 0.00
University College Campus Learning Center Learning Support Fee ⁽⁴⁾	\$ 20.00	\$ 20.00	\$ 0.00	\$ 20.00	\$ 20.00	\$ 0.00
Cooperative Education Fee						
Full-Time	\$ 70.00	\$ 70.00	\$ 0.00	\$ 70.00	\$ 70.00	\$ 0.00
Part-Time	\$ 35.00	\$ 35.00	\$ 0.00	\$ 35.00	\$ 35.00	\$ 0.00
On-Line Fee - Per Credit Hour	\$ 55.00	\$ 55.00	\$ 0.00	\$ 55.00	\$ 55.00	\$ 0.00
Life Sciences Lab Fees - Per Course						
BNFO 251, 252, 301, 541, 601, 650, 653, 691	\$ 65.00	\$ 65.00	\$ 0.00	\$ 65.00	\$ 65.00	\$ 0.00
ENVS 201, ENVZ 335	\$ 65.00	\$ 65.00	\$ 0.00	\$ 65.00	\$ 65.00	\$ 0.00
ENVS 591	\$ 125.00	\$ 125.00	\$ 0.00	\$ 125.00	\$ 125.00	\$ 0.00
College of Humanities and Sciences Fees - Per Course						
Science Lab Fee for Chemistry, Biology Forensic Sciences 1xx, 2xx, 3xx, 4xx, and 5xx level courses	\$ 65.00	\$ 65.00	\$ 0.00	\$ 65.00	\$ 65.00	\$ 0.00
Science Lab Fee for Forensic Science for 6xx level courses	\$ 65.00	\$ 65.00	\$ 0.00	\$ 65.00	\$ 65.00	\$ 0.00
College of Humanities and Sciences Fees - Per Credit Hour						
Foreign Language Lab Fee	\$ 9.00	\$ 10.00	\$ 1.00	\$ 9.00	\$ 10.00	\$ 1.00
World Cinema Courses	\$ 9.00	\$ 10.00	\$ 1.00	\$ 9.00	\$ 10.00	\$ 1.00

⁽¹⁾ The President may waive the application fee for selected student groups.

⁽²⁾ \$100 or 10% of outstanding balance, whichever is less.

⁽³⁾ Per credit hour charge for undergraduate students who seek to receive course credit by examination.

⁽⁴⁾ Fee applies to freshmen, sophomores, and juniors.

Course Overload Fee

In addition to the tuition charges identified herein, full-time block schedule undergraduate students are also charged at the part-time per credit hour rate for each additional hour exceeding 18 credit hours per semester in which the student is enrolled. Full-time graduate students are also charged at the part-time per credit hour rate for each additional hour exceeding 15 credit hours per semester in which the student is enrolled.

See the schedule of part-time student charges for per credit hour rates. Students enrolled in overload courses are charged the additional per credit hour amount for tuition. The overload fee does not apply to students in first professional programs or other programs which specifically require the student to enroll in courses that exceed the applicable maximum number of credit hours.

Other Charges

In addition to the tuition and fee charges identified herein, the President or his designee(s) may set tuition and fee charges for courses offered by the University. These rates shall be consistent with the University's mission, the overall tuition and fee schedule, and State requirements.

**Virginia Commonwealth University
Student Housing Rates**

	<u>2013-14 Room Rate</u>	<u>2014-15 Room Rate</u>	<u>Increase from 2013-14 ⁽¹⁾</u>
<u>MCV Campus:</u>			
<i>Cabaniss</i>			
Single	\$ 6,161.00	\$ 5,998.00	\$ (163.00)
Double	\$ 5,215.00	\$ 5,272.00	\$ 57.00
<i>Bear, Rudd, Warner & McRae</i>			
Single	\$ 6,970.00	\$ 6,998.00	\$ 28.00
Double	\$ 5,215.00	\$ 5,272.00	\$ 57.00
<u>Monroe Park Campus:</u>			
<i>Rhoads</i>			
Triple (3 occupants)	\$ 4,866.00	\$ 4,988.00	\$ 122.00
Double	\$ 5,274.00	\$ 5,432.00	\$ 158.00
<i>Johnson Hall</i>			
Triple (3 occupants)	\$ 4,866.00	\$ 4,988.00	\$ 122.00
Double	\$ 5,274.00	\$ 5,432.00	\$ 158.00
Single-Small	\$ 5,842.00	\$ 5,998.00	\$ 156.00
<i>Gladding, Phase I</i>			
Double	\$ 5,966.00	\$ 6,098.00	\$ 132.00
Single	\$ 7,065.00	\$ 7,278.00	\$ 213.00
<i>Gladding, Phase II</i>			
Double	\$ 5,454.00	\$ 5,598.00	\$ 144.00
Triple	\$ 4,866.00	\$ 4,988.00	\$ 122.00
<i>Gladding, Phase III</i>			
Double	\$ 6,390.00	\$ 6,582.00	\$ 192.00
Single (2 bedroom)	\$ 7,524.00	\$ 7,750.00	\$ 226.00
Single (4 bedroom)	\$ 7,110.00	\$ 7,324.00	\$ 214.00
<i>Brandt Hall</i>			
Double	\$ 6,615.00	\$ 6,814.00	\$ 199.00
<i>Honors College</i>			
	\$ 7,524.00	\$ 7,750.00	\$ 226.00
<i>Cary & Belvidere Apartments (12 month)</i>			
Single (2 bedroom)	\$ 9,116.00	\$ 9,384.00	\$ 268.00
Single (4 bedroom)	\$ 8,216.00	\$ 8,376.00	\$ 160.00
<i>Ackell Residence Center (12 month)</i>			
Single (2 bedroom)	\$ 8,902.00	\$ 9,168.00	\$ 266.00
Single (4 bedroom)	\$ 7,931.00	\$ 8,172.00	\$ 241.00
<i>West Grace Street Apartments (12 month)</i>			
Single (4 bedroom)	\$ 8,220.00	\$ 8,376.00	\$ 156.00
Double (2 bedroom)	\$ 7,020.00	\$ 7,188.00	\$ 168.00
<i>West Grace Street North Apartments (12 month)</i>			
Single (Efficiency)	\$ 9,400.00	\$ 9,682.00	\$ 282.00
Single (1 bedroom)	\$ 9,900.00	\$ 9,900.00	\$ 0.00
Single (2 bedroom)	\$ 9,116.00	\$ 9,384.00	\$ 268.00
Single (4 bedroom)	\$ 8,220.00	\$ 8,376.00	\$ 156.00
Double (2 bedroom)	\$ 7,020.00	\$ 7,188.00	\$ 168.00
<u>Other Housing Rates</u>			
<i>Broad & Belvidere Apartments (12 month)</i>			
Single (1 bedroom)	\$ 9,159.00	\$ 9,432.00	\$ 273.00
Single (2 bedroom)	\$ 8,902.00	\$ 9,168.00	\$ 266.00
Single (3 bedroom)	\$ 8,159.00	\$ 8,400.00	\$ 241.00
Single (4 bedroom)	\$ 7,931.00	\$ 8,172.00	\$ 241.00

⁽¹⁾ Rate adjustments reflect a move from historical rate increases to strategic increases based several factors, including: similar pricing for same amenities and style of facility, increasing competitive pricing of new local private developments, and overall commitment to lowering costs for students to retain residency on campus from first year to second year.

**Virginia Commonwealth University
Dining Plan Rates Per Semester**

	2012-13	2013-14	2014-15	
			Rate Increases ⁽²⁾ Rates	\$ Chg.
300 Block Plan w/ \$100 per semester ⁽¹⁾	\$ 1,909.00	\$ 2,020.00	\$ 2,080.00	\$ 60.00
250 Block Plan w/ \$300 per semester ⁽¹⁾	\$ 1,880.00	\$ 1,975.00	\$ 2,025.00	\$ 50.00
250 Block Plan w/ \$175 per semester ⁽¹⁾	\$ 1,755.00	\$ 1,850.00	\$ 1,900.00	\$ 50.00
200 Block Plan w/ \$300 per semester ⁽¹⁾	\$ 1,728.00	\$ 1,814.00	\$ 1,860.00	\$ 46.00
200 Block Plan w/ \$150 per semester ⁽¹⁾	\$ 1,578.00	\$ 1,664.00	\$ 1,710.00	\$ 46.00
150 Block Plan w/ \$105 per semester	\$ 1,182.00	\$ 1,248.00	\$ 1,284.00	\$ 36.00
140 Block Plan w/ \$300 per semester (RA's Only)	\$ 1,196.00	\$ 1,259.00	\$ 1,287.00	\$ 28.00
100 Block Plan w/ \$75 per semester	\$ 801.00	\$ 845.00	\$ 868.00	\$ 23.00
50 Meal Plan w/ \$75 per semester	\$ 471.00	\$ 495.00	\$ 508.00	\$ 13.00
25 Block Plan w/ \$75 per semester	\$ 285.00	\$ 298.00	\$ 305.00	\$ 7.00
5 Block Plan w/ \$160 per semester	\$ 202.00	\$ 205.00	\$ 206.00	\$ 1.00

⁽¹⁾ All students residing in University Housing, other than graduate students or VCU apartment residents, are required to purchase a residential dining plan. Residential dining plans are indicated above with a (1).

⁽²⁾ Rate increases reflect the new Aramark contract.

**Virginia Commonwealth University
Parking Rates Per Semester**

	2012-13	2013-14	2014-15	
			Rate Increases Rates	\$ Chg.
Student Rates Per Semester ⁽¹⁾				
Monroe Park Campus				
Student Commuters	\$ 175.00	\$ 190.00	\$ 196.00	\$ 6.00
Student Residential - 5 Months	\$ 276.00	\$ 296.00	\$ 305.00	\$ 9.00
Student Residential - 6 Months	\$ 310.00	\$ 330.00	\$ 340.00	\$ 10.00
MCV Campus				
Student Commuters - On-Campus Facilities	\$ 175.00	\$ 190.00	\$ 196.00	\$ 6.00
Student Commuters - Off-campus lots	\$ 130.00	\$ 150.00	\$ 155.00	\$ 5.00
Student Residential - 5 Months	\$ 276.00	\$ 296.00	\$ 305.00	\$ 9.00
MCV Campus - Advance Start Program ⁽²⁾				
Student Commuters - On-Campus Facilities	\$ 210.00	\$ 230.00	\$ 237.00	\$ 7.00
Student Commuters - Off-campus lots	\$ 156.00	\$ 176.00	\$ 181.00	\$ 5.00
Student Residential	\$ 332.00	\$ 352.00	\$ 363.00	\$ 11.00
Summer Permit Rates ⁽³⁾				
Monthly	\$ 50.75	\$ 55.00	\$ 57.00	\$ 2.00
Weekly	\$ 11.25	\$ 12.70	\$ 13.75	\$ 1.05
Evening Permits				
<i>EV Permit - All Facilities - 3:30 pm to 2:00 am</i>	\$ 33.00	\$ 38.00	\$ 40.00	\$ 2.00
Daily Rates - All Facilities	\$ 4.00	\$ 10.00	\$ 10.00	\$ 0.00
Hourly Rates				
<i>1 Hour or part thereof</i>	n/a	\$ 1.00	\$ 1.00	\$ 0.00
<i>2 Hours or part thereof</i>	n/a	\$ 2.00	\$ 2.00	\$ 0.00
<i>3 Hours or part thereof</i>	n/a	\$ 4.00	\$ 4.00	\$ 0.00
<i>4 Hours or part thereof</i>	n/a	\$ 6.00	\$ 6.00	\$ 0.00
<i>5 Hours or part thereof</i>	n/a	\$ 8.00	\$ 8.00	\$ 0.00
<i>6 Hours or part thereof</i>	n/a	\$ 10.00	\$ 10.00	\$ 0.00
Maximum Daily		\$ 10.00	\$ 10.00	\$ 0.00

⁽¹⁾ Beginning FY 2014-2015, annual permits will be available for students at twice the semester rate.

⁽²⁾ Advance Start Program rate has been adjusted to include two additional weeks of parking.

⁽³⁾ Summer permit rates are tailored for individual programs and are based on the weekly/monthly permit rate.

Virginia Commonwealth University

Glossary of Student Fees

Advanced Dental Education Fee: This is a fee assessed to post-DDS students, and the revenues are used to offset post-DDS program training costs.

Allied Health Professions Radiation Sciences Fee: This is a fee assessed to undergraduate students enrolled in the Radiation Sciences program. The revenues are used in laboratory and clinical training for items such as gloves, masks, IV fluids and tubing, radioactive sources, immobilization equipment, ECG equipment, and training models.

Allied Health Professions Department of Occupational Therapy Fees: These are fees assessed to both full-time and part-time graduate students enrolled in the Occupational Therapy program. The revenues are for cadavers, cremation, assistive and instructional technology lab supplies, equipment and maintenance, and field work related instruction.

Allied Health Professions Clinical Laboratory Science Fees: These are fees assessed to both full-time and part-time undergraduate and graduate students enrolled in Clinical Laboratory Science programs. The fees are used for laboratory reagents, supplies, personal protective equipment, challenge exams, and clinical rotation laboratory manuals.

Allied Health Professions Clinical Laboratory Science- fee for repeating the Clinical Qualifying Examination: This is a fee assessed to undergraduate students enrolled in the Clinical Laboratory Science program who require a re-take of the Clinical Qualifying exam after one unsuccessful attempt. The fees are used for preparation, copying, and proctoring of the Clinical Qualifying Examination.

Allied Health Professions Program Fee: This is a required fee for all new MHA graduate students entering Fall 2014 to cover the costs associated with skills assessment, leadership orientation activities, and industry speakers. The fee does not apply to third year students during their residency year enrolled in HADM 694 and 695.

American Dental Association Fee: This is a fee assessed to all DDS students for required membership in the American Dental Association.

Board Plans: Students who live in University residence halls are required to purchase a weekly meal plan. The only exceptions are pharmacy students, graduate students, and students living in University housing with full kitchens. Students may choose from several different plans for the Fall, Spring, and Summer terms. Board plans are also offered to commuter students, faculty, and staff. Costs vary according to each plan.

Capital Outlay Fee: This is a mandatory fee assessed to all on-campus nonresident students. As required by the State Appropriation Act, revenue from the fee is used to reimburse the Virginia College Building Authority for a portion of the debt service costs attributable to nonresident students on bonds issued under the 21st Century Program. In addition, revenue from this fee is used to reimburse the State Treasury Board for costs attributable to nonresident students for the debt service on bond issues used to finance equipment purchases through the Higher Education Equipment Trust Fund (HEETF).

Cooperative Education Fee: This is a fee charged to all students for each term they are placed in Cooperative Education positions.

Course Overload Fee: This is a per credit hour fee for continuing undergraduate students enrolled in more than 18 credit hours and for graduate students enrolled in more than 15 credit hours per semester. The course overload fee does not apply to first professional programs or other programs that specifically require the student to exceed the applicable maximum number of credit hours.

Credit by Examination Fee: This fee is a per credit hour charge for undergraduate students who seek to receive course credit by examination.

Dental Hygiene Instrument Fees: These are flat fees charged to dental hygiene students for instrument rental and instrument purchase. The fees collected are used to support the purchase, distribution, sterilization, and storage of all clinical equipment in the dental hygiene program.

Dental Hygiene Printing Fee: This is a flat fee charged to first and second year Dental Hygiene students. The revenues are used to support the costs of printing in the student computer lab and production of course syllabi.

Dental Instrument Fees: These are flat fees charged to dentistry students for instrument rental and instrument purchase. The fees collected are used to support the purchase, distribution, sterilization, and storage of all clinical equipment in the dental education program.

Doctor of Nurse Anesthesia Practice Program Fee: This is a fee charged to all Nurse Anesthesia Program students. The fees are used to cover the costs associated with program administration.

English Language Program: Fees are assigned to each student taking individual English language program classes and for application and placement test registration. All revenues are used to support the program. Specific fees include the course fee, application fee, placement test fee, and administrative support fee.

Foreign Language Lab Fee: This is a per credit hour fee charged to students enrolled in selected foreign language courses. Revenues are used to defray the language-learning laboratory.

Freshmen Orientation Program Fee: This is a fee charged to freshmen students participating in the overnight orientation program. Revenues are used to offset program costs.

H-1-B Visa Processing Fee: This is a one-time fee charged to non-U.S. citizens wanting to work at VCU. Revenues are used to support the Immigration Services unit and the Office of International Education.

Health Administration Professional Masters Program Fee: This is a fee charged to all Health Administration Executive Masters Program students. The fees are used to cover costs associated with program administration. Non-majors taking courses are assessed a per credit hour charge equal to that paid by majors in the program.

Health Service Fee: This is a required fee for all full-time students on both campuses. Part-time students may participate on an optional basis but must pay the full fee. The health service fee covers unlimited visits to University Student Health Services for the diagnosis and treatment of acute and chronic illnesses. The student health fee does not cover accidental injury and hospitalization. Fee revenues are used to cover operating costs for University Student Health Services.

Information Systems Knowledge Equivalency Test Out (KET) Fee: This is an optional fee which allows students to obtain credit by examination for the required INFO 160 course.

Installment Payment Plan Fee: This fee is assessed to any student who elects to participate in the University Installment Payment Plan. To participate, the student must have current tuition, fees, dormitory, and board charges of \$100 or greater. The plan distributes the costs for a term into four equal installments. The plan is offered during the Fall and Spring terms only.

Late Payment Fee (on unpaid balances): This fee is assessed to any student whose payment for tuition and fees is not received by the established deadline for each term.

Library Fee: This is a required fee for all full- and part-time students. Full-time students pay a flat rate. Part-time students pay a per credit hour rate. Fee revenues are used to sustain around the clock hours at Cabell Library and the new library facility, expand hours at Tompkins-McCaw Library, strengthen digital tools and offerings, and generally support operating costs for VCU Libraries.

Medical Electives Program Fee: This fee is assessed to students from other medical schools applying for electives at the School of Medicine. The revenue is used for medical student scholarship support and to offset operating costs directly related to medical electives.

Medical School Student Government Fee: This fee is required for all full-time first professional students and students enrolled in the MD/PhD and MD/MHA programs. This fee is in addition to the student government fee and funds an expanded student orientation, a student newsletter, and other events of student interest for the School of Medicine.

Office of International Education English Language Program Fee: This is a per credit hour fee charged to non-native international students who require individual/specific language instruction in order to begin or continue study at a U.S. university. The fee is charged to support ELP faculty, staff, and other OIE operating costs.

On-line Fee: This is a per credit hour fee for undergraduate and graduate online courses. This fee is to support the costs in the offices of Online@VCU, Technology Services, and Strategic Enrollment Management. This fee is for operational and personnel support to develop and maintain on-line courses.

Ph.D. in Health Related Science Program Fee: This is a fee charged to all students in the PhD program. The fees are used to cover costs associated with program administration. Non-majors taking courses are assessed a per credit hour charge equal to that paid by majors.

Pharmacy Clerkship/Practicum Fee: This fee is required for all Pharmacy Doctoral students enrolled in the School of Pharmacy. The revenues offset the cost of clerkship site development, expansion, and other costs associated with the practicum experience. A clerkship/placement fee is also assessed to nontraditional PharmD students for the same purpose.

Pharmacy INOVA Campus Fee: This is a fee charged to all School of Pharmacy students enrolled on the INOVA Campus in lieu of the University Fee, Health Service Fee and Student Government Fee. This fee supports student recreation, student health, and student counseling programs.

Pharmacy School Government Fee: This fee is required for all full-time students enrolled in the Pharmacy Doctoral program in the School of Pharmacy. This fee is in addition to the student government fee and supports conferences, guest lecturers, student activities, and other projects.

Pharmacy Technology Fee: This fee is required for all graduate and PharmD students (traditional and nontraditional) enrolled in the School of Pharmacy. The fee directly benefits students through increased access to computers and other instruction-related technology improvements.

Private Music Lessons Fee: This is a fee charged to all non-music majors and is used to cover the cost of private music lessons.

Room Charges: These fees are paid by all students living in University residence halls. Costs vary by residence hall and room occupancy.

School of Business Majors Fee: This is a required comprehensive fee charged to all full- and part-time School of Business majors. The fee is used to fund programs within the School of Business.

School of Business Non-Business Majors Fee: This fee is assessed only to non-business major students who enroll in upper division business courses. Revenue from the fee is used to support instructional costs in the School of Business.

School of Dentistry Anatomy Fee: The fee is assessed to first professional dentistry students in their first year only. The fee is used for the purchase and final dispersal (cremation services) of cadavers for anatomy courses.

School of Dentistry Clinical Component Fee: Dental students who do not complete their clinical component on time are assessed a fee for each additional month the student requires for completion beyond the expected completion date. The fee is used to cover additional costs associated with the extended use of clinical facilities.

School of Dentistry Clinical Electronic Health Record Laptop Fee: This is a flat fee charged to first year First Professional and Dental Hygiene students, and second year International Dentistry Students during the first semester of entry. The fee covers the purchase of a laptop that will ensure the security of patient data.

School of Dentistry Clinical Simulation Fee: The fee is assessed to first professional dentistry students in their first year only. The fee is used to purchase dental supplies and materials, including teeth and equipment, for the mannequin simulation preclinical course.

School of Dentistry Clinical Technology Fee: This is a flat fee charged to all School of Dentistry students. This fee is used to purchase and support the upgraded clinical technology system, as the clinic converts to keep in line with federal initiatives of electronic records, patient and student needs in the work setting.

School of Dentistry Clinical Support Fee: This is a flat fee charged to first, second, and third year dental students. The revenues are used to offset the cost of dental supplies and equipment.

School of Dentistry Printing Fee: This is a flat fee charged to first, second, and third year dental students. The revenues are used to support the costs of printing in the student computer lab and production of course syllabi.

School of Dentistry Disability Insurance Fee: This is a flat fee charged to all School of Dentistry students. The revenues are used to purchase disability insurance policies.

School of Dentistry Remediation Course Fee: This is a per credit hour fee charged as needed based on the School of Dentistry's requirement for students to remediate a DDS professional program course.

School of Education Instructional Lab Fee: This is a fee assessed to students enrolling in selected courses to cover the cost of lab materials.

School of Education Student Teaching Internship Fee: This is a fee charged only to graduate education students. The revenue is used to pay honoraria to teachers who assist with student teaching.

School of Engineering Instructional Lab Fee: This is a fee charged to students enrolled in instructional lab courses through the School of Engineering.

School of Medicine Disability Insurance Fee: This is a flat fee charged to all School of Medicine students. Long-term disability insurance coverage is required for medical students under accreditation guidelines.

School of Medicine Drug Screening Fee: This is a flat fee that covers the cost of drug screening required at matriculation and at the start of the clinical year for Medicine First Professional Students.

School of Medicine INOVA Campus Fee: This is a fee charged to all School of Medicine students enrolled on the INOVA Campus. The fee supports student recreation, student health, and student counseling programs.

School of Medicine – Quantitative Physiology Fee: This is a flat fee charged to Biomedical Engineering students enrolled in introductory quantitative physiology courses. Revenues are used to offset related supplies and materials costs.

School of Medicine – Supplemental Simulation Fee: This fee is charged to all full-time first professional students. The fees collected are used to support equipment, supplies and other associated costs with administering simulation curriculum activity.

School of Nursing Clinical Lab Fees: This is a per credit hour charge for undergraduate and graduate students enrolled in clinical credit courses in the School of Nursing. Revenues are used to defray the cost of clinical courses.

School of Nursing Education Fee: This is a per credit hour charge for undergraduate and graduate students enrolled in the School of Nursing. This fee will not be charged to Nursing students already paying the RN-BS Program Fee. Revenues support instructional and administrative expenses associated with education and clinical placement.

School of Nursing Health Education Systems, Inc. (HESI) Testing Fee: This fee is charged to nursing students in the Traditional and Accelerated BS programs on a semester basis. This fee will cover the costs incurred by the School of Nursing for providing student access to the HESI testing package through the Evolve Testing and Remediation System through a third party provider. The SON requires a standardized testing and remediation system in order to promote student success on the licensure examination upon graduation, and important outcome of nursing programs. This system is not available directly to students and must be contracted through the School of Nursing.

School of Nursing Bachelor of Science Online Fee: This is a per credit hour fee charged to Bachelor of Science Nursing students enrolled in online courses. The fee is used to offset expenses related to instruction, supplies, mail, and telecommunications associated with distance learning.

School of Nursing Program Fee: This is a fee charged to undergraduate and graduate students enrolled in the School of Nursing. This fee is used to offset the cost of the three day anatomy laboratory camp, simulation training, equipment, and supplies.

School of Physical Therapy Program Fee: This is a fee charged to graduate students enrolled in the School of Physical Therapy. This fee is used to offset the cost of the new online clinical performance instrument fee, cadavers, equipment and practice exam for professional license.

School of Social Work Field Education Placement Fee: This is a fee charged to Social Work students for costs associated with field instruction and placement in participating agencies in Virginia, Washington D.C., and neighboring states.

School of Social Work Off-Campus Student Government Fee: This is a required fee for all students enrolled in the off-site Social Work program in the School of Social Work. This fee supports conferences, guest lecturers, student activities, and other projects.

School of Social Work Premium Program Fee: This is a per credit hour fee charged to each student enrolled in the MSW Distance Education program. The revenues are used to support instructional and administrative expenses with the field education requirement.

Science Lab Fee: This is a per course hour fee charged to students enrolled in selected Biology, Chemistry, and Forensic Science courses.

Student Activity Fee: This is a required fee for all full-time and part-time Monroe Park Campus students. The fee supports activities scheduled throughout the academic year, such as concerts, plays, student organizations, and publications.

Student Government Fee: This is a required fee for all full-time and part-time students on the MCV Campus. This fee supports social, cultural, and other MCV Campus activities.

Student Parking Rates: Students living on or off-campus may purchase parking subscriptions every semester. Special daily rates are also offered to students parking in the West Main Street or West Broad Street decks. The revenues collected are used to pay operating costs for the parking program.

Student Transcript Fee: This is a fee assessed to students requesting copies of official transcripts. The revenues are used to cover mailing and processing costs for the transcripts.

Technology Fee: This is a required fee for all undergraduate, graduate, and first-professional students on both campuses. The fee is used to provide for a student's technological needs and to support University-wide technological initiatives. Student input is a critical component in determining the use of the revenue derived from the technology fee.

Transfer Orientation Program Fee: This is a fee charged to transfer students participating in the orientation program. Revenues are used to offset program costs.

University College – Campus Learning Center Fee: This is a fee assessed to freshmen, sophomore, and junior students. The revenue received from this fee will pay for tutors, supplemental instruction leaders, and writing consultants for undergraduates.

University College – Pre-Health Sciences Advising Credential File Fee: This is a fee assessed to Pre-med and Pre-dental students using Pre-Health Sciences Advising services. The revenue received from this fee will be used to offset the subscription charged by an outside vendor to transmit credential packets of pre-health students and fund Pre-Health Committee expenses and the Health Expo.

University Fee: This is a required fee for all full- and part-time students on both campuses. Full-time students pay a flat rate. Part-time students pay a per credit hour rate. This fee is used by the University to support recreational sports facilities, the Student Commons, campus development, career and counseling centers, student disability and student service center, intercollegiate athletics, and other programs.

This page intentionally left blank.

**VIRGINIA COMMONWEALTH UNIVERSITY
FY 2014-2015 UNIVERSITY BUDGET PLAN**

Glossary of Budget Terms

**Virginia Commonwealth University
FY 2014-2015 University Budget Plan**

Glossary of Budget Terms

A. Revenue

Budgeted revenue is derived from either State appropriated general or nongeneral funds.

- 1. General Funds (GF)** General funds is a term used in the State Appropriation Act to describe State tax dollars. State tax dollars support Educational and General Programs and Student Financial Assistance Programs.

- 2. Nongeneral Funds (NGF)** Nongeneral funds is a term used to describe all funds raised exclusively by VCU to support its budgeted expenditures. Nongeneral funds are derived from the following sources:
 - a. Student Tuition and Fees** Revenue from the tuition and fee charges described.

 - b. Grants and Contracts** Reimbursement of expenditures from Federal, State, and local agencies sponsoring projects at the University.

 - c. Gifts** A gift to the University can be in the form of cash, securities, tangible personal property (works of art, antiques, books, etc.), intangible personal property (copyrights, patents, contract, royalties, etc.), and real estate.

 - d. Endowment Income** Endowment funds require the principal to be maintained in perpetuity. The income from the endowment can generally be used for any purpose, unless certain restrictions have been imposed by the donor.

 - e. Foundation Support** Revenue received from the VCU Foundation, the MCV Foundation, the VCU Real Estate Foundation, the VCU School of Engineering Foundation, or the VCU School of Business Foundation.

 - f. Income from Trust Funds** Income earned from a trust held by the University in a trustee capacity. The income is used for University operations.

- g. Investment Income** Income generated from the University’s investment securities.
- h. Sales and Services** Revenue from charges made by a specific organizational unit for the delivery of goods and services.

3. Tuition and Fees Tuition and fee policy for Virginia’s colleges and universities is set by the Governor and the General Assembly through the Appropriation Act. The Board of Visitors approved tuition and fee rates. Tuition and fee charges at VCU fall under one of the following categories below.

a. Tuition Tuition categories:

- 1. Credit Hour** A per credit rate structure is used for all full-time (defined as 12 or more credit hours) undergraduate students enrolled beginning the fall semester 2013. A 50% discount is applied to all credits 15 and above. Rate varies based upon residency status and instructional program.
- 2. Block Schedule** Undergraduate full-time block schedule students (defined as students enrolled prior to fall semester 2013) are charged a fixed rate for up to 18 credits. Credits over 18 are assessed an overload rate equal to the part-time rate per credit. Rate varies based upon residency status and instructional program.
- 3. Graduate** A fixed rate is charged to graduate and professional students based upon instructional program, residency status, and the level of enrollment.

b. Fees Charges in excess of tuition, which is related to a specific program, or set of programs. Fees at VCU include:

- 1. Technology Fee** This is a required fee for all undergraduate, graduate, and first-professional students on both campuses. The fee is used to provide for a student’s technological needs and to support University-wide technological initiatives. Student input is a critical component in determining the use of the revenue derived from the technology fee.
- 2. University Fee** This is a required fee for all full- and part-time students on both campuses. Full-time students pay a flat rate. Part-time students pay a per credit hour rate. This fee is used by the University to support recreational sports facilities, the Student Commons, campus development, career and counseling centers, student disability and student service center, intercollegiate athletics, and other programs.

3. **Health Service Fee** This is a required fee for all full-time students on both campuses. Part-time students may participate on an optional basis but must pay the full fee. The health service fee covers unlimited visits to University Student Health Services for the diagnosis and treatment of acute and chronic illnesses. The student health fee does not cover accidental injury and hospitalization. Fee revenues are used to cover operating costs for University Student Health Services.
4. **Student Activity Fee
Student Government Fee** This is a required fee for all full-time and part-time Monroe Park Campus students. The fee supports activities scheduled throughout the academic year, such as concerts, plays, student organizations, and publications.
5. **Library Fee** This is a required fee for all full- and part-time students on both campuses. Full-time students pay a flat rate. Part-time students pay a per credit hour rate. Fee revenues are used to sustain around the clock hours in Cabell Library and the new library facility, expand hours at Tompkins-McCaw Library, strengthen digital tools and offerings, and generally support operating costs for VCU Libraries.
6. **Capital Outlay Fee** This is a mandatory fee assessed to all on-campus nonresident students. As required by the State Appropriation Act, revenue from the fee is used to reimburse the Virginia College Building Authority for a portion of the debt service costs attributable to nonresident students on bonds issued under the 21st Century Program. In addition, revenue from this fee is used to reimburse the State Treasury Board for costs attributable to nonresident students for the debt service on bond issues used to finance equipment purchases through the Higher Education Equipment Trust Fund (HEETF).
7. **Room Charge** These fees are paid by all students living in University residence halls. Costs vary by residence hall and room occupancy.
8. **Board Plan** Students who live in University residence halls are required to purchase a weekly meal plan. The only exceptions are pharmacy students, graduate students, and students living in University housing with full kitchens. Students may choose from several different plans for the Fall, Spring, and Summer terms. Board plans are also offered to commuter students, faculty, and staff. Costs vary according to each plan.

9. Program or Course Fees

A variety of fees separately charged by schools and departments based on a student's enrollment in certain programs and courses. These fees range from a Dentistry Instrument Rental Fee to general application fees and specific course fees in all schools.

B. Expenditures

Expenditures are budgeted on a program basis. The program expenditure classifications used in the budget are nationally recognized by colleges and universities. They allow for comparative reporting and are used for analytical purposes. These expenditure classifications are:

1. Instruction

Expenditures of the college, schools, departments, and other instructional divisions of the institution. Expenditures for departmental research and public service that are not separately budgeted are included. Expenditures for both credit and non-credit activities are included, as are general academic instruction, special session instruction, off-campus instruction, medical and dental instruction, and non-credit community education conducted by the teaching faculty.

2. Research

This category includes all funds expended for activities specifically organized to produce research outcomes and commissioned by an agency either external to the institution or separately budgeted by an organizational unit within the institution.

3. Public Service

All funds budgeted specifically for public service and expended for activities established primarily to provide non-instructional services beneficial to groups external to the institution.

4. Academic Support

This category includes expenditures for the support services that are an integral part of the institution's primary mission of instruction, research, or public service. Included are expenditures for libraries, dean's offices, course and curriculum development, and the dental clinic.

5. Student Services

Funds expended for admissions, registrar activities, financial aid administration, and activities whose primary purpose is to contribute to students' emotional and physical well-being and to their intellectual, cultural, and social development outside the context of the formal instructional program.

- | | |
|--|--|
| 6. Institutional Support | Expenditures for the day-to-day operational support of the institution, excluding expenditures for physical plant operations. Included are general administrative services, executive direction and planning, legal and fiscal operations, and public relations/development. |
| 7. Operation and Maintenance of Plant | Expenditures for operations established to provide service and maintenance related to the campus grounds and facilities. |
| 8. Scholarships and Fellowships | Expenditures made in the form of outright grants, tuition and fee remissions, and trainee stipends to students enrolled in formal coursework, either for credit or non-credit. |
| 9. Auxiliary Enterprises | Self-supporting activities established to furnish goods and services to students, faculty, and staff. |
| 10. Hospital Services | Expenditures made for services in support of the VCU Health System through the Operations and Services Agreement (OSA), the Clinical, Educational, and Research Service Agreement (CERSA), and operation and maintenance services for leased space. |