


VCU

Virginia Commonwealth University

Tuition and Fees and University Budget Plan 2010-11



**VCU Board of Visitors
May 21, 2010**

**Virginia Commonwealth University
Tuition and Fees
and
University Budget Plan
2010-11**

Table of Contents

TAB I	Highlights of the 2010-11 University Budget Plan	I-1
	Executive Summary	I-2
	Enrollment Trends and Projections	I-4
	Budget Actions of the 2010 General Assembly	I-5
	Tuition and Fees	I-6
	Sources and Uses Summary by Program	I-7
TAB II	Detail of the 2010-11 University Budget Plan	
	Educational and General Programs	II-1
	Sponsored Programs	II-9
	Facilities and Administrative Cost Recoveries	
	Auxiliary Enterprise Programs	II-15
	University Funds	II-23
	Student Financial Assistance	II-27
	Glossary of Financial Aid Terms	
	Hospital Services	II-33
TAB III	2010-11 Tuition and Fees	III-1
TAB IV	Glossary of Budget Terms	IV-1

**VIRGINIA COMMONWEALTH UNIVERSITY
2010-11 UNIVERSITY BUDGET PLAN**

Highlights

Virginia Commonwealth University
2010-2011 Budget Plan
(in thousands)

	2009-2010 Budget Plan*	2010-2011 Budget Plan	Percentage Change
<u>Sources</u>			
General Funds	\$ 187,027	\$ 181,774	-2.8%
Federal Stimulus Funds	20,542	23,161	12.7%
<u>Nongeneral Funds</u>			
Educational and General Tuition and Fees	238,425	275,537	15.6%
Grants and Contracts			
Sponsored Programs	176,333	189,940	7.7%
Financial Aid	16,846	24,842	47.5%
Sales and Services			
Auxiliary Sales and Service	57,895	58,579	1.2%
University Fee/Student Health Fee	42,764	44,463	4.0%
Other Sales and Services	66,600	65,386	-1.8%
Gifts and Investment Income	24,523	29,110	18.7%
Other Revenues	6,772	7,306	7.9%
Total Nongeneral Funds	<u>630,158</u>	<u>695,163</u>	10.3%
Total Sources	<u><u>\$ 837,727</u></u>	<u><u>\$ 900,098</u></u>	7.4%
 <u>Uses</u>			
<u>Educational and General</u>			
President	\$ 3,555	\$ 3,774	6.16%
Provost/Academic Affairs			
Libraries	15,338	15,510	1.12%
School of Arts	22,198	19,300	-13.06%
VCUQ	36,366	35,709	-1.81%
College of Humanities and Sciences	48,793	47,524	-2.61%
School of Business	21,523	22,123	-2.79%
School of Education	10,522	10,453	-0.66%
School of Engineering	12,523	12,973	3.59%
School of Social Work	5,234	5,356	2.33%
Other	57,831	80,322	38.89%
Total Provost/Academic Affairs	<u>230,328</u>	<u>249,270</u>	8.22%
Health Sciences			
School of Allied Health Professions	12,996	12,806	-1.46%
School of Medicine	63,180	64,050	1.38%
School of Dentistry	20,600	21,270	3.25%
School of Nursing	7,890	7,966	0.96%
School of Pharmacy	12,836	12,389	-3.48%
VCU Public Health	6,368	6,493	1.96%
Massey Cancer Center	1,420	2,815	98.24%

	2009-2010	2010-2011	Percentage
	Budget Plan	Budget Plan	Change
Other	8,255	6,227	-24.57%
Total Health Sciences	133,545	134,016	0.35%
Research	6,779	6,864	1.25%
Finance and Administration	74,133	83,282	12.34%
Advancement	2,500	2,446	-2.16%
Government Relations	566	554	-2.12%
University Relations	3,429	3,088	-9.94%
Central University	21,608	26,890	24.44%
Total Educational and General	476,443	510,184	7.08%
Non Educational and General			
Sponsored Programs	145,762	158,511	8.75%
FACR	24,079	24,779	2.91%
Total Sponsored Programs	169,841	183,290	7.92%
Auxiliary Enterprises			
Housing/Dining/Student Services	44,938	49,184	9.45%
Parking and Transportation	16,406	14,508	-11.57%
Intercollegiate Athletics/Siegel Center	16,408	17,689	7.81%
Recreational Sports/Student Unions	10,523	14,357	36.43%
University Services and Other	1,981	407	-79.45%
Contingencies	5,090	4,132	-18.82%
Total Auxiliary Enterprises	95,346	100,277	5.17%
University Funds	25,640	31,098	21.29%
Student Financial Assistance	37,410	45,406	21.37%
Hospital Services	22,426	21,780	-2.88%
Total Non Educational and General	350,663	381,851	8.89%
Total Uses	\$ 827,106	\$ 892,035	7.85%

Budget for auxiliary enterprises includes use of balances and prior year's revenues.

**Reflects the budget adopted by the Board of Visitors in May, 2009. During the 2010 legislative session the General Assembly reduced general funds to \$184,290 and reduced federal stimulus funds to \$13,799.*

Executive Summary

The Budget Plan for 2010-11 was prepared against a continuing weak economy and state general fund reductions bolstered, somewhat, by federal stimulus funding. The federal government's stimulus bill offset for two years the more recent reductions in state support, but that is expected to come to an abrupt halt in FY 2011-12 in what is becoming known as "the cliff."

In FY 2009-10, VCU receives \$12.6 million less state support than it did in FY 2000-01, despite enrolling 8,370 more students (an increase of 35 percent). In total, the loss of E&G operating support will have been reduced by a net of \$65.2 million since the beginning of FY 2007-08 – about 32 percent. Between FY 2009-10 and FY 2011-12, VCU has to prepare for the loss of an additional \$35.5 million in state support and federal stimulus funding.

In addition to the loss of funding, VCU is facing additional unavoidable costs each year. Combined, these factors result in a known budget problem of \$40 million by FY 2011-12.

At its meeting on April 29, 2010, The Board adopted tuition rates for the 2011 academic year to begin to address the cliff in FY 2011-12, along with the need to add faculty and student financial aid:

Student Group	FY 2010 T&F*	T&F Increase	FY 2011 T&F*
Resident Undergraduates	\$ 7,117	\$ 1,700	\$ 8,817
Non-resident Undergraduates	20,749	1,200	21,949
Resident Masters	10,014	500	10,514
Non-resident Masters	19,177	1,017	20,194

**Includes tuition and mandatory fees paid by all students. Includes a \$5 per credit hour increase on non-resident students mandated by the GA.*

A complete listing of tuition and fee charges by program is included behind Tab III.

The budget plan includes a reduction of state support of \$5.3 million compared to the budget plan adopted for 2009-10, with federal stimulus funding temporarily providing \$23.2 million to offset a portion of cumulative state reductions.

The reductions in state support continue a trend of declining support which has been evident for much of this decade. In the proposed budget plan, state funding supports about 31% of the E&G budget, while student tuition and fees are projected to provide 54%.

Key Allocations in the Proposed Budget

- \$11.3 million will be allocated to hire new faculty on the Monroe Park and MCV campuses.
- VCU's ongoing funding of financial aid for FY 2010-11 will more than double -- \$4.8 million will be added as on-going funding to the existing \$3.75 million .
- Strategic use of one-time funding will be used to ensure revenues are available in FY 2011-12 when federal stimulus funding dries up (\$18.0 million).
 - Student financial aid to help ensure retention and graduation of continuing students with high academic achievement and financial need;
 - Instructional and research equipment purchases;
 - State-mandated employee bonus and fringes (VCU share);
 - Simulation equipment for the School of Medicine;
 - Equipment for the Director of the Structural Biology Institute;
 - Massey Cancer Center funding for the unfunded extension of the NCI Designation;

- Renovations of Oliver Hall Laboratory and Arts-Doctoral Enrollment Studio Space;
- Additional Instructors for Summer School, 2010;
- Support for Core Labs; and
- Purchase of leased property.

Enrollment

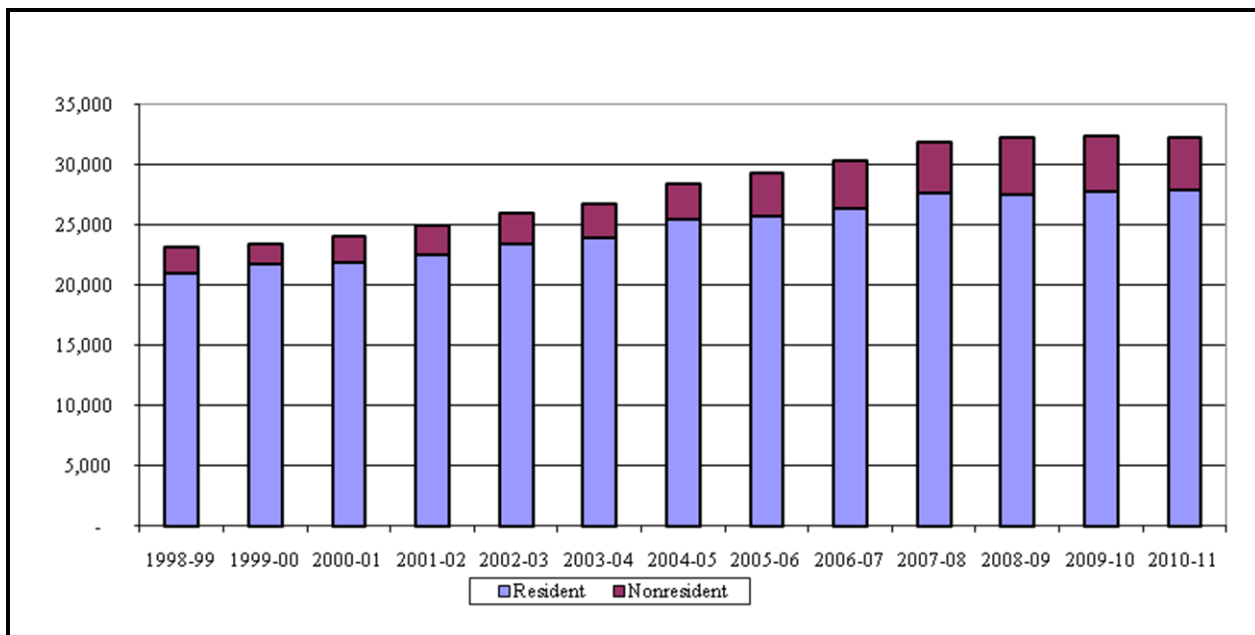
The 2010-11 budget plan is based on projected headcount enrollment of 32,254 for Fall 2010 – a decrease of 182 students overall. Decreased enrollment comes largely from graduate and doctoral areas of study as well as off-campus programs. Freshmen enrollment is projected to be 3,650 – slightly smaller than last year’s entering class. Enrollment will continue to be dominated by Virginia residents, who will comprise about 86% of total students and about 92% of undergraduates. Nonresident students are expected to decrease about 208 students to 4,363 total. Full time equivalent students as a percent of headcount enrollment have increased from 78% in Fall 1999 to 88% in Fall 2011, indicating a continued clear shift toward full-time enrollment.

Below is a comparison of actual enrollments for Fall 2009 and projected enrollments for Fall 2010:

Actual and Projected Enrollments FY10 and FY11

Headcount	Actual Fall 2009			Projected Fall 2010			Change Fall 2009 to 2010		
	Resident	Nonresident	Total	Resident	Nonresident	Total	Resident	Nonresident	Total
On-Campus									
Undergraduate	19,425	1,953	21,378	19,713	1,813	21,526	288	(140)	148
Non-degree Undergraduate	810	400	1,210	800	350	1,150	(10)	(50)	(60)
Graduate - Masters and Certificate	2,776	808	3,584	2,710	799	3,509	(66)	(9)	(75)
Graduate - Doctoral	868	607	1,475	839	587	1,426	(29)	(20)	(49)
Non-degree Graduate	558	93	651	503	88	591	(55)	(5)	(60)
First Professional	1,099	544	1,643	1,096	571	1,667	(3)	27	24
Total On-Campus	25,536	4,405	29,941	25,661	4,208	29,869	125	(197)	(72)
Off-Campus	2,329	166	2,495	2,230	155	2,385	(99)	(11)	(110)
Total Headcount	27,865	4,571	32,436	27,891	4,363	32,254	26	(208)	(182)
Annual FTE	23,962	4,492	28,454	23,977	4,427	28,404	15	(65)	(50)
First-Time Freshmen	3,285	380	3,665	3,300	350	3,650	15	(30)	(15)
Transfer Students	1,881	162	2,043	1,900	150	2,050	19	(12)	7

Virginia Commonwealth University
Headcount Enrollment
By Residency



Legislative Actions

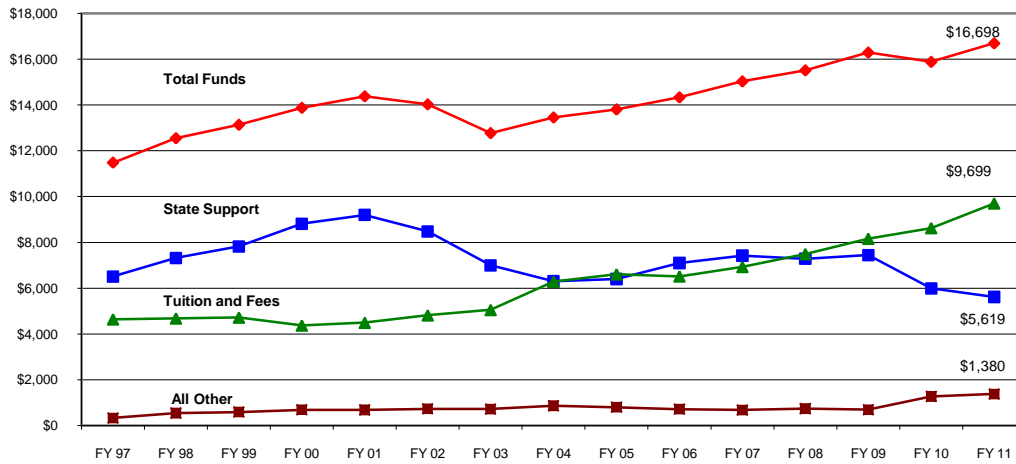
2010 General Assembly

The University’s 2010-11 budget plan reflects the Appropriation Act adopted by the 2010 General Assembly. Key actions taken by the General Assembly affecting the University’s budget include:

- Funding reductions that leave state support for VCU at only 31 percent of the University’s E&G budget;
- Appropriation of \$23.2 million for the final year of federal stimulus funding;
- Level funding in need-based student financial assistance of \$17.5 million;
- Contingent funding for equipment through the Higher Education Equipment Trust Fund;
- Contingent requirement for up to a 3 percent state mandated employee bonus and fringe benefits;
- Mandated increase in the Capital Fee charged to out-of-state students by \$5.00 per credit hour with a required transfer from the University to the Commonwealth increasing from \$1,237,060 to \$1,854,000.

Estimated state funding will decrease from \$5,989 per FTE student in FY 2009-10 to \$5,619 in 2010-11. A graph of the University’s E&G funding per FTES from 1996-97 to 2010-11 is presented on the next page. The shift in cost from the state to students which has occurred over the past decade is projected to continue.

**Virginia Commonwealth University
E & G Funds Per Full Time Equivalent Student**



Tuition and Fees

The budget plan is based on the 2010-11 tuition and fee rate proposals in tab III and as summarized below:

Full Time Undergraduate Program			
Monroe Park Campus			
Residents	\$7,117	\$8,817	23.9%
Nonresidents	\$20,749	\$21,949	5.8%
MCV Campus			
Residents	\$7,063	\$8,763	24.1%
Nonresidents	\$20,695	\$21,895	5.8%
Full Time Masters Program			
Monroe Park Campus			
Residents	\$10,014	\$10,514	5.0%
Nonresidents	\$19,177	\$20,194	5.3%
MCV Campus			
Residents	\$9,994	\$10,494	5.0%
Nonresidents	\$19,157	\$20,174	5.3%
Full time Doctoral Program			
Monroe Park Campus			
Residents	\$9,122	\$9,122	0.0%
Nonresidents	\$18,210	\$18,215	0.0%
MCV Campus			
Residents	\$9,102	\$9,102	0.0%
Nonresidents	\$18,190	\$18,195	0.0%

Sources and Uses

Table B presents the 2010-11 operating budget by major fund source and program classification. Budgeted revenue is derived from two sources – state general fund appropriations and a variety of nongeneral fund revenues.

State general fund appropriations come from state tax revenue appropriated by the General Assembly. General fund appropriations are used primarily to support Educational and General (E&G) programs and Student Financial Assistance.

Nongeneral funds describe revenues raised by VCU from six recurring sources:

- Student tuition and fees;
- Grants and contracts (expenditures by federal, state and local agencies' sponsored projects and student aid grants);
- Gifts (private money received from donors);
- Investment and endowment earnings (interest earned on the University's cash investment pool and endowment payouts from the University's affiliated foundations);
- Sales and services (charges made by organizational units for goods and services, such as University housing and food services); and
- Unrestricted gifts from MCV Physicians to support the academic mission of the School of Medicine.

Nongeneral fund revenues support a variety of purposes, including E&G programs, auxiliary enterprises, sponsored research activities, student financial assistance, and other programs.

Grants and Contracts: Grants and Contracts are sources from sponsored programs, including research projects, training grants, and similar activities funded by a variety of sponsoring governmental and private agencies for specific purposes and are estimated at \$189.9 million for 2010-11. In addition, the budget includes \$24.8 million in student grants for student financial assistance for a total of \$214.7 million.

Auxiliary Enterprises: Auxiliary Enterprises provide a variety of goods and services to students, faculty and staff, including residential and food services, student health programs, parking and transportation, student recreational programs, student centers, bookstores, and intercollegiate athletics. Auxiliary Enterprise programs receive no state taxpayer support and are funded through user fees, sales, and mandatory student fees. For 2010-11, sources supporting auxiliary programs total about \$107.9 million. The allocation of sources supporting the auxiliary enterprises budget by program area is presented on the next page:

<i>(in thousands)</i>	Total	Percent
Program	Revenue	of Total
Residential Services	\$ 21,993	20%
Dining Services	21,249	20%
Parking and Transportation	14,508	13%
Intercollegiate Athletics	13,242	12%
Recreational Sports	8,671	8%
Student Commons and Activities	5,686	5%
Capital Reserves / Contingency	5,413	5%
Student Health	5,254	5%
Siegel Center and Other Facilities	5,178	5%
University Services	3,317	3%
Student Development Programs	2,133	2%
Retail Services and Other Shops	1,296	1%
Total	\$ 107,940	100%

* Includes use of fund balances.

Auxiliary Enterprises accumulate reserves in order to maintain facilities, finance renovation and construction costs, and address unanticipated costs. During the fiscal year, auxiliary enterprise programs are projected to use about \$3.5 million in balances and add \$7.7 million to reserves for future capital projects and planned improvements. A full accounting of sources and uses is detailed behind Tab II under Auxiliary Enterprises.

Capital Reserves and Other: A total of \$12.4 million is budgeted University-wide for reserves and contingencies in 2010-11. The largest reserves are budgeted at \$7.9 million in E&G programs, \$4.1 million in auxiliary enterprises and \$0.4 million in Facilities and Administrative Costs. These reserves provide a pool of funds that may be accumulating to fund debt service, or allocated during the year to address unanticipated cost increases and other one-time funding needs.

The 2010-11 budget plan projects a budget balance of \$8.0 million, primarily attributable to the need for auxiliary enterprises to maintain required reserves and accumulate balances for equipment and facility maintenance and upgrade.

A more detailed discussion of the 2010-11 budget by fund group (Educational and General Programs, Sponsored Programs, Facilities and Administrative Cost Recoveries, Auxiliary Enterprises, University Funds, Student Financial Assistance, and Hospital Services) is included at Tab II.

Table B
Virginia Commonwealth University
2010-11 University Budget Plan
Sources and Uses Summary
(in thousands)

FY 2010-11 Sources	Educational & General Programs	Sponsored Programs		Auxiliary Enterprises	University Funds	Student Financial Assistance	Hospital Services	Total University	Change from 2009-10 Budget Plan	
		Direct Costs	Facilities & Admin. Costs						Amount	Percent
State General Fund	\$ 159,638	\$ 1,572	\$ -	\$ -	\$ -	\$ 20,564	\$ -	\$ 181,774	\$ (6,201)	-3.3%
Nongeneral Funds										
Student Tuition and Fees	275,537	-	-	44,463	-	-	-	320,000	38,811	13.8%
Grants and Contracts	8,222	156,939	24,779	-	-	24,842	-	214,782	21,603	11.2%
Federal Stimulus	23,161	-	-	-	-	-	-	23,161	2,619	12.7%
Gifts and Investment Earnings	157	-	-	1,605	27,348	-	-	29,110	4,587	18.7%
Sales and Services	43,206	-	-	58,579	-	-	22,180	123,965	418	0.3%
Other Sources	263	-	-	3,293	3,750	-	-	7,306	534	7.9%
Total Nongeneral Funds	350,546	156,939	24,779	107,940	31,098	24,842	22,180	718,324	68,572	10.6%
Total University Sources	\$ 510,184	\$ 158,511	\$ 24,779	\$ 107,940	\$ 31,098	\$ 45,406	\$ 22,180	\$ 900,098	\$ 62,371	7.4%
FY 2010-11 Uses										
Instruction	\$ 258,632	\$ 22,381	\$ -	\$ -	\$ 6,309	\$ -	\$ -	\$ 287,322	\$ (14,384)	-4.8%
Research	7,831	135,509	13,916	-	6,287	-	-	163,543	24,102	17.3%
Public Service	4,159	621	-	-	637	-	-	5,417	369	7.3%
Academic Support	95,345	-	3,477	-	10,004	-	-	108,826	17,602	19.3%
Student Services	13,168	-	-	-	466	-	-	13,634	(876)	-6.0%
Institutional Support	55,899	-	1,500	-	2,376	-	-	59,775	10,354	21.0%
Operation and Maintenance of Plant	45,457	-	3,923	-	1,133	-	1,000	51,513	(4,145)	-7.4%
Scholarships and Fellowships	21,773	-	1,598	-	3,886	45,406	-	72,663	24,640	51.3%
Auxiliary Enterprises	-	-	-	96,145	-	-	-	96,145	5,889	6.5%
Hospital Services	-	-	-	-	-	-	20,780	20,780	254	1.2%
Subtotal Uses	502,264	158,511	24,414	96,145	31,098	45,406	21,780	879,618	63,805	7.8%
Reserves and Contingencies	7,920	-	365	4,132	-	-	-	12,417	1,124	10.0%
Total University Uses	\$ 510,184	\$ 158,511	\$ 24,779	\$ 100,277	\$ 31,098	\$ 45,406	\$ 21,780	\$ 892,035	\$ 64,929	7.9%

**VIRGINIA COMMONWEALTH UNIVERSITY
2010-11 UNIVERSITY BUDGET PLAN**

Educational and General Programs

Table A
Virginia Commonwealth University
2010-11 University Budget Plan
Educational and General Programs
(in thousands)

	2009-10 Budget Plan*	2010-11 Budget Plan	Change Over 2009-10
SOURCES			
State General Fund	\$ 165,681	\$ 159,638	-3.6%
Nongeneral Fund			
Student Tuition and Fees	238,425	275,537	15.6%
Federal Stimulus	20,542	23,161	12.7%
Grants and Contracts	8,222	8,222	0.0%
Sales and Services	43,573	43,626	0.1%
Total Nongeneral Fund Sources	<u>310,762</u>	<u>350,546</u>	12.8%
Total Sources	<u><u>\$ 476,443</u></u>	<u><u>\$ 510,184</u></u>	7.1%
USES			
Instruction	\$ 262,282	\$ 258,632	-1.4%
Research	10,892	7,831	-28.1%
Public Service	3,922	4,159	6.0%
Academic Support	80,348	95,345	18.7%
Student Services	14,130	13,168	-6.8%
Institutional Support	46,078	55,899	21.3%
Operation and Maintenance of Plant	47,624	45,457	-4.6%
Scholarships and Fellowships	5,368	21,773	305.6%
Contingency	5,799	7,920	36.6%
Total Uses	<u><u>\$ 476,443</u></u>	<u><u>\$ 510,184</u></u>	7.1%

* Reflects the budget adopted by the Board of Visitors in May, 2009. During the 2010 legislative session, the General Assembly reduced general funds to \$162,154 and reduced federal stimulus funds to \$13,799.

**Virginia Commonwealth University
2010-11 University Budget Plan
Educational and General Programs**

Overview

Educational and General (E&G) programs include all of the University's instructional programs and related support services. Revenue is derived mainly from state general fund appropriations, student tuition, and instructional fees. The 2010-11 budget reflects the actions of the 2010 General Assembly and tuition and fee rates as presented at Tab III.

Highlights

A summary of E&G sources and uses, which total \$510.2 million, is presented in Table A.

The 2010-11 E&G budget plan is focused on meeting three key objectives:

- Provide significant additional financial aid to mitigate the effect of tuition increases on students, using both federal stimulus funds and VCU E&G revenues;
- Provide resources to add instructional faculty; and
- Begin to prepare for the funding cliff in FY 2012 – comprised of a combined \$35.5 million loss of state funds and federal stimulus funding.

The E&G budget allocates approximately 80% of its resources to the basic missions of instruction, research, public service and support for students and faculty in accomplishing those missions. Another 9% of the E&G budget is allocated to maintaining the physical plant, leaving 11% of the resources allocated to institutional support.

Table B presents a summary of 2010-11 changes in state general fund support for the University's core operating programs.

Table C presents a summary of changes in projected tuition and fee revenue above the 2009-10 budget, including enrollment growth, tuition rate changes, and other program and fee adjustments.

Table D presents changes to the 2009-10 Budget Plan expense budget, including unavoidable costs and investments in new initiatives.

Table B
Virginia Commonwealth University
2010-11 Educational and General Programs Budget Plan
General Funds
(in thousands)

1. 2009-10 State General Fund Budget Plan	\$ 165,681
2. 2009-10 Actions	
a. General Fund Reductions	(5,973)
b. Budget Adjustments	<u>2,446</u>
c. Total 2009-10 Actions	<u>(3,527)</u>
3. 2009-10 Adjusted General Funds Budget	162,154
4. 2010-11 Actions	
a. General Fund Appropriations	<u>(2,516)</u>
b. Total 2010-11 Actions	<u>(2,516)</u>
5. Total 2010-2011 State General Funds Budget	<u><u>\$ 159,638</u></u>

Table C
Virginia Commonwealth University
2010-11 Educational and General Programs Budget Plan
Tuition and Fees
(in thousands)

1.	2009-10 Tuition and Fees Budget Plan	\$ 238,425
2.	2009-10 Actions	
	a. 2009-10 tuition revenue from enrollment growth / improved retention	1,385
	b. 2009-10 fee adjustments	685
	c. Uncollectible factor moved from contra revenue to expenditures	2,980
	d. Total	5,050
3.	2009-10 Adjusted Tuition and Fees Budget	\$ 243,475
4.	2010-11 Actions	
	a. 2010-11 change in resident and nonresident enrollment / improved retention at 2009-10 tuition rates	(2,396)
	b. 2010-11 tuition rate increases:	
	Regular, summer session and all other changes	28,712
	Dentistry	592
	Medicine	334
	Pharmacy	837
	c. Total 2010-11 Actions	30,475
	d. Uncollectible factor moved from contra revenue to expenditure	3,463
	e. Fee adjustments	520
5.	2010-11 Tuition and Fees Budget	\$ 275,537

Note: Tuition and fee revenues are net of approximately \$11.7 million of waivers and merit scholars. Waivers total approximately \$6.5 million, primarily for graduate students, and undergraduate merit based scholarships total \$5.2 million.

Table D
Virginia Commonwealth University
2010-11 Educational and General Programs Budget Plan
Expenditures

1. 2009-10 Budget Plan - Expenditures	\$ 476,442,578
2. 2009-10 Actions	
a. Budget Reductions	\$ (13,180,720)
b. Tuition from Enrollment Growth/Increased Retention	1,385,150
c. Other adjustments - net	(292,928)
d. Total 2009-10 Actions	\$ (12,088,498)
3. 2009-10 Adjusted Expenditure Budget	\$ 464,354,080
4. 2010-11 Technical Adjustments	
a. Increase in sales and services	\$ 1,475,246
b. Increase in fringe benefit rate	3,810,617
c. Other adjustments	291,978
d. Total 2010-11 Technical Adjustments	\$ 5,577,841
5. 2010-11 Funding Actions	
a. New Funding Allocations - Continuing Base Adjustments	
i. Provost	
Faculty	\$ 11,285,970
<i>Provide resources to add instructional faculty</i>	
Need-based undergraduate financial aid	4,800,000
<i>Provide significant additional financial aid to mitigate the effect of tuition increases on students</i>	
VCU Libraries - Scholarly Journals	441,276
<i>Fund unavoidable cost increases for existing journal subscriptions.</i>	
Total Provost	\$ 16,527,246
b. Funding Allocations Based on Tuition Revenues Generated by the Schools	\$ (1,056,735)
<i>(Amounts are estimated based on planned enrollment growth and tuition rates; allocations will be based on actual revenues generated.)</i>	
c. Other Cost Increases - Continuing Base Adjustments	
Maintenance Contract Increases	\$ 517,283
<i>Fund Technology Services and Facilities Management for increases in maintenance contracts.</i>	
Existing Lease Savings	(217,693)
<i>Savings due to a concerted strategy of moving VCU offices from privately owned to VCU-owned spaces</i>	
Operating Lease Savings	(879,383)
<i>Savings due to the purchase of long-occupied space from the VCUREF</i>	
Total Other Cost Increases	\$ (579,793)

Table D
Virginia Commonwealth University
2010-11 Educational and General Programs Budget Plan
Expenditures

d. New Funding Allocations - One-time

<p>Student Financial Aid - in addition to on-going funding <i>Funds one-time assistance to help ensure retention and graduation of continuing students with high academic achievement and financial need.</i></p>	<p>\$ 4,000,000</p>
<p>Instructional Research Equipment <i>Funds equipment purchases. VCU is heavily dependent on the state's Higher Education Equipment Trust Fund program for instructional and research equipment. State funding in FY 2011 is contingent on having unobligated debt capacity. Without HEETF, VCU will lose \$6.7 million in equipment funding. The proposed \$4.0 million would address the highest priority equipment needs.</i></p>	<p>4,000,000</p>
<p>State Mandated Employee Bonus & Fringe Benefits - VCU Share <i>Funds up to 3% employee bonus. General Assembly mandated an employee bonus, contingent on sufficient state revenue and spending balances at year-end. If resource targets are met VCU will be required to pay its 50% share.</i></p>	<p>2,198,000</p>
<p>Simulation Equipment School of Medicine <i>Funds simulation equipment for medical education training and patient safety. The School of Medicine will use the funding to help to build out its new Human Simulation Center for teaching.</i></p>	<p>1,015,000</p>
<p>Structural Biology Institute Director - Start-Up <i>Funds to replace x-ray diffraction equipment, high-end computer modeling instruments, and a mass spectrometer to support a senior structural biologist to Direct the Institute. The recruited individual will not be able to move this equipment from its current institution.</i></p>	<p>985,000</p>
<p>Massey Cancer Center - Unfunded Extension of the NCI Grant Extension <i>Provides second year of bridge funding to temporarily offset NCI Cancer Center Support Grant budget reduction.</i></p>	<p>791,000</p>
<p>Renovation of Oliver Hall Laboratory <i>Fund demolition of outdated science, math & social studies lab spaces in Oliver Hall; install up-to-date teaching lab space including a fume hood.</i></p>	<p>226,000</p>
<p>Support for Core Lab Operations <i>Fund operations at the nine existing core labs, which provide support to multiple VCU researchers.</i></p>	<p>170,000</p>
<p>Arts-Renovation to Expand Instructional Space <i>Fund renovations to the Dance and Choreography Building, the VCU Dance Center, and the Pollak Building to add student classroom and studio space.</i></p>	<p>165,000</p>
<p>Summer Session 2010 - additional instructors <i>Funds faculty to meet enrollment demand for summer session courses.</i></p>	<p>50,000</p>
<p>Purchase Property from VCUREF - Lease Savings <i>Fund the purchase of two properties currently leased by VCU from the VCU Real Estate Foundation. Once purchased, annual lease savings will total \$879,383.</i></p>	<p>4,400,000</p>

Table D
Virginia Commonwealth University
2010-11 Educational and General Programs Budget Plan
Expenditures

Student Financial Aid Fall 2011		7,362,000
Total New Funding Initiatives - One-time	\$	25,362,000
Total 2010-11 New Funding Allocations		40,252,718
6. 2010-11 Budget Plan - Expenditures	\$	510,184,639

**VIRGINIA COMMONWEALTH UNIVERSITY
2010-11 UNIVERSITY BUDGET PLAN**

**Sponsored Programs
Facilities and Administrative Cost Recoveries**

Table A
Virginia Commonwealth University
2010-11 University Budget Plan
Sponsored Programs
(in thousands)

	2009-10 Budget Plan	2010-11 Budget Plan	Change Over 2009-10
A. SOURCES			
DIRECT COSTS			
1. Federal Grants and Contracts Revenue Associated with Direct Costs			
a. Department of Health and Human Services	\$ 61,520	\$ 79,987	30.0%
b. Department of Education	12,777	8,949	-30.0%
c. Other Federal Agencies	16,975	18,396	8.4%
d. Total Federal Grants and Contracts	<u>91,272</u>	<u>107,332</u>	17.6%
2. Other Grants and Contracts Revenue Associated with Direct Costs			
a. State Agency Grants and Contracts	22,375	20,918	-6.5%
b. State Higher Education Research Initiative	1,730	1,572	-9.1%
c. Private and Local Agency Grants and Contracts	30,002	28,491	-5.0%
d. State General Fund Grants and Transfers	383	198	-48.3%
e. Total Other Grants and Contracts	<u>54,490</u>	<u>51,179</u>	-6.1%
3. Total Sources Associated with Direct Costs	145,762	158,511	8.7%
FACILITIES & ADMINISTRATIVE COST RECOVERIES	<u>32,300</u>	<u>33,000</u>	2.2%
4. Total Sources	<u>\$ 178,062</u>	<u>\$ 191,511</u>	7.6%
B. USES			
1. Instruction	\$ 34,045	\$ 22,381	-34.3%
2. Research	125,666	149,228	18.7%
3. Public Service	578	621	7.5%
4. Academic Support	2,600	2,796	7.5%
5. Student Services	-	-	n/a
6. Institutional Support	1,585	1,704	7.5%
7. Operation and Maintenance of Plant	3,365	4,596	36.6%
8. Scholarships and Fellowships	1,598	1,598	0.0%
9. Transfer Facilities and Administrative Cost Recoveries to E&G	8,221	8,221	0.0%
10. Contingencies	404	365	-9.7%
11. Total Uses	<u>\$ 178,062</u>	<u>\$ 191,511</u>	7.6%

Virginia Commonwealth University
2010-11 University Budget Plan
Sponsored Programs
Facilities and Administrative Cost Recoveries

Overview

Sponsored programs includes research projects, training grants, and similar activities funded by revenue received from governmental and private agencies for specific purposes. Sponsored programs are administered in accordance with the terms of the applicable grant or contract and the agency awarding the funds. Because grant awards often apply to more than one year and expenses may occur over more than one year, revenue and expenditure for sponsored programs in a given year differ significantly from awards.

Highlights

A summary of projected sources and uses is presented in Table A. The budget plan assumes revenue and expenditure of approximately \$192 million in 2010-11. Table A details direct research activity as well as administrative overhead and other support costs associated with grants, which are known as Facilities and Administrative Cost Recoveries (FACR).

Direct costs in Table A include \$1,571,597 in 2010-11 state appropriations to the University under the state's Higher Education Research Initiative, consisting of \$844,847 for research in bioengineering and regenerative medicine and \$726,750 for cancer research.

Table B summarizes Facilities and Administrative Cost Recoveries sources and uses. For 2010-11, total FACR revenue is estimated at \$33 million. Revenue estimates are based on projected levels of grants and contracts, direct expenditures, and the 2010-11 recovery rate of 49.5% for on-campus federal facilities and administrative costs.

The Commonwealth has in place a long-standing requirement that a portion of an institution's total FACR be included in its E&G revenues. These funds are used to meet administrative costs, research or research related requirements, and principal and interest on bonds issued by or for the institution. The revenue portion budgeted to E&G for 2010-11 is \$8,221,500, and is shown on Tables A and B.

Table C lists budgeted FACR uses. FACR revenue is allocated using a combination of set percentage allocations; fixed commitments such as support for research institutes, graduate scholarships, and fellowships; capital requirements for debt service and facilities maintenance; a contingency fund; and support to the School of Medicine's Research Plan. The remaining balance after these allocations is directed to the Research Pool for the Vice President for Research. Based on FACR revenue projections, an allocation to the Research Pool is not anticipated in 2010-11.

Highlights of the 2010-11 FACR budget are as follows:

- The allocation to the Vice Presidents and the depreciation reserve is reduced due to the significant growth of the School of Medicine Research Plan. Their growth was larger than the overall projected revenue increase, which reduced the portion retained by the University.

- There will be sufficient FY10 carryforward budget to support the debt service in FY11 for the Medical Sciences Building II; therefore, the current budget in 2010-11 was reduced to help balance the overall FACR budget.
- The FACR budget was adjusted for a \$29,000 decrease in debt service requirement for Sanger Hall renovations.
- The funding for the Biotechnology Research Partnership was adjusted for rent structure changes in FY11. Approximately \$103,000 in additional FACR funding was requested to cover the increased costs for the Biotechnology Research Park Master Lease. In addition a decrease of approximately \$149,000 is expected for rent costs associated with the Virginia Institute for Psychiatric and Behavioral Genetics.
- The 2010-11 FACR budget includes continued support for the School of Medicine Research Plan. An estimated \$3.65 million will be returned to the School for projected growth in FACR revenue generated from new researchers in the School of Medicine. Additional FACR allocations may be made to the School consistent with the University's commitment to the Research Plan and actual FACR revenue in 2010-11.
- The University has also committed to returning 100% of growth in FACR revenue generated by the School of Engineering back to the School. For planning purposes, this allocation is estimated at \$183,000 for 2010-11 but will be adjusted during the year based on actual revenue growth above the School's 2005-06 base.
- Technology Services and University Libraries receive 4% of the FACR revenue growth (net of the allocations to Engineering and Medicine). Of the 4% growth allocation, 24% is budgeted to University Libraries, and 76% is allocated to Technology Services. This allocation is estimated to be \$21,000 for 2010-11.

Table B
Virginia Commonwealth University
2010-11 University Budget Plan
Facilities and Administrative Cost Recoveries
(in thousands)

	2009-10 Budget Plan	2010-11 Budget Plan	Change Over 2009-10
SOURCES			
A. Total Estimated Revenue	\$ 32,300	\$ 33,000	2.2%
B. Allocation to E&G	<u>(8,221)</u>	<u>(8,221)</u>	0.0%
C. Net Revenue Available	\$ 24,079	\$ 24,779	2.9%
USES			
A. Academic VPs and Schools	\$ 6,992	\$ 6,727	-3.8%
B. Support for Research Operations	3,727	3,722	-0.1%
C. University Institutes and Centers	2,141	1,927	-10.0%
D. Biotechnology Research Partnership Support	255	516	102.4%
E. Capital Related Activities	4,352	3,823	-12.2%
F. Graduate Scholarships & Fellowships	1,598	1,598	0.0%
G. Special Allocations	1,881	1,867	-0.7%
H. School of Medicine Research Plan	2,729	4,234	55.1%
I. Contingencies	<u>404</u>	<u>365</u>	-9.7%
J. Total Uses	<u>\$ 24,079</u>	<u>\$ 24,779</u>	2.9%
BUDGET BALANCE	<u><u>\$ -</u></u>	<u><u>\$ -</u></u>	

Table C
Virginia Commonwealth University
2010-11 University Budget Plan
Facilities and Administrative Cost Recoveries (70%)
(in thousands)

	2009-10 Budget Plan	2010-11 Budget Plan	Change Over 2009-10
1. Academic VPs / Schools Allocations			
Allocation to Vice Presidents - 18.4%	\$ 5,594	\$ 5,382	-3.8%
Depreciation Reserve - 4.6%	1,398	1,345	-3.8%
Total Academic VPs / Schools Allocations	<u>6,992</u>	<u>6,727</u>	-3.8%
2. Support for Research Operations			
VP Research Operations	3,466	3,385	-2.3%
VP Research Pool	261	337	29.1%
Total Support for Research Operations	<u>3,727</u>	<u>3,722</u>	-0.1%
3. Institutes / Centers			
Behavioral / Psychiatric Genetics	666	451	-32.3%
FACR Earnings to Behavioral / Psychiatric Genetics	45	45	0.0%
Center for Urban Development	150	150	0.0%
Proteomics / Structural Biology	449	449	0.0%
Structural Biology / Drug Discovery	522	522	0.0%
Substance Abuse Treatment	309	310	0.3%
Total Institutes / Centers	<u>2,141</u>	<u>1,927</u>	-10.0%
4. Biotechnology Research Partnership Support			
Research Park staff salary support	49	-	-100.0%
Reserve for Master Lease	-	200	n/a
Other lease costs	206	316	53.4%
Total Research Park Support	<u>255</u>	<u>516</u>	102.4%
5. Capital Related Activities			
Facilities Maintenance Reserve	353	353	0.0%
Animal Facilities - capital needs	1,000	1,000	0.0%
Life Sciences Building - debt service	380	380	0.0%
Massey Cancer Center - debt service	475	475	0.0%
Medical Science Building - debt service	526	526	0.0%
Molecular Medicine Research Building - debt service	1,140	640	-43.9%
Sanger Hall renovations - debt service	392	363	-7.4%
Steam Plant - debt service	86	86	0.0%
Total Capital Related Activities	<u>4,352</u>	<u>3,823</u>	-12.2%
6. Graduate Scholarships and Fellowships			
	1,598	1,598	0.0%
7. Special Allocations			
University Libraries	100	100	0.0%
Honors Undergraduate Research Program	101	101	0.0%
School of Medicine - University budget reimbursement	1,165	1,165	0.0%
School of Engineering FACR growth (estimated)	160	183	14.4%
Technology/Library Allocation	61	21	-65.6%
Compliance Office	194	196	1.0%
Grants and Contracts Accounting	90	91	1.1%
Effort Reporting System	10	10	0.0%
Total Special Allocations	<u>1,881</u>	<u>1,867</u>	-0.7%
8. School of Medicine Research Plan			
Growth from new SOM researchers	1,800	3,650	102.8%
Growth above E&G 30% base	929	584	-37.1%
Total School of Medicine Research Plan	<u>2,729</u>	<u>4,234</u>	55.1%
9. Contingencies			
University Contingency	374	335	-10.4%
Budget Correction Pool	30	30	0.0%
Total Contingencies	<u>404</u>	<u>365</u>	-9.7%
10. Grand Total Expenditures			
	<u>\$ 24,079</u>	<u>\$ 24,779</u>	2.9%

**VIRGINIA COMMONWEALTH UNIVERSITY
2010-11 UNIVERSITY BUDGET PLAN**

Auxiliary Enterprise Programs

Table A
Virginia Commonwealth University
2010-11 University Budget Plan
Auxiliary Enterprise Programs
(in thousands)

	2009-10 Budget Plan	2010-11 Budget Plan	Change Over 2009-10
A. SOURCES			
1. Sales & Services	\$ 20,714	\$ 20,664	-0.2%
2. University Fee	38,700	40,200	3.9%
3. Room Plan	21,342	20,925	-2.0%
4. Board Plan	15,839	16,990	7.3%
5. Health Fee	4,064	4,263	4.9%
6. Gifts and Interest Earnings	1,644	1,605	-2.4%
7. Other - Use of Balances	3,364	3,293	-2.1%
8. Total Sources	<u>\$ 105,667</u>	<u>\$ 107,940</u>	2.2%
B. USES			
1. Intercollegiate Athletics	\$ 12,450	\$ 13,242	6.4%
2. Siegel Center & Other Facilities	3,958	4,447	12.4%
3. Residential Services	20,423	20,548	0.6%
4. Dining Services	17,661	21,249	20.3%
5. Student Commons and Activities	5,533	5,686	2.8%
6. Recreational Sports	4,990	8,671	73.8%
7. Student Services			
a. Student Health	4,955	5,254	6.0%
b. Student Development Programs	1,899	2,133	12.3%
8. Retail Services and Other Shops	848	864	1.9%
9. Parking & Transportation	16,406	14,508	-11.6%
10. University Services	1,133	(457)	-140.3%
11. Capital Reserves / Contingencies	5,090	4,132	-18.8%
12. Total Uses	<u>\$ 95,346</u>	<u>\$ 100,277</u>	5.2%
C. ADDITION TO RESERVES	<u>\$ 10,321</u>	<u>\$ 7,663</u>	-25.8%

Virginia Commonwealth University

2010-11 University Budget Plan

Auxiliary Enterprise Programs

Overview

An auxiliary enterprise is a self-supporting unit that exists to serve students, faculty, or staff through the sale of goods or services. Auxiliary enterprises include intercollegiate athletics, residential facilities, student centers, student gymnasiums, student development programs, student health services, food service facilities, bookstores, print shops, telecommunications, and parking and transportation.

Auxiliary enterprises are funded through user fees (e.g., dorm charges), revenue from sales and services (e.g., book sales, basketball tickets), and mandatory fees (University Fee and Student Health Fee). Auxiliary enterprise activities are required to be self-supporting. This means that the state does not provide any support, either for operating costs or for the maintenance or construction of facilities. Accordingly, auxiliary enterprises must accumulate reserves in order to meet unanticipated revenue shortfalls or expenditure needs, maintain facilities, and finance renovations and construction costs.

Highlights

A summary of sources and uses is presented on Table A. The budget for 2010-11 assumes sources of \$107.9 million and uses of approximately \$100.3 million. During the fiscal year, auxiliary enterprise programs are projected to use about \$3.5 million in balances on dining projects; parking security; steam plant maintenance; student commons roof repairs; and recreational sports facility improvements. Auxiliary programs will add \$7.7 million to reserves for future needs in residential and athletic facilities; telecommunications and steam plant replacement projects; parking capital/debt service costs; and other planned improvements.

Table B presents a summary of revenue by source and by specific auxiliary program. At \$40.2 million the University Fee represents the largest category of auxiliary program revenues, followed by room and board fees at \$37.9 million and sales and services at \$20.7 million.

Table C presents a schedule of changes to the 2009-10 auxiliary budgets by program.

Table D presents a schedule of 2010-11 initiatives funded from the University Fee. The University Fee is a mandatory fee that supports a wide variety of student programs and services.

Table B
Virginia Commonwealth University
2010-11 University Budget Plan
Auxiliary Enterprise Programs
(in thousands)

81-18

Program	Sources						Uses		
	Room and Board	Sales and Services	University Fee	Health Fee	Gifts and Interest	Other	Total Revenue	*Budget (net of Recoveries)	Planned Addition to Reserves
1. Intercollegiate Athletics	\$ -	\$ 1,507	\$ 10,435	\$ -	\$ 1,300	\$ -	\$ 13,242	\$ 13,242	\$ -
2. Siegel Center and Other Facilities	-	843	4,335	-	-	-	5,178	4,447	731
3. Residential Services	20,925	1,068	-	-	-	-	21,993	20,548	1,445
4. Dining Services	16,990	2,268	-	-	-	1,991	21,249	21,249	-
5. Student Commons and Activities	-	222	4,864	-	-	600	5,686	5,686	-
6. Recreational Sports	-	411	7,760	-	-	500	8,671	8,671	-
7. Student Services									
a. Student Health	-	673	318	4,263	-	-	5,254	5,254	-
b. Student Development Programs	-	-	2,133	-	-	-	2,133	2,133	-
8. Retail Services and Other Shops	-	1,296	-	-	-	-	1,296	864	432
9. Parking and Transportation	-	9,913	4,143	-	-	452	14,508	14,508	-
10. University Services	-	2,463	799	-	55	-	3,317	(457)	3,774
11. Capital Reserves/Other	-	-	5,413	-	-	-	5,413	4,132	1,281
12. Interest Earnings	-	-	-	-	250	(250)	-	-	-
13. Total	<u>\$ 37,915</u>	<u>\$ 20,664</u>	<u>\$ 40,200</u>	<u>\$ 4,263</u>	<u>\$ 1,605</u>	<u>\$ 3,293</u>	<u>\$ 107,940</u>	<u>\$ 100,277</u>	<u>\$ 7,663</u>

* Includes use of fund balances.

Table C
Virginia Commonwealth University
2010-11 University Budget Plan
Auxiliary Enterprise Programs
Changes From 2009-10 Budget
(in thousands)

	Athletics	Athletic Facilities	Recreational Sports	Residential Services	Dining	Student Commons	Student Health
2009-10 Budget Plan	\$ 12,450	\$ 3,958	\$ 4,990	\$ 20,423	\$ 17,661	\$ 5,533	\$ 4,955
Elimination of One-time Expenses in 2009-10 and Budget Allocations and Transfers	-	-	745	(1,064)	(1,183)	(700)	-
Fringe Benefit Adjustments	67	6	17	51	4	23	38
Repair and Replacement Projects	170	-	500	1,966	2,955	600	-
3% Bonus	168	13	39	116	11	55	6
Indirect Cost Rate Adjustment	15	6	9	18	4	10	1
Operating Costs Increases - Utilities, Maintenance, Leases, Equipment, Physical Plant, Wages	120	-	545	(759)	(51)	200	187
Athletic Grants	238	-	-	-	-	-	-
Athletic Officials	14	-	-	-	-	-	-
Dining Contract/ Program Costs	-	-	-	-	1,628	-	-
IT Support	-	-	-	-	-	-	67
Transportation GRTC Pass	-	-	-	-	-	-	-
Debt Service	-	464	1,826	-	220	(35)	-
Completed Funding Requirements	-	-	-	(203)	-	-	-
Total Budget Change	\$ 792	\$ 489	\$ 3,681	\$ 125	\$ 3,588	\$ 153	\$ 299
2010-11 Budget Plan	\$ 13,242	\$ 4,447	\$ 8,671	\$ 20,548	\$ 21,249	\$ 5,686	\$ 5,254

TABLE C
Virginia Commonwealth University
2010-11 University Budget Plan
Auxiliary Enterprise Programs
Changes From 2009-10 Budget
(in thousands)

	Student Programs	Parking and Transportation	Retail Services	University Services	Reserves & Contingencies	Total
2009-10 Budget Plan	\$ 1,899	\$ 16,406	\$ 848	\$ 1,133	\$ 5,090	\$ 95,346
Elimination of One-time Expenses in 2009-10 and Budget Allocations and Transfers	-	(2,573)	10	(1,721)	(1,816)	(\$8,302)
Fringe Benefit Adjustments	19	33	11	39	-	308
Repair and Replacement Projects	-	500	-	1,723	-	8,414
3% Bonus	47	79	28	148	-	710
Indirect Cost Rate Adjustment	6	15	1	1	-	86
Operating Costs Increases - Utilities, Maintenance, Leases, Equipment, Physical Plant, Wages	162	(20)	(34)	(1,458)	1,158	50
Athletic Grants	-	-	-	-	-	238
Athletic Officials, Tutoring	-	-	-	-	-	14
Dining Contract/ Program Costs	-	-	-	-	-	1,628
IT Support	-	-	-	-	-	67
Transportation GRTC Pass	-	80	-	-	-	80
Debt Service	-	(12)	-	(322)	-	2,141
Completed Funding Requirements	-	-	-	-	(300)	(503)
Total Budget Change	\$ 234	\$ (1,898)	\$ 16	\$ (1,590)	\$ (958)	\$ 4,931
2010-11 Budget Plan	\$ 2,133	\$ 14,508	\$ 864	\$ (457)	\$ 4,132	\$ 100,277

Table D
Virginia Commonwealth University
2010-11 University Budget Plan
Auxiliary Enterprise Programs
Changes in University Fee Supported Activities

Intercollegiate Athletics and Athletic Facilities

Athletic Grant Rate Increases \$ 238,115

Provide additional funds for athletic grants to cover the cost of tuition increases.

Game Officials 14,000

Fund increased costs of officials' fees, which are mandated by the CAA and other officiating bodies.

Student Facilities and Programs

Cary Street Gym O&M 234,268

Provide full funding needed for operations of new student recreational facilities due to increased square footage, increased usage, additional hours of operation, and new positions. Partly funded in prior year for mid-year opening.

Student Health

Information Technology Support 67,050

Salary and benefits for one full-time position to support the needs of Student Health with their transition to a fully electronic patient records environment.

Parking and Transportation

GRTC Student Pass 80,000

Fund increased costs of the GRTC student pass program, which allows all full-time students to ride GRTC buses at no cost.

Fringe Benefit Changes, Indirect Costs Rate Adjustment and 3% Bonus

511,368

Adjust University Fee for Completed Funding Requirements and Revenue Excess

355,199

Total

\$ 1,500,000

This page intentionally left blank.

**VIRGINIA COMMONWEALTH UNIVERSITY
2010-11 UNIVERSITY BUDGET PLAN**

University Funds

Table A
Virginia Commonwealth University
2010-11 University Budget Plan
University Funds
(in thousands)

	2009-10 Budget Plan	2010-11 Budget Plan	Change Over 2009-10
A. SOURCES			
1. Gifts	\$ 1,140	\$ 1,586	39.1%
2. Endowment Income and Foundation Support	20,640	22,837	10.6%
3. Investment Income	820	2,925	256.7%
4. Other Transfers	3,040	3,750	23.4%
5. Total Sources	<u>\$ 25,640</u>	<u>\$ 31,098</u>	21.3%
B. USES			
1. Instruction	\$ 5,379	\$ 6,309	17.3%
2. Research	5,284	6,287	19.0%
3. Public Service	548	637	16.2%
4. Academic Support	7,385	10,004	35.5%
5. Student Services	380	466	22.6%
6. Institutional Support	1,591	2,376	49.3%
7. Operation and Maintenance of Plant	1,426	1,133	-20.6%
8. Scholarships and Fellowships	3,647	3,886	6.5%
9. Total Uses	<u>\$ 25,640</u>	<u>\$ 31,098</u>	21.3%

Virginia Commonwealth University

2010-11 University Budget Plan

University Funds

Overview

University Funds include both restricted and unrestricted funds for which the sources of revenue are gifts to University departments, investment earnings, endowment income and foundation support, and other transfers. University Funds are deposited and disbursed through local bank accounts and are not included in funds appropriated by the General Assembly.

The University currently has about 2,000 University Funds indexes from which expenditures are managed by deans, directors, and department heads. As such, the University Funds budget reflects an overall estimate of revenues and expenditures rather than an allocation of resources available centrally to the University.

Highlights

A summary of revenues and expenditures by program is presented on Table A. The budget plan assumes revenues and expenditures of approximately \$31.2 million in 2010-11.

Key assumptions regarding changes from the 2009-10 budget are as follows:

- Based on current and prior year trends, revenue from *gifts* is expected to increase by \$446,000 from the 2009-10 budget. The majority of gifts are received by the University's affiliated foundations and then recorded in the *endowment income and foundation support* revenue category when transferred to the University for expenditure.
- Additional revenue of \$2,197,000 from *endowment income and foundation support* is expected in 2010-11, based on current revenue estimates.
- Revenue from *investment income* is expected to increase to \$2,925,000 in 2010-11. The University's transition to a Tier III institution allows for the investment of balances formerly held at the state. In prior years investment earnings in University Funds were generated only on the investment of local funds balances. \$850,000 of *investment income* will be used to strengthen University Advancement.
- *Other transfers* are expected to increase by \$710,000 from 2009-10 budgeted levels, based on current estimates.

This page intentionally left blank.

**VIRGINIA COMMONWEALTH UNIVERSITY
2010-11 UNIVERSITY BUDGET PLAN**

Student Financial Assistance

Table A
Virginia Commonwealth University
2010-11 University Budget Plan
Student Financial Assistance
(in thousands)

DESCRIPTION	2009-10 Budget Plan	2010-11 Budget Plan	Change Over 2009-10
A. Federal			
1. Grants and Scholarships			
a. Pell Grants	\$ 14,664	\$ 21,630	47.5%
b. Academic Competitiveness Grants and National Science and Mathematics Access Grants	600	1,571	161.8%
c. Supplemental Education Opportunity Grants	582	574	-1.4%
d. Total Grants and Scholarships	<u>\$ 15,846</u>	<u>\$ 23,775</u>	50.0%
2. Federal Work Study	<u>1,000</u>	<u>1,067</u>	6.7%
3. Total Federal	\$ 16,846	\$ 24,842	47.5%
B. State			
1. Virginia Student Financial Assistance Program			
a. Scholarships	\$ 17,515	\$ 17,515	0.0%
b. Fellowships	2,635	2,635	0.0%
c. Total Virginia Student Financial Assistance Program	<u>\$ 20,150</u>	<u>\$ 20,150</u>	0.0%
2. College Scholarship Assistance Program	<u>414</u>	<u>414</u>	0.0%
3. Total State	\$ 20,564	\$ 20,564	0.0%
D. Total Federal and State Sources and Uses	<u><u>\$ 37,410</u></u>	<u><u>\$ 45,406</u></u>	21.4%

Note: The 2010-11 budget is based on the 2010-11 University Budget Plan.

Virginia Commonwealth University

2010-11 University Budget Plan

Student Financial Assistance

Overview

Student Financial Assistance includes scholarships, grants and fellowships awarded to students without requiring work or service, and work-related programs. Amounts for the Federal Work Study Program and Supplemental Education Opportunity Grants are federal matching funds. Related University portions are reported in the various budgets where the expenditures are incurred. Tuition waivers and the undergraduate scholars program are also excluded.

Highlights

A summary of sources and uses is presented in Table A.

Preliminary estimates assume sources and uses of approximately \$45.4 million in 2010-11 through the Student Financial Assistance program budget.

Changes from the 2009-10 budget include:

- Total federal funding is expected to increase significantly in 2010-11. The Pell Grant Program is expected to increase, bringing the maximum individual Pell Grant award to \$5,550, an increase of \$200. The University also had a 29% increase in the number of students who qualified for Pell and a 56% increase in the amount of Pell disbursed.
- There is also a projected increase in the Academic Competiveness Grants (ACG) and National Science and Mathematics Access to Retain Talent Grants (SMART). This is largely due to the increase in students who qualify for Pell and the program expansion. The criteria for ACG and SMART grants expanded to allow part-time students and eligible non citizens to receive funding.

In addition to the federal and state funded scholarships summarized on Table A, the University will fund an additional \$43.0 million in need-based aid, scholarships, fellowships, tuition waivers and graduate student wages within other University programs (see Table B).

Table B
Virginia Commonwealth University
2010-11 University Budget Plan
Student Financial Assistance
Summary of Other Sources of Student Financial Aid
(in thousands)

	<u>2009-10</u>	<u>2010-11</u>	<u>Change Over 2008-09</u>
E&G Programs			
Tuition waivers; scholarships and wages for graduate teaching assistants; merit-based aid; and need-based aid	\$21,150	\$32,585	54.1%
Facilities and Administrative Cost Recoveries			
Funding for 50 graduate fellowships	1,598	1,598	0.0%
Auxiliary Enterprise Programs			
Athletic scholarships	3,413	3,625	6.2%
University Funds			
Scholarships and fellowships	3,647	3,886	6.6%
School/departmental awards*	1,330	1,370	3.0%
Total	<u><u>\$31,138</u></u>	<u><u>\$43,064</u></u>	38.3%

Note: \$3.75 million of need-based aid is included in E&G programs in 2009-10 and \$12.05 million in 2010-11.

**Prior year amount was restated to exclude E&G funding.*

Glossary of Student Financial Assistance Terms

Term	Description
<i>Academic Competitiveness Grant</i>	One of two federal grant programs to support qualified students who completed a rigorous high school curriculum and qualify to receive a federal Pell grant. These grants are for students in the first and second year of college and will not be available after 2010-11.
<i>College Scholarship Assistance Program</i>	This program is both state and federally funded, represents grants to undergraduate students, and does not need to be repaid. Grants are awarded to Virginia resident students who demonstrate financial need and maintain at least half-time enrollment.
<i>Federal Work Study Program</i>	This federal program is offered to students with a high level of financial need who indicate on their Free Application for Federal Student Aid that they are interested in the work study program. This award allows a student to obtain employment on campus, off-campus at a non-profit agency, or through the America Reads program. Students are paid semi-monthly based on hours worked and must maintain at least half time enrollment.
<i>National Science and Mathematics Access to Retain Talent Grant</i>	One of two federal grant programs to support students who qualify to receive a federal Pell grant. These grants are for students in the third and fourth year of college who are pursuing studies in the physical or life sciences, computer science, mathematics, technology, or a critical foreign language. This program will not be available after 2010-11.
<i>Pell Grant</i>	This is a federally-funded, need-based, undergraduate grant awarded based on federal guidelines for expected family contribution.
<i>Supplemental Education Opportunity Grant</i>	These federal grants are awarded by the University with preference to students who are enrolled at least half time and who are federal Pell Grant recipients.
<i>Virginia Student Financial Assistance Program - Fellowships</i>	This is state-funded graduate student financial assistance to support graduate education and research through graduate education, with the funds appropriated directly to the University. The amount of the award per student is determined by the University, and the funds may be awarded to Virginia resident and non-resident graduate students.
<i>Virginia Student Financial Assistance Program - Scholarships</i>	This is the state's primary need-based financial assistance program for Virginia undergraduate students. The funds are appropriated directly to the University and allocated to students within state guidelines. These grants are offered to Virginia residents demonstrating financial need and enrolled at least half time.

This page intentionally left blank.

**VIRGINIA COMMONWEALTH UNIVERSITY
2010-11 UNIVERSITY BUDGET PLAN**

Hospital Services

Table A
Virginia Commonwealth University
2010-11 University Budget Plan
Hospital Services
(in thousands)

	2009-10 Budget Plan	2010-11 Budget Plan	Change Over 2009-10
A. SOURCES			
Nongeneral Funds			
1. Sales and Services	\$ 20,526	\$ 20,780	1.2%
2. Other Sales and Services - Rental Income	<u>2,200</u>	<u>1,400</u>	-36.4%
3. Total Sources	<u>22,726</u>	<u>22,180</u>	-2.4%
B. USES			
1. Operation and Maintenance of Plant	1,900	1,000	-47.4%
2. Hospital Services	<u>20,526</u>	<u>20,780</u>	1.2%
3. Total Uses	<u>22,426</u>	<u>21,780</u>	-2.9%
C. BUDGET BALANCE	<u>\$ 300</u>	<u>\$ 400</u>	33.3%
<i>(Transfer to Plant Funds)</i>			

Virginia Commonwealth University

2010-11 University Budget Plan

Hospital Services

Overview

Hospital Services represents University revenue and expenditure for services provided by the University to the VCU Health System and related activities. This accounting mechanism was initiated with the conversion of the Medical College of Virginia Hospitals from state agency status to an independent authority. At that time, a new state program, Hospital Services, was assigned to the University for recording this activity.

The Hospital Services budget includes the Clinical, Educational, and Research Services Agreement (CERSA) between the Health Sciences schools and the VCU Health System. The Hospital Services budget also includes funding from the Operations and Services Agreement (OSA) for a variety of administrative services provided to the VCU Health System by the University.

Highlights

A summary of sources and uses, estimated at about \$22 million in 2010-11, is presented in Table A.

Key assumptions related to the 2010-11 Hospital Services budget are detailed below:

- Rental income, estimated at \$1.4 million in 2010-11, is based on a master agreement for space leased by the University to the VCU Health System on a short-term basis. Payments for long-term leases of facilities by the VCU Health System are set at \$1 per year or the amount of debt service, whichever is greater. In general, short-term rental rates are set at the lower of cost or market rates.
- The VCU Health System leases space from the University and the University contracts with the Health System through the Operations and Services Agreement for operation and maintenance services for the leased space and other Health System facilities. A portion of rental income paid by the VCU Health System is used as a reserve for maintenance on these facilities. The reduction in rental income and operation and maintenance of plant from the prior year is due to the demolishing of the AD Williams Clinic.
- In addition to the CERSA and the OSA, the Hospital Services budget includes about \$500,000 for services provided to other hospitals and clinics.
- Services are also provided through a Clinical Operations and Services Agreement (COSA) between the Hospitals and MCV Physicians. These services are not reported in the Hospital Services program but include medical administration, indigent care, and supervision of graduate medical education, Stony Point operations, clinical operations, joint operations, and special initiatives. The COSA is estimated at approximately \$53.2 million for 2010-11, plus an additional \$9.7 million estimated reimbursement from the state for providing indigent care.

Table B presents a summary of the CERSA and OSA allocations for 2010-11.

TABLE B
Virginia Commonwealth University
2010-11 University Budget Plan
Hospital Services
(in thousands)

Clinical, Educational, and Research Services Agreement

CERSA Allocations	
School of Allied Health Professions	\$ 1,428
School of Dentistry	220
School of Medicine	1,013
School of Nursing	254
School of Pharmacy	424
Massey Cancer Center	104
Vice President for Health Sciences	491
Total CERSA	<u>\$ 3,934</u>

Operations and Services Agreement

Service Area	
Assurance Services	\$ 1,009
Capital Planning & Facilities Management	1,218
Debt Service - Steam Plant	586
Eighth Street Parking	461
Employee Health Services	600
Indirect Costs	280
Library Services	297
Mail Services	347
Parking E Deck	275
Security/Campus Police	2,033
Telecommunications	4,728
Steam Plant	3,800
Communications & Public Relations	365
Net Master Lease	(218)
All other OSAs	565
Total OSA	<u>\$ 16,346</u>

**VIRGINIA COMMONWEALTH UNIVERSITY
2010-11 UNIVERSITY BUDGET PLAN**

2010-11 Tuition and Fees

Virginia Commonwealth University 2010-11 Tuition and Fees

Standard Tuition and Fee Rates

- Overall tuition and fee changes** are summarized below for selected student groups:

	<u>Resident Amount</u>	<u>Nonresident Amount</u>
Full-Time Undergraduate Students Living in Private Housing	\$1,700	\$1,200
Full-Time Undergraduate Students Living in University Housing with 200 Block Board Plan and \$300 in Dining Dollars	\$1,891	\$1,391
Full-time Masters Students	\$500	\$1,017
Full-time Doctoral Students	\$0	\$5

- Tuition charges** will increase from 2009-10 rates by \$1,700 for resident undergraduates, \$1,195 for nonresident undergraduates, \$500 for resident masters students, and \$1,012 for nonresident masters students. There is no tuition increase for doctoral students.
- Undergraduates enrolled in 12-18 credit hours during a semester pay the flat rates. Graduates enrolled in 9-15 credit hours during a semester pay the flat rates.
- The number of credit hours for which a student may enroll before a **course overload fee** is charged will continue at 18 credit hours per semester for undergraduate students and 15 credit hours per semester for graduate students.
- Virginia public institutions of higher education are required to charge a **Capital Outlay Fee** to nonresident students. The revenue is used to reimburse the Commonwealth for a portion of the debt service on bonds issued under the 21st Century Program and for debt service on bond issues used to finance equipment purchases through the Higher Education Trust Fund (HEETF). A fee increase of \$5 from \$408 to \$413 is required by the General Assembly for 2010-11.
- There is no increase in the **University Fee** or the **Student Health Fee**, which are **mandatory non-E&G fees**.
- The **Student Activity Fee** on the Monroe Park Campus and the **Student Government Fee** for the MCV Campus will not increase for 2009-10.
- A representative room charge for double occupancy in **University housing** will increase by \$127 (2.5%). Rates for all housing options are summarized on page III-44.

- ❑ The rate for a 200 block **board plan** with \$300 per semester in “Dining Dollars” will increase by \$32 (2.0%). Rates for all meal plans are summarized on page III-45.

Proposed Program Specific Tuition and Fees

- ❑ Tuition and mandatory fees for **medical students** will increase by between 1.5% and 8.8% depending on student residency and year, as presented in the School of Medicine section.

First-professional medical students receiving their third and fourth year of undergraduate medical education on the **VCU School of Medicine INOVA Campus** pay a unique campus fee, the revenue from which is used to support student recreation, student health, and student counseling programs. This fee is in lieu of the University Fee, the Student Health Fee, and the MCV Campus Student Government Fee. The INOVA Campus Fee did not increase for 2010-11.

- ❑ **Dental student** tuition and mandatory fees will increase between 6.5% and 7.6% for resident students and between 5.5% and 6.6% for nonresident students. Changes in Dental Instrument Rental and Instrument Kit Purchase Fees vary depending on student program and year as presented in the School of Dentistry section.

- ❑ Tuition and mandatory fee charges for the **first-professional PharmD program** will increase by 5.2% for resident students and 7.8% for nonresident students. First-professional pharmacy students receiving their third year of education on the **VCU INOVA Campus** pay a unique campus fee, the revenue from which is used to support student recreation, student health, and student counseling programs. This fee is in lieu of the University Fee, the Student Health Fee, and the MCV Campus Student Government Fee. The Pharmacy INOVA Campus Fee is \$1,000 in 2010-11.

- ❑ Tuition and mandatory fee charges for the **School of Allied Health Rehabilitation Counseling Program** online will increase by 5.1% for resident students and nonresident students.

- ❑ For next year Qatar tuition for newly enrolled Qatar nationals will equal twice the published VCU student nonresident tuition rate. The mandatory book fee will be increased 4.9% to \$768.00. For VCU Students studying abroad at VCUQ, both residents and nonresidents will pay the published nonresident tuition rate for 2010-11. Residents will receive a scholarship from VCUQ to waive the difference between the resident and nonresident rate. Students will be billed and will pay VCUQ directly. For VCUQ students studying at VCU, all incoming students from VCUQ will pay the published nonresident tuition rate for 2010-11. Students will be billed through Student Accounting.
- ❑ For 2010-11 the Tuition and Fees section reflects all charges in dollars.
- ❑ In addition to the tuition and fee charges identified, the President or his designee(s) may set tuition and fee charges for courses offered by the University. The rates shall be consistent with the University's mission, the overall tuition and fee schedule, and state requirements.
- ❑ Specific tuition and fee charges for 2010-11 are presented in the following sections.

TUITION AND FEES INDEX

Typical Charges for Regular Session	III-5
Typical Charges for Summer Session	III-9
Typical Charges for the School of Arts	III-13
Typical Charges for the School of Business	III-16
Typical Charges for the School of Education	III-19
Typical Charges for the School of Engineering	III-20
Typical Charges for the College of Humanities and Sciences	III-22
Typical Charges for the School of Social Work	III-23
Typical Charges for International Programs	III-25
Typical Charges for Allied Health Professions	III-26
Typical Charges for the School of Dentistry	III-31
Typical Charges for the School of Medicine	III-36
Typical Charges for the School of Nursing	III-40
Typical Charges for the School of Pharmacy	III-41
Miscellaneous Fees	III-44
Student Housing Rates	III-45
Board Plan Rates	III-46
Student Parking Rates	III-47
Glossary of Student Fees	III-48

Virginia Commonwealth University
Typical Charges
Regular Session

	Resident			Nonresident		
	2009-10	2010-11	% Chg.	2009-10	2010-11	% Chg.
Full-Time Students, On-Campus						
<i>Undergraduates Living In Private Housing</i>						
Monroe Park Campus						
Tuition	\$5,185	\$6,885		\$18,409	\$19,604	
University Fee	\$1,587	\$1,587		\$1,587	\$1,587	
Technology Fee	\$68	\$68		\$68	\$68	
Health Service Fee	\$187	\$187		\$187	\$187	
Student Activity Fee	\$90	\$90		\$90	\$90	
Capital Outlay Fee	<u>n/a</u>	<u>n/a</u>		<u>\$408</u>	<u>\$413</u>	
Total	\$7,117	\$8,817	23.9%	\$20,749	\$21,949	5.8%
MCV Campus						
Tuition	\$5,185	\$6,885		\$18,409	\$19,604	
University Fee	\$1,587	\$1,587		\$1,587	\$1,587	
Technology Fee	\$68	\$68		\$68	\$68	
Health Service Fee	\$187	\$187		\$187	\$187	
Student Government Fee	\$36	\$36		\$36	\$36	
Capital Outlay Fee	<u>n/a</u>	<u>n/a</u>		<u>\$408</u>	<u>\$413</u>	
Total	\$7,063	\$8,763	24.1%	\$20,695	\$21,895	5.8%
<i>Undergraduates Living In University Housing</i>						
Monroe Park Campus						
Tuition	\$5,185	\$6,885		\$18,409	\$19,604	
University Fee	\$1,587	\$1,587		\$1,587	\$1,587	
Technology Fee	\$68	\$68		\$68	\$68	
Health Service Fee	\$187	\$187		\$187	\$187	
Student Activity Fee	\$90	\$90		\$90	\$90	
Capital Outlay Fee	n/a	n/a		\$408	\$413	
Housing (1)	\$5,059	\$5,186		\$5,059	\$5,186	
Board (2)	<u>\$3,276</u>	<u>\$3,340</u>		<u>\$3,276</u>	<u>\$3,340</u>	
Total	\$15,452	\$17,343	12.2%	\$29,084	\$30,475	4.8%
MCV Campus						
Tuition	\$5,185	\$6,885		\$18,409	\$19,604	
University Fee	\$1,587	\$1,587		\$1,587	\$1,587	
Technology Fee	\$68	\$68		\$68	\$68	
Health Service Fee	\$187	\$187		\$187	\$187	
Student Government Fee	\$36	\$36		\$36	\$36	
Capital Outlay Fee	n/a	n/a		\$408	\$413	
Housing (1)	\$4,885	\$5,006		\$4,885	\$5,006	
Board (2)	<u>\$3,276</u>	<u>\$3,340</u>		<u>\$3,276</u>	<u>\$3,340</u>	
Total	\$15,224	\$17,109	12.4%	\$28,856	\$30,241	4.8%

(1) Representative charge for double occupancy.

(2) Assumes 200 block plan w/ \$300 per semester in "Dining Dollars".

Virginia Commonwealth University
Typical Charges
Regular Session

	Resident			Nonresident		
	2009-10	2010-11	% Chg.	2009-10	2010-11	% Chg.
<i>Masters Programs - Monroe Park Campus</i>						
Tuition	\$8,116	\$8,616		\$16,871	\$17,883	
University Fee	\$1,587	\$1,587		\$1,587	\$1,587	
Technology Fee	\$68	\$68		\$68	\$68	
Health Service Fee	\$187	\$187		\$187	\$187	
Student Activity Fee	\$56	\$56		\$56	\$56	
Capital Outlay Fee	<u>n/a</u>	<u>n/a</u>		<u>\$408</u>	<u>\$413</u>	
Total	\$10,014	\$10,514	5.0%	\$19,177	\$20,194	5.3%
<i>Masters Programs - MCV Campus</i>						
Tuition	\$8,116	\$8,616		\$16,871	\$17,883	
University Fee	\$1,587	\$1,587		\$1,587	\$1,587	
Technology Fee	\$68	\$68		\$68	\$68	
Health Service Fee	\$187	\$187		\$187	\$187	
Student Government Fee	\$36	\$36		\$36	\$36	
Capital Outlay Fee	<u>n/a</u>	<u>n/a</u>		<u>\$408</u>	<u>\$413</u>	
Total	\$9,994	\$10,494	5.0%	\$19,157	\$20,174	5.3%
<i>Doctoral Programs - Monroe Park Campus</i>						
Tuition	\$7,224	\$7,224		\$15,904	\$15,904	
University Fee	\$1,587	\$1,587		\$1,587	\$1,587	
Technology Fee	\$68	\$68		\$68	\$68	
Health Service Fee	\$187	\$187		\$187	\$187	
Student Activity Fee	\$56	\$56		\$56	\$56	
Capital Outlay Fee	<u>n/a</u>	<u>n/a</u>		<u>\$408</u>	<u>\$413</u>	
Total	\$9,122	\$9,122	0.0%	\$18,210	\$18,215	0.0%
<i>Doctoral Programs - MCV Campus</i>						
Tuition	\$7,224	\$7,224		\$15,904	\$15,904	
University Fee	\$1,587	\$1,587		\$1,587	\$1,587	
Technology Fee	\$68	\$68		\$68	\$68	
Health Service Fee	\$187	\$187		\$187	\$187	
Student Government Fee	\$36	\$36		\$36	\$36	
Capital Outlay Fee	<u>n/a</u>	<u>n/a</u>		<u>\$408</u>	<u>\$413</u>	
Total	\$9,102	\$9,102	0.0%	\$18,190	\$18,195	0.0%
Full-Time Students, Off-Campus						
<i>Undergraduate Programs</i>						
Tuition	\$5,185	\$6,885		\$18,409	\$19,604	
Technology Fee	<u>\$68</u>	<u>\$68</u>		<u>\$68</u>	<u>\$68</u>	
Total	\$5,253	\$6,953	32.4%	\$18,477	\$19,672	6.5%
<i>Masters Programs</i>						
Tuition	\$8,116	\$8,616		\$16,871	\$17,883	
Technology Fee	<u>\$68</u>	<u>\$68</u>		<u>\$68</u>	<u>\$68</u>	
Total	\$8,184	\$8,684	6.1%	\$16,939	\$17,951	6.0%

Virginia Commonwealth University
Typical Charges
Regular Session

	Resident			Nonresident		
	2009-10	2010-11	% Chg.	2009-10	2010-11	% Chg.
<i>Doctoral Programs</i>						
Tuition	\$7,224	\$7,224		\$15,904	\$15,904	
Technology Fee	<u>\$68</u>	<u>\$68</u>		<u>\$68</u>	<u>\$68</u>	
Total	\$7,292	\$7,292	0.0%	\$15,972	\$15,972	0.0%

Course Overload Fee

In addition to the tuition charges identified herein, full-time undergraduate students are also charged at the part-time per credit hour rate for each additional hour exceeding 18 credit hours per semester in which the student is enrolled. Full-time graduate students are also charged at the part-time per credit hour rate for each additional hour exceeding 15 credit hours per semester in which the student is enrolled.

Students enrolled in overload courses are charged the additional per credit hour amount for tuition. The overload fee does not apply to students in first professional programs or other programs which specifically require the student to enroll in courses that exceed the applicable maximum number of credit hours.

Part-Time Students, On-Campus

Undergraduate Programs - Monroe Park Campus

Tuition	\$217	\$287		\$768	\$817	
University Fee	\$67	\$67		\$67	\$67	
Technology Fee	\$4	\$4		\$4	\$4	
Student Activity Fee	\$4	\$4		\$4	\$4	
Capital Outlay Fee	<u>n/a</u>	<u>n/a</u>		<u>\$17</u>	<u>\$18</u>	
Total	\$292	\$362	24.0%	\$860	\$910	5.8%

Undergraduate Programs - MCV Campus

Tuition	\$217	\$287		\$768	\$817	
University Fee	\$67	\$67		\$67	\$67	
Technology Fee	\$4	\$4		\$4	\$4	
Student Government Fee*	\$7	\$7		\$7	\$7	
Capital Outlay Fee	<u>n/a</u>	<u>n/a</u>		<u>\$17</u>	<u>\$18</u>	
Total	\$295	\$365	23.7%	\$863	\$913	5.8%

**Per semester charge.*

Masters Programs - Monroe Park Campus

Tuition	\$451	\$479		\$938	\$994	
University Fee	\$67	\$67		\$67	\$67	
Technology Fee	\$4	\$4		\$4	\$4	
Student Activity Fee	\$4	\$4		\$4	\$4	
Capital Outlay Fee	<u>n/a</u>	<u>n/a</u>		<u>\$17</u>	<u>\$18</u>	
Total	\$526	\$554	5.3%	\$1,030	\$1,087	5.5%

Masters Programs - MCV Campus

Tuition	\$451	\$479		\$938	\$994	
University Fee	\$67	\$67		\$67	\$67	
Technology Fee	\$4	\$4		\$4	\$4	
Student Government Fee*	\$7	\$7		\$7	\$7	
Capital Outlay Fee	<u>n/a</u>	<u>n/a</u>		<u>\$17</u>	<u>\$18</u>	
Total	\$529	\$557	5.3%	\$1,033	\$1,090	5.5%

**Per semester charge.*

Virginia Commonwealth University
Typical Charges
Regular Session

	Resident			Nonresident		
	2009-10	2010-11	% Chg.	2009-10	2010-11	% Chg.
<i>Doctoral Programs - Monroe Park Campus</i>						
Tuition	\$401	\$401		\$884	\$884	
University Fee	\$67	\$67		\$67	\$67	
Technology Fee	\$4	\$4		\$4	\$4	
Student Activity Fee	\$4	\$4		\$4	\$4	
Capital Outlay Fee	<u>n/a</u>	<u>n/a</u>		<u>\$17</u>	<u>\$18</u>	
Total	\$476	\$476	0.0%	\$976	\$977	0.1%
<i>Doctoral Programs - MCV Campus</i>						
Tuition	\$401	\$401		\$884	\$884	
University Fee	\$67	\$67		\$67	\$67	
Technology Fee	\$4	\$4		\$4	\$4	
Student Government Fee*	\$7	\$7		\$7	\$7	
Capital Outlay Fee	<u>n/a</u>	<u>n/a</u>		<u>\$17</u>	<u>\$18</u>	
Total	\$479	\$479	0.0%	\$979	\$980	0.1%
<i>*Per semester charge.</i>						
Part-Time Students, Off-Campus						
<i>Undergraduate Programs</i>						
Tuition	\$217	\$287		\$768	\$817	
Technology Fee	<u>\$4</u>	<u>\$4</u>		<u>\$4</u>	<u>\$4</u>	
Total	\$221	\$291	31.7%	\$772	\$821	6.3%
<i>Masters Programs</i>						
Tuition	\$451	\$479		\$938	\$994	
Technology Fee	<u>\$4</u>	<u>\$4</u>		<u>\$4</u>	<u>\$4</u>	
Total	\$455	\$483	6.2%	\$942	\$998	5.9%
<i>Doctoral Programs</i>						
Tuition	\$401	\$401		\$884	\$884	
Technology Fee	<u>\$4</u>	<u>\$4</u>		<u>\$4</u>	<u>\$4</u>	
Total	\$405	\$405	0.0%	\$888	\$888	0.0%

Note: Part-time undergraduate students enrolled in graduate courses required for their degree pay the undergraduate rate.

Virginia Commonwealth University
Typical Charges
Summer Session*

	Resident			Nonresident		
	2009-10	2010-11	% Chg.	2009-10	2010-11	% Chg.
Full-Time Students, On-Campus						
<i>Undergraduate Programs - Monroe Park Campus</i>						
Tuition	\$2,593	\$3,443		\$9,205	\$9,802	
University Fee	\$529	\$529		\$529	\$529	
Technology Fee	\$22	\$22		\$22	\$22	
Student Activity Fee	\$15	\$15		\$15	\$15	
Capital Outlay Fee	<u>n/a</u>	<u>n/a</u>		<u>\$204</u>	<u>\$207</u>	
Total	\$3,159	\$4,009	26.9%	\$9,975	\$10,575	6.0%
<i>Undergraduate Programs - MCV Campus</i>						
Tuition	\$2,593	\$3,443		\$9,205	\$9,802	
University Fee	\$529	\$529		\$529	\$529	
Technology Fee	\$22	\$22		\$22	\$22	
Student Government Fee	\$12	\$12		\$12	\$12	
Capital Outlay Fee	<u>n/a</u>	<u>n/a</u>		<u>\$204</u>	<u>\$207</u>	
Total	\$3,156	\$4,006	26.9%	\$9,972	\$10,572	6.0%
<i>Masters Programs - Monroe Park Campus</i>						
Tuition	\$4,059	\$4,311		\$8,440	\$8,946	
University Fee	\$529	\$529		\$529	\$529	
Technology Fee	\$22	\$22		\$22	\$22	
Student Activity Fee	\$15	\$15		\$15	\$15	
Capital Outlay Fee	<u>n/a</u>	<u>n/a</u>		<u>\$204</u>	<u>\$207</u>	
Total	\$4,625	\$4,877	5.4%	\$9,210	\$9,719	5.5%
<i>Masters Programs - MCV Campus</i>						
Tuition	\$4,059	\$4,311		\$8,440	\$8,946	
University Fee	\$529	\$529		\$529	\$529	
Technology Fee	\$22	\$22		\$22	\$22	
Student Government Fee	\$12	\$12		\$12	\$12	
Capital Outlay Fee	<u>n/a</u>	<u>n/a</u>		<u>\$204</u>	<u>\$207</u>	
Total	\$4,622	\$4,874	5.5%	\$9,207	\$9,716	5.5%
<i>Doctoral Programs - Monroe Park Campus</i>						
Tuition	\$3,612	\$3,612		\$7,952	\$7,952	
University Fee	\$529	\$529		\$529	\$529	
Technology Fee	\$22	\$22		\$22	\$22	
Student Activity Fee	\$15	\$15		\$15	\$15	
Capital Outlay Fee	<u>n/a</u>	<u>n/a</u>		<u>\$204</u>	<u>\$207</u>	
Total	\$4,178	\$4,178	0.0%	\$8,722	\$8,725	0.0%

**Virginia Commonwealth University
Typical Charges
Summer Session***

	Resident			Nonresident		
	2009-10	2010-11	% Chg.	2009-10	2010-11	% Chg.
<i>Doctoral Programs - MCV Campus</i>						
Tuition	\$3,612	\$3,612		\$7,952	\$7,952	
University Fee	\$529	\$529		\$529	\$529	
Technology Fee	\$22	\$22		\$22	\$22	
Student Government Fee	\$12	\$12		\$12	\$12	
Capital Outlay Fee	n/a	n/a		<u>\$204</u>	<u>\$207</u>	
Total	\$4,175	\$4,175	0.0%	\$8,719	\$8,722	0.0%
Full-Time Students, Off-Campus						
<i>Undergraduates</i>						
Tuition	\$2,593	\$3,443		\$9,205	\$9,802	
Technology Fee	<u>\$22</u>	<u>\$22</u>		<u>\$22</u>	<u>\$22</u>	
Total	\$2,615	\$3,465	32.5%	\$9,227	\$9,824	6.5%
<i>Masters Students</i>						
Tuition	\$4,059	\$4,311		\$8,440	\$8,946	
Technology Fee	<u>\$22</u>	<u>\$22</u>		<u>\$22</u>	<u>\$22</u>	
Total	\$4,081	\$4,333	6.2%	\$8,462	\$8,968	6.0%
<i>Doctoral Students</i>						
Tuition	\$3,612	\$3,612		\$7,952	\$7,952	
Technology Fee	<u>\$22</u>	<u>\$22</u>		<u>\$22</u>	<u>\$22</u>	
Total	\$3,634	\$3,634	0.0%	\$7,974	\$7,974	0.0%

Course Overload Fee

In addition to the tuition charges identified herein, full-time undergraduate students are also charged at the part-time per credit hour rate for each additional hour exceeding 18 credit hours per semester in which the student is enrolled. Full-time graduate students are also charged at the part-time per credit hour rate for each additional hour exceeding 15 credit hours per semester in which the student is enrolled.

Students enrolled in overload courses are charged the additional per credit hour amount for tuition. The overload fee does not apply to students in first professional programs or other programs which specifically require the student to enroll in courses that exceed the applicable maximum number of credit hours.

**Summer rates projected. Subject to revision*

**Virginia Commonwealth University
Typical Charges
Summer Session***

	Resident			Nonresident		
	2009-10	2010-11	% Chg.	2009-10	2010-11	% Chg.
Part-Time Students, On-Campus						
<i>Undergraduate Programs - Monroe Park Campus</i>						
Tuition	\$217	\$287		\$768	\$817	
University Fee	\$43	\$43		\$43	\$43	
Technology Fee	\$4	\$4		\$4	\$4	
Student Activity Fee	\$2	\$2		\$2	\$2	
Capital Outlay Fee	n/a	n/a		\$17	\$18	
Total	\$266	\$336	26.3%	\$834	\$884	6.0%
<i>Undergraduate Programs - MCV Campus</i>						
Tuition	\$217	\$287		\$768	\$817	
University Fee	\$43	\$43		\$43	\$43	
Technology Fee	\$4	\$4		\$4	\$4	
Student Government Fee*	\$7	\$7		\$7	\$7	
Capital Outlay Fee	n/a	n/a		\$17	\$18	
Total	\$271	\$341	25.8%	\$839	\$889	6.0%
* Total summer session						
<i>Masters Programs - Monroe Park Campus</i>						
Tuition	\$451	\$479		\$938	\$994	
University Fee	\$43	\$43		\$43	\$43	
Technology Fee	\$4	\$4		\$4	\$4	
Student Activity Fee	\$2	\$2		\$2	\$2	
Capital Outlay Fee	n/a	n/a		\$17	\$18	
Total	\$500	\$528	5.6%	\$1,004	\$1,061	5.7%
<i>Masters Programs - MCV Campus</i>						
Tuition	\$451	\$479		\$938	\$994	
University Fee	\$43	\$43		\$43	\$43	
Technology Fee	\$4	\$4		\$4	\$4	
Student Government Fee*	\$7	\$7		\$7	\$7	
Capital Outlay Fee	n/a	n/a		\$17	\$18	
Total	\$505	\$533	5.5%	\$1,009	\$1,066	5.6%
* Total summer session						
<i>Doctoral Students - Monroe Park Campus</i>						
Tuition	\$401	\$401		\$884	\$884	
University Fee	\$43	\$43		\$43	\$43	
Technology Fee	\$4	\$4		\$4	\$4	
Student Activity Fee	\$2	\$2		\$2	\$2	
Capital Outlay Fee	n/a	n/a		\$17	\$18	
Total	\$450	\$450	0.0%	\$950	\$951	0.1%

**Virginia Commonwealth University
Typical Charges
Summer Session***

	Resident			Nonresident		
	2009-10	2010-11	% Chg.	2009-10	2010-11	% Chg.
<i>Doctoral Programs - MCV Campus</i>						
Tuition	\$401	\$401		\$884	\$884	
University Fee	\$43	\$43		\$43	\$43	
Technology Fee	\$4	\$4		\$4	\$4	
Student Government Fee*	\$7	\$7		\$7	\$7	
Capital Outlay Fee	n/a	n/a		<u>\$17</u>	<u>\$18</u>	
Total	<u>\$455</u>	<u>\$455</u>	0.0%	<u>\$955</u>	<u>\$956</u>	0.1%
<i>* Total summer session</i>						
Part-Time Students, Off-Campus						
<i>Undergraduate Programs</i>						
Tuition	\$217	\$287		\$768	\$817	
Technology Fee	<u>\$4</u>	<u>\$4</u>		<u>\$4</u>	<u>\$4</u>	
Total	\$221	\$291	31.7%	\$772	\$821	6.3%
<i>Masters Programs</i>						
Tuition	\$451	\$479		\$938	\$994	
Technology Fee	<u>\$4</u>	<u>\$4</u>		<u>\$4</u>	<u>\$4</u>	
Total	\$455	\$483	6.2%	\$942	\$998	5.9%
<i>Doctoral Programs</i>						
Tuition	\$401	\$401		\$884	\$884	
Technology Fee	<u>\$4</u>	<u>\$4</u>		<u>\$4</u>	<u>\$4</u>	
Total	\$405	\$405	0.0%	\$888	\$888	0.0%

Holiday Intersession

Only the per credit hour tuition rate is charged. No fees are charged.

**Summer rates projected. Subject to revision*

Virginia Commonwealth University
Typical Charges
School of the Arts
Monroe Park Campus

	Resident			Nonresident		
	2009-10	2010-11	% Chg.	2009-10	2010-11	% Chg.
Full-Time Students						
<i>Undergraduate Programs</i>						
Mandatory Tuition and Fees						
Tuition	\$5,185	\$6,885		\$18,409	\$19,604	
Arts Majors Differential	n/a	\$1,090		n/a	\$1,090	
University Fee	\$1,587	\$1,587		\$1,587	\$1,587	
Technology Fee	\$68	\$68		\$68	\$68	
Health Service Fee	\$187	\$187		\$187	\$187	
Student Activity Fee	\$90	\$90		\$90	\$90	
Capital Outlay Fee	n/a	n/a		\$408	\$413	
Arts Majors Fee*	<u>\$562</u>	<u>n/a</u>		<u>\$562</u>	<u>n/a</u>	
Total	\$7,679	\$9,907	29.0%	\$21,311	\$23,039	8.1%
<i>Masters Programs</i>						
Mandatory Tuition and Fees						
Tuition	\$8,116	\$8,616		\$16,871	\$17,883	
Arts Majors Differential	n/a	\$1,090		n/a	\$1,090	
University Fee	\$1,587	\$1,587		\$1,587	\$1,587	
Technology Fee	\$68	\$68		\$68	\$68	
Health Service Fee	\$187	\$187		\$187	\$187	
Student Activity Fee	\$56	\$56		\$56	\$56	
Capital Outlay Fee	n/a	n/a		\$408	\$413	
Arts Majors Fee*	<u>\$1,039</u>	<u>n/a</u>		<u>\$1,039</u>	<u>n/a</u>	
Total	\$11,053	\$11,604	5.0%	\$20,216	\$21,284	5.3%
<i>Doctoral Programs</i>						
Mandatory Tuition and Fees						
Tuition	\$7,224	\$7,224		\$15,904	\$15,904	
Arts Majors Differential	n/a	\$1,090		n/a	\$1,090	
University Fee	\$1,587	\$1,587		\$1,587	\$1,587	
Technology Fee	\$68	\$68		\$68	\$68	
Health Service Fee	\$187	\$187		\$187	\$187	
Student Activity Fee	\$56	\$56		\$56	\$56	
Capital Outlay Fee	n/a	n/a		\$408	\$413	
Arts Majors Fee*	<u>\$1,039</u>	<u>n/a</u>		<u>\$1,039</u>	<u>n/a</u>	
Total	\$10,161	\$10,212	0.5%	\$19,249	\$19,305	0.3%

*The Arts Majors Fee, the instructional fees and the applied private music fees for majors have been replaced with a tuition differential of \$1,090 for full-time Arts Majors.

Virginia Commonwealth University
Typical Charges
School of the Arts
Monroe Park Campus

	Resident			Nonresident		
	2009-10	2010-11	% Chg.	2009-10	2010-11	% Chg.
Qatar Campus						
Undergraduate Tuition*	\$18,409	\$19,604		\$18,409	\$19,604	
Mandatory Book Fee	<u>\$732</u>	<u>\$768</u>		<u>\$732</u>	<u>\$768</u>	
Total**	\$19,141	\$20,372	6.4%	\$19,141	\$20,372	6.4%
Masters of Fine Arts in Design Studios Tuition*	\$16,871	\$17,883		\$16,871	\$17,883	
Mandatory Book Fee	<u>\$732</u>	<u>\$768</u>		<u>\$732</u>	<u>\$768</u>	
Total**	\$17,603	\$18,651	6.0%	\$17,603	\$18,651	6.0%

*Tuition for newly-enrolling Qatar Ministry of Education students studying in Qatar is \$39,208 for undergraduates and \$35,766 for graduates. Continuing students pay the tuition rate in effect at the time of their initial enrollment. For VCU resident and nonresident students studying abroad at VCUQ, the standard nonresident rate for 2010-11 will apply. Residents will receive a scholarship from VCUQ to waive the difference between the resident and non-resident rate. Students will be billed and will pay VCUQ directly. For VCUQ students studying at VCU, all incoming students from VCUQ will pay the published non-resident tuition rate for 2010-11. Students will be billed through Student Accounting.

** In addition, newly-enrolling students on the Qatar Campus pay a one-time registration fee of \$137.

Part-time Students

Undergraduate Programs

Mandatory Tuition and Fees

Tuition	\$217	\$287		\$768	\$817	
Arts Majors Differential	n/a	\$59		n/a	\$59	
University Fee	\$67	\$67		\$67	\$67	
Technology Fee	\$4	\$4		\$4	\$4	
Student Activity Fee	\$4	\$4		\$4	\$4	
Capital Outlay Fee	n/a	n/a		\$17	\$18	
Arts Majors Fee*	<u>\$80</u>	<u>n/a</u>		<u>\$80</u>	<u>n/a</u>	
Total	\$372	\$421	13.2%	\$940	\$969	3.1%

Masters Programs

Mandatory Tuition and Fees

Tuition	\$451	\$479		\$938	\$994	
Arts Majors Differential	n/a	\$61		n/a	\$61	
University Fee	\$67	\$67		\$67	\$67	
Technology Fee	\$4	\$4		\$4	\$4	
Student Activity Fee	\$4	\$4		\$4	\$4	
Capital Outlay Fee	n/a	n/a		\$17	\$18	
Arts Majors Fee*	<u>\$265</u>	<u>n/a</u>		<u>\$265</u>	<u>n/a</u>	
Total	\$791	\$615	-22.3%	\$1,295	\$1,148	-11.4%

*The Arts Majors Fee has been replaced with a tuition differential of \$59 per credit hour for part-time Undergraduate Arts Majors and \$61 per credit hour for part-time Graduate Arts Majors. Fee is a per semester charge.

**Virginia Commonwealth University
Typical Charges
School of the Arts
Monroe Park Campus**

	Resident			Nonresident		
	2009-10	2010-11	% Chg.	2009-10	2010-11	% Chg.
<i>Doctoral Programs</i>						
Mandatory Tuition and Fees						
Tuition	\$401	\$401		\$884	\$884	
Arts Majors Differential	n/a	\$61		n/a	\$61	
University Fee	\$67	\$67		\$67	\$67	
Technology Fee	\$4	\$4		\$4	\$4	
Student Activity Fee	\$4	\$4		\$4	\$4	
Capital Outlay Fee	n/a	n/a		\$17	\$18	
Arts Majors Fee*	<u>\$265</u>	<u>n/a</u>		<u>\$265</u>	<u>n/a</u>	
Total	\$741	\$537	-27.5%	\$1,241	\$1,038	-16.4%

**The Arts Majors Fee has been replaced with a tuition differential of \$59 per credit hour for part-time Undergraduate Arts Majors and \$61 per credit hour for part-time Graduate Arts Majors. Fee is a per semester charge.*

School of the Arts Fees

Instruction Support Fee (per course)						
For Non-Arts Majors	\$0	\$32	n/a	\$0	\$32	n/a
Music - Applied private music fees						
1 credit Undergraduate and Graduate non-music majors	\$292	\$307	5.1%	\$292	\$307	5.1%
Student Application Fees for Undergraduates and Graduates	\$50	\$50	0.0%	\$50	\$50	0.0%
Deposits for Freshmen, Transfer, and Graduate Students	\$300	\$300	0.0%	\$300	\$300	0.0%
Summer Session Full Time						
Arts Majors Differential	n/a	\$545	n/a	n/a	\$545	n/a

Virginia Commonwealth University
Typical Charges
School of Business
Monroe Park Campus

	Resident			Nonresident		
	2009-10	2010-11	% Chg.	2009-10	2010-11	% Chg.
Full-Time Students						
<i>Undergraduate Programs</i>						
Mandatory Tuition and Fees						
Tuition	\$5,185	\$6,885		\$18,409	\$19,604	
University Fee	\$1,587	\$1,587		\$1,587	\$1,587	
Technology Fee	\$68	\$68		\$68	\$68	
Health Service Fee	\$187	\$187		\$187	\$187	
Student Activity Fee	\$90	\$90		\$90	\$90	
Capital Outlay Fee	n/a	n/a		\$408	\$413	
Business Majors Fee	<u>\$295</u>	<u>\$295</u>		<u>\$295</u>	<u>\$295</u>	
Total	\$7,412	\$9,112	22.9%	\$21,044	\$22,244	5.7%
<i>Master Programs</i>						
Mandatory Tuition and Fees						
Tuition	\$8,116	\$8,616		\$16,871	\$17,883	
University Fee	\$1,587	\$1,587		\$1,587	\$1,587	
Technology Fee	\$68	\$68		\$68	\$68	
Health Service Fee	\$187	\$187		\$187	\$187	
Student Activity Fee	\$56	\$56		\$56	\$56	
Capital Outlay Fee	n/a	n/a		\$408	\$413	
Business Majors Fee	<u>\$391</u>	<u>\$391</u>		<u>\$391</u>	<u>\$391</u>	
Total	\$10,405	\$10,905	4.8%	\$19,568	\$20,585	5.2%
Fast Track MBA ¹	\$44,000	\$46,000	4.5%	\$44,000	\$46,000	4.5%
Fast Track MBA Lodging Fee - <i>optional</i>	\$3,500	\$5,000	42.9%	\$3,500	\$5,000	42.9%
Deposit	\$1,000	\$1,000	0.0%	\$1,000	\$1,000	0.0%
Fast Track MS Information Systems ²	\$32,000	\$33,000	3.1%	\$32,000	\$33,000	3.1%
Fast Track MS Lodging Fee - <i>optional</i>	\$3,000	\$3,000	0.0%	\$3,000	\$3,000	0.0%
Deposit	\$500	\$500	0.0%	\$500	\$500	0.0%
Fast Track MS Information Systems - Dual Degree ³	\$21,000	\$21,000	0.0%	\$21,000	\$21,000	0.0%
Fast Track MS Lodging Fee - <i>optional</i>	\$3,000	\$3,000	0.0%	\$3,000	\$3,000	0.0%

¹ The amount for the Fast Track MBA program represents the total charge for the 13-course program; no University fees are assessed to this program. There is an optional fee where students pay for Friday night accommodations at a discounted rate.

² The amount for the Fast Track M.S. in Information Systems represents the total charge for the ten-course program; no University fees are assessed to this program. There is an optional fee where students pay for Friday night accommodations at a discounted rate.

³ The Fast Track MS in Information Systems Dual Degree is only open to graduates of the Fast Track MBA Program; no University fees are assessed to this program. There is an optional fee where students pay for Friday night accommodations at a discounted rate.

Virginia Commonwealth University
Typical Charges
School of Business
Monroe Park Campus

	Resident			Nonresident		
	2009-10	2010-11	% Chg.	2009-10	2010-11	% Chg.
<i>Doctoral Programs</i>						
Mandatory Tuition and Fees						
Tuition	\$7,224	\$7,224		\$15,904	\$15,904	
University Fee	\$1,587	\$1,587		\$1,587	\$1,587	
Technology Fee	\$68	\$68		\$68	\$68	
Health Service Fee	\$187	\$187		\$187	\$187	
Student Activity Fee	\$56	\$56		\$56	\$56	
Capital Outlay Fee	n/a	n/a		\$408	\$413	
Business Majors Fee	<u>\$391</u>	<u>\$391</u>		<u>\$391</u>	<u>\$391</u>	
Total	\$9,513	\$9,513	0.0%	\$18,601	\$18,606	0.0%
Part-Time Students						
<i>Undergraduate Programs</i>						
Mandatory Tuition and Fees						
Tuition	\$217	\$287		\$768	\$817	
University Fee	\$67	\$67		\$67	\$67	
Technology Fee	\$4	\$4		\$4	\$4	
Student Activity Fee	\$4	\$4		\$4	\$4	
Capital Outlay Fee	n/a	n/a		\$17	\$18	
Business Majors Fee*	<u>\$74</u>	<u>\$74</u>		<u>\$74</u>	<u>\$74</u>	
Total	\$366	\$436	19.1%	\$934	\$984	5.4%
<i>Masters Programs</i>						
Mandatory Tuition and Fees						
Tuition	\$451	\$479		\$938	\$994	
University Fee	\$67	\$67		\$67	\$67	
Technology Fee	\$4	\$4		\$4	\$4	
Student Activity Fee	\$4	\$4		\$4	\$4	
Capital Outlay Fee	n/a	n/a		\$17	\$18	
Business Majors Fee*	<u>\$102</u>	<u>\$102</u>		<u>\$102</u>	<u>\$102</u>	
Total	\$628	\$656	4.5%	\$1,132	\$1,189	5.0%
<i>*Per semester charge.</i>						
<i>Doctoral Programs</i>						
Mandatory Tuition and Fees						
Tuition	\$401	\$401		\$884	\$884	
University Fee	\$67	\$67		\$67	\$67	
Technology Fee	\$4	\$4		\$4	\$4	
Student Activity Fee	\$4	\$4		\$4	\$4	
Capital Outlay Fee	n/a	n/a		\$17	\$18	
Business Majors Fee*	<u>\$102</u>	<u>\$102</u>		<u>\$102</u>	<u>\$102</u>	
Total	\$578	\$578	0.0%	\$1,078	\$1,079	0.1%

Virginia Commonwealth University
Typical Charges
School of Business
Monroe Park Campus

	Resident			Nonresident		
	2009-10	2010-11	% Chg.	2009-10	2010-11	% Chg.
School of Business Fees						
Off-Site MBA Fee	\$50	\$50	0.0%	\$50	\$50	0.0%
MBA Deposit	\$250	\$250	0.0%	\$250	\$250	0.0%
Non-Business Majors Fee (per course)						
Undergraduate Upper Division	\$27	\$27	0.0%	\$27	\$27	0.0%
Graduate	\$36	\$36	0.0%	\$36	\$36	0.0%

**Per semester charge.*

Students enrolled in the MBA program at an off-site location pay a fee of \$50 per course in addition to the regular graduate level tuition

Virginia Commonwealth University
Typical Charges
School of Education
Monroe Park Campus

	Resident			Nonresident		
	2009-10	2010-11	% Chg.	2009-10	2010-11	% Chg.
Full-Time Students						
<i>Masters Programs</i>						
VCU Center for Sport Leadership Program*						
Mandatory Tuition and Fees						
Tuition	\$14,829	\$14,829		\$14,829	\$14,829	
University Fee	\$1,587	\$1,587		\$1,587	\$1,587	
Technology Fee	\$68	\$68		\$68	\$68	
Health Service Fee	\$187	\$187		\$187	\$187	
Student Activity Fee	\$56	\$56		\$56	\$56	
Capital Outlay Fee	<u>n/a</u>	<u>n/a</u>		<u>\$408</u>	<u>\$413</u>	
Total	\$16,727	\$16,727	0.0%	\$17,135	\$17,140	0.0%
Part-time Students						
<i>Masters Programs</i>						
VCU Center for Sport Leadership Program,* On-Campus						
Mandatory Tuition and Fees						
Tuition	\$495	\$495		\$495	\$495	
University Fee	\$67	\$67		\$67	\$67	
Technology Fee	\$4	\$4		\$4	\$4	
Student Activity Fee	\$4	\$4		\$4	\$4	
Capital Outlay Fee	<u>\$0</u>	<u>\$0</u>		<u>\$17</u>	<u>\$18</u>	
Total	\$570	\$570	0.0%	\$587	\$588	0.2%
VCU Center for Sport Leadership Distance Learning						
Mandatory Tuition and Fees						
Tuition	\$372	\$434		\$372	\$434	
Technology Fee	<u>\$4</u>	<u>\$4</u>		<u>\$4</u>	<u>\$4</u>	
Total	\$376	\$438	16.5%	\$376	\$438	16.5%
School of Education Fees						
Student Teaching Internship Fee - CLED 672, ECSE 700, HPEX 493-494, SEDP 700 (not sec 3), TEDU 485-486, 672 (Sec 1,2,3,7), 674 (not sec 3)						
	\$100	\$150	50.0%	\$100	\$150	50.0%
Athletic Training Lab Fee - HEMS 610, HPEX 121, 271, 441, 200, 220, 320, 321, 322, 324, 375						
	\$70	\$70	0.0%	\$70	\$70	0.0%
European Model of Sport Fee - SPTL 650, for the travel and lodging costs of the program.*						
	\$1,500	\$1,700	13.3%	\$1,500	\$1,700	13.3%

* The VCU Center for Sport Leadership will be billed directly by the vendors for travel and lodging costs above the fee.

Virginia Commonwealth University
Typical Charges
School of Engineering
Monroe Park Campus

	Resident			Nonresident		
	2009-10	2010-11	% Chg.	2009-10	2010-11	% Chg.
Full-Time Students						
<i>Undergraduate Programs - Regular Session</i>						
Mandatory Tuition and Fees						
Tuition	\$6,607	\$8,307		\$19,440	\$20,635	
University Fee	\$1,587	\$1,587		\$1,587	\$1,587	
Technology Fee	\$68	\$68		\$68	\$68	
Health Service Fee	\$187	\$187		\$187	\$187	
Student Activity Fee	\$90	\$90		\$90	\$90	
Capital Outlay Fee	<u>n/a</u>	<u>n/a</u>		<u>\$408</u>	<u>\$413</u>	
Total	\$8,539	\$10,239	19.9%	\$21,780	\$22,980	5.5%
<i>Undergraduate Programs - Summer Session</i>						
Mandatory Tuition and Fees						
Tuition	\$3,304	\$4,154		\$9,720	\$10,318	
University Fee	\$529	\$529		\$529	\$529	
Technology Fee	\$22	\$22		\$22	\$22	
Student Activity Fee	\$15	\$15		\$15	\$15	
Capital Outlay Fee	<u>n/a</u>	<u>n/a</u>		<u>\$204</u>	<u>\$207</u>	
Total	\$3,870	\$4,720	22.0%	\$10,490	\$11,091	5.7%
Part-Time Students						
<i>Undergraduate Programs - Regular Session</i>						
Mandatory Tuition and Fees						
Tuition	\$276	\$347		\$810	\$860	
University Fee	\$67	\$67		\$67	\$67	
Technology Fee	\$4	\$4		\$4	\$4	
Student Activity Fee	\$4	\$4		\$4	\$4	
Capital Outlay Fee	<u>n/a</u>	<u>n/a</u>		<u>\$17</u>	<u>\$18</u>	
Total	\$351	\$422	20.2%	\$902	\$953	5.7%
<i>Undergraduate Programs - Summer and Holiday Intersession *</i>						
Mandatory Tuition and Fees						
Tuition	\$276	\$347		\$810	\$860	
University Fee	\$43	\$43		\$43	\$43	
Technology Fee	\$4	\$4		\$4	\$4	
Student Activity Fee	\$2	\$2		\$2	\$2	
Capital Outlay Fee	<u>n/a</u>	<u>n/a</u>		<u>\$17</u>	<u>\$18</u>	
Total	\$325	\$396	21.8%	\$876	\$927	5.8%

* For the Holiday Intersession, only the per credit hour tuition rate is charged. No fees are charged.

Note: Part-time undergraduates enrolled in graduate courses required for their degree pay the undergraduate rate.

**Virginia Commonwealth University
Typical Charges
School of Engineering
Monroe Park Campus**

	Resident			Nonresident		
	2009-10	2010-11	% Chg.	2009-10	2010-11	% Chg.
<i>Masters Programs</i>						
MS Computer Science - Dahlgren (Off-Campus)						
Mandatory Tuition and Fees						
Tuition **	\$677	\$719		n/a	n/a	
University Fee	n/a	n/a		n/a	n/a	
Technology Fee	\$4	\$4		n/a	n/a	
Student Activity Fee	n/a	n/a		n/a	n/a	
Capital Outlay Fee	<u>n/a</u>	<u>n/a</u>		<u>n/a</u>	<u>n/a</u>	
Total	\$681	\$723	6.2%	n/a	n/a	n/a

*** The per credit hour rate is 1.5 times the standard graduate credit hour rate.*

School of Engineering Fees

Instructional Lab Fees (per course)	\$65	\$65	0.0%	\$65	\$65	0.0%
School of Medicine Quantitative Physiology Course Fee for Biomedical Engineering Students (course offered by School of Medicine)	\$50	\$50	0.0%	\$50	\$50	0.0%

Virginia Commonwealth University
Typical Charges
College of Humanities and Sciences
Monroe Park Campus

	Resident			Nonresident		
	2009-10	2010-11	% Chg.	2009-10	2010-11	% Chg.
Full-Time Students						
<i>Masters Programs</i>						
<i>Brandcenter</i>						
Mandatory Tuition and Fees						
Tuition	\$19,500	\$19,500		\$19,500	\$19,500	
University Fee	\$1,587	\$1,587		\$1,587	\$1,587	
Technology Fee	\$68	\$68		\$68	\$68	
Health Service Fee	\$187	\$187		\$187	\$187	
Student Activity Fee	\$56	\$56		\$56	\$56	
Capital Outlay Fee	<u>n/a</u>	<u>n/a</u>		<u>\$408</u>	<u>\$413</u>	
Total	\$21,398	\$21,398	0.0%	\$21,806	\$21,811	0.0%
<i>MS in Mass Communications*</i>						
Mandatory Tuition and Fees						
Tuition	\$26,100	\$8,616		\$26,100	\$17,883	
University Fee	\$1,587	\$1,587		\$1,587	\$1,587	
Technology Fee	\$68	\$68		\$68	\$68	
Health Service Fee	\$187	\$187		\$187	\$187	
Student Activity Fee	\$56	\$56		\$56	\$56	
Capital Outlay Fee	<u>n/a</u>	<u>n/a</u>		<u>\$408</u>	<u>\$413</u>	
Total	\$27,998	\$10,514	-62.4%	\$28,406	\$20,194	-28.9%
College of Humanities and Sciences Fees - Per Course						
Science Lab Fee for Chemistry, Biology Forensic Sciences 1xx, 2xx, 3xx and 4xx level courses	\$65	\$65	0.0%	\$65	\$65	0.0%
Science Lab Fee for Forensic Science for 6xx level courses	\$65	\$65	0.0%	\$65	\$65	0.0%
College of Humanities and Sciences Fees - Per Credit Hour						
Foreign Language Lab Fee	\$9	\$9	0.0%	\$9	\$9	0.0%

** Does not include the cost of international travel, which is a program requirement; total tuition only for the 30 credit hour program. Tuition for FY 2010-11 will be set equal to standard Masters Program rates.*

Virginia Commonwealth University
Typical Charges
School of Social Work
Monroe Park Campus

	Resident			Nonresident		
	2009-10	2010-11	% Chg.	2009-10	2010-11	% Chg.
Full-Time Students						
<i>Masters Programs, Off-Campus</i>						
Mandatory Tuition and Fees						
Tuition	\$8,116	\$8,616		\$16,871	\$17,883	
University Fee	\$0	\$0		\$0	\$0	
Technology Fee	\$68	\$68		\$68	\$68	
Health Service Fee	\$0	\$0		\$0	\$0	
Student Activity Fee	\$0	\$0		\$0	\$0	
Capital Outlay Fee	n/a	n/a		n/a	n/a	
Off-Campus Student Government Fee	<u>\$20</u>	<u>\$20</u>		<u>\$20</u>	<u>\$20</u>	
Total	\$8,204	\$8,704	6.1%	\$16,959	\$17,971	6.0%
<i>Doctoral Programs, Off-Campus</i>						
Mandatory Tuition and Fees						
Tuition	\$7,224	\$7,224		\$15,904	\$15,904	
University Fee	\$0	\$0		\$0	\$0	
Technology Fee	\$68	\$68		\$68	\$68	
Health Service Fee	\$0	\$0		\$0	\$0	
Student Activity Fee	\$0	\$0		\$0	\$0	
Capital Outlay Fee	n/a	n/a		n/a	n/a	
Off-Campus Student Government Fee	<u>\$20</u>	<u>\$20</u>		<u>\$20</u>	<u>\$20</u>	
Total	\$7,312	\$7,312	0.0%	\$15,992	\$15,992	0.0%
Part-time Students						
<i>Masters Programs, Off-Campus</i>						
Tuition	\$451	\$479		\$938	\$994	
University Fee	\$0	\$0		\$0	\$0	
Technology Fee	\$4	\$4		\$4	\$4	
Student Activity Fee	\$0	\$0		\$0	\$0	
Capital Outlay Fee	\$0	\$0		n/a	n/a	
Off-Campus Student Government Fee *	<u>\$10</u>	<u>\$10</u>		<u>\$10</u>	<u>\$10</u>	
	\$465	\$493	6.0%	\$952	\$1,008	5.9%
<i>Doctoral Programs, Off-Campus</i>						
Tuition	\$401	\$401		\$884	\$884	
University Fee	\$0	\$0		\$0	\$0	
Technology Fee	\$4	\$4		\$4	\$4	
Student Activity Fee	\$0	\$0		\$0	\$0	
Capital Outlay Fee	\$0	\$0		n/a	n/a	
Off-Campus Student Government Fee *	<u>\$10</u>	<u>\$10</u>		<u>\$10</u>	<u>\$10</u>	
Total	\$415	\$415	0.0%	\$898	\$898	0.0%

**Virginia Commonwealth University
Typical Charges
School of Social Work
Monroe Park Campus**

	Resident			Nonresident		
	2009-10	2010-11	% Chg.	2009-10	2010-11	% Chg.
School of Social Work Fees						
<i>Instructional Support Fee / Per Course</i>						
SLWK 393, 494, 495, 612, 693, 694, 793, and 794	\$100	\$100	0.0%	\$100	\$100	0.0%
SLWK 695 and 795 (6 credit hours)	\$200	\$200	0.0%	\$200	\$200	0.0%
Off-Campus Student Government Fee						
Full-Time	\$20	\$20	0.0%	\$20	\$20	0.0%
Part-Time (per semester)	\$10	\$10	0.0%	\$10	\$10	0.0%

* Per semester charge.

Note: Part-time undergraduate students enrolled in graduate courses required for their degree pay the undergraduate rate.

Virginia Commonwealth University
Typical Charges
International Education Programs

	Resident			Nonresident		
	2009-10	2010-11	% Chg.	2009-10	2010-11	% Chg.

International Study Abroad - Part-time Students *

Undergraduate Programs

Mandatory Tuition and Fees

Tuition	\$217	\$287		\$435	\$457	
Technology Fee	<u>\$4</u>	<u>\$4</u>		<u>\$4</u>	<u>\$4</u>	
Total	\$221	\$291	31.7%	\$439	\$461	5.0%

Masters Programs

Mandatory Tuition and Fees

Tuition	\$451	\$479		\$563	\$592	
Technology Fee	<u>\$4</u>	<u>\$4</u>		<u>\$4</u>	<u>\$4</u>	
Total	\$455	\$483	6.2%	\$567	\$596	5.1%

Doctoral Programs

Mandatory Tuition and Fees

Tuition	\$401	\$401		\$530	\$530	
Technology Fee	<u>\$4</u>	<u>\$4</u>		<u>\$4</u>	<u>\$4</u>	
Total	\$405	\$405	0.0%	\$534	\$534	0.0%

**Tuition and fees do not include the cost of travel and other cultural events, which are an integral part of the program. In addition to tuition and fees charged, students participating in the Office of International Education Programs are required to pay specific program fees that vary by program and destination. The program fees may include airfare, ground transportation, housing, food, activities and other related charges.*

International Education Programs Fees

International Programs - H-1-B Visa processing	n/a	n/a	n/a	\$500	\$500	0.0%
International Programs - E-3 Visa processing	n/a	n/a	n/a	\$500	\$500	0.0%
International Programs - TN Visa processing	n/a	n/a	n/a	\$250	\$250	0.0%
International Programs - DS-2019 Form	n/a	n/a	n/a	\$30	\$30	0.0%
Education Abroad Administration Fee	\$150	\$150	0.0%	\$150	\$150	0.0%
English Language Program **						
For Non-Native English Speakers						
English Language Program (per credit hour)	n/a	\$200	n/a	n/a	\$200	n/a
Eight Week Course (2 to 3 hrs per week)	\$275	\$0	n/a	\$275	\$0	n/a
Eight Week Course (4 to 5 hrs per week)	\$375	\$0	n/a	\$375	\$0	n/a
Semester Course (2 to 3 hrs per week)	\$550	\$0	n/a	\$550	\$0	n/a
Semester Course (4 to 5 hrs per week)	\$750	\$0	n/a	\$750	\$0	n/a
Application Fee	\$50	\$50	0.0%	\$50	\$50	0.0%
Placement Test Fee	\$100	\$100	0.0%	\$100	\$100	0.0%
Administrative Support Fee - non-native, international embassy-sponsored students	n/a	n/a	n/a	\$200	\$200	0.0%
Health Service Fee - per semester	\$94	\$94	0.0%	\$94	\$94	0.0%

*** The President or his designee(s) may set charges for courses offered by International Programs that involve contracting with third party sponsors to meet the needs of the sponsored students.*

Virginia Commonwealth University
Typical Charges by School
Allied Health Professions
MCV Campus

	Resident			Nonresident		
	2009-10	2010-11	% Chg.	2009-10	2010-11	% Chg.
Full-Time Students						
<i>Masters Programs</i>						
Health Administration Program - Online						
Mandatory Tuition and Fees						
Tuition	\$8,116	\$8,616		\$16,871	\$17,883	
University Fee	\$1,587	\$1,587		\$1,587	\$1,587	
Technology Fee	\$68	\$68		\$68	\$68	
Student Government Fee	\$36	\$36		\$36	\$36	
Capital Outlay Fee	n/a	n/a		\$408	\$413	
Executive Program Fee	<u>\$2,900</u>	<u>\$2,900</u>		<u>\$2,900</u>	<u>\$2,900</u>	
Total	\$12,707	\$13,207	3.9%	\$21,870	\$22,887	4.7%
Rehabilitation Counseling Program - Online						
Mandatory Tuition and Fees						
Tuition	\$8,116	\$8,616		\$8,193	\$8,693	
University Fee	\$1,587	\$1,587		\$1,587	\$1,587	
Technology Fee	\$68	\$68		\$68	\$68	
Student Government Fee	<u>\$36</u>	<u>\$36</u>		<u>\$36</u>	<u>\$36</u>	
Total	\$9,807	\$10,307	5.1%	\$9,884	\$10,384	5.1%
Nurse Anesthesia						
Mandatory Tuition and Fees						
Tuition	\$9,739	\$10,226		\$17,391	\$18,261	
University Fee	\$1,587	\$1,587		\$1,587	\$1,587	
Technology Fee	\$68	\$68		\$68	\$68	
Health Service Fee	\$187	\$187		\$187	\$187	
Student Government Fee	\$36	\$36		\$36	\$36	
Capital Outlay Fee	n/a	n/a		\$408	\$413	
Program Fee (per semester)	<u>\$75</u>	<u>\$75</u>		<u>\$75</u>	<u>\$75</u>	
Total	\$11,692	\$12,179	4.2%	\$19,752	\$20,627	4.4%
Patient Counseling (Regular Session)						
Mandatory Tuition and Fees						
Tuition	\$1,091	\$1,091		\$2,273	\$2,273	
University Fee	\$1,587	\$1,587		\$1,587	\$1,587	
Technology Fee	\$68	\$68		\$68	\$68	
Health Service Fee	\$187	\$187		\$187	\$187	
Student Government Fee	\$36	\$36		\$36	\$36	
Capital Outlay Fee	n/a	n/a		<u>\$408</u>	<u>\$413</u>	
Total	\$2,969	\$2,969	0.0%	\$4,559	\$4,564	0.1%

Virginia Commonwealth University
Typical Charges by School
Allied Health Professions
MCV Campus

	Resident			Nonresident		
	2009-10	2010-11	% Chg.	2009-10	2010-11	% Chg.
Patient Counseling (Summer Session)						
Mandatory Tuition and Fees						
Tuition	\$546	\$546		\$1,137	\$1,137	
University Fee	\$529	\$529		\$529	\$529	
Technology Fee	\$22	\$22		\$22	\$22	
Student Government Fee	\$12	\$12		\$12	\$12	
Capital Outlay Fee	n/a	n/a		<u>\$204</u>	<u>\$207</u>	
Total	\$1,109	\$1,109	0.0%	\$1,904	\$1,907	0.1%
Doctoral Programs						
Health Related Sciences						
Mandatory Tuition and Fees						
Tuition	\$7,224	\$7,224		\$15,904	\$15,904	
University Fee	\$1,587	\$1,587		\$1,587	\$1,587	
Technology Fee	\$68	\$68		\$68	\$68	
Student Government Fee	\$36	\$36		\$36	\$36	
Capital Outlay Fee	n/a	n/a		\$408	\$413	
Program Fee	<u>\$3,500</u>	<u>\$3,500</u>		<u>\$3,500</u>	<u>\$3,500</u>	
Total	\$12,415	\$12,415	0.0%	\$21,503	\$21,508	0.0%
Nurse Anesthesia Practice						
Mandatory Tuition and Fees						
Tuition	\$8,754	\$8,754		\$16,404	\$16,404	
University Fee	\$1,587	\$1,587		\$1,587	\$1,587	
Technology Fee	\$68	\$68		\$68	\$68	
Health Service Fee	\$187	\$187		\$187	\$187	
Student Government Fee	\$36	\$36		\$36	\$36	
Capital Outlay Fee	n/a	n/a		\$408	\$413	
Program Fee	<u>\$3,500</u>	<u>\$3,500</u>		<u>\$3,500</u>	<u>\$3,500</u>	
Total	\$14,132	\$14,132	0.0%	\$22,190	\$22,195	0.0%
Physical Therapy Program						
Mandatory Tuition and Fees						
Tuition	\$7,224	\$7,224		\$15,904	\$15,904	
University Fee	\$1,587	\$1,587		\$1,587	\$1,587	
Technology Fee	\$68	\$68		\$68	\$68	
Health Service Fee	\$187	\$187		\$187	\$187	
Student Government Fee	\$36	\$36		\$36	\$36	
Capital Outlay Fee	n/a	n/a		\$408	\$413	
Program Fee (per semester)	<u>\$250</u>	<u>\$250</u>		<u>\$250</u>	<u>\$250</u>	
Total	\$9,352	\$9,352	0.0%	\$18,440	\$18,445	0.0%

Virginia Commonwealth University
Typical Charges by School
Allied Health Professions
MCV Campus

	Resident			Nonresident		
	2009-10	2010-11	% Chg.	2009-10	2010-11	% Chg.
Part-Time Students						
<i>Masters Programs</i>						
Health Administration Program - Online						
Mandatory Tuition and Fees						
Tuition	\$451	\$479		\$938	\$994	
University Fee	\$67	\$67		\$67	\$67	
Technology Fee	\$4	\$4		\$4	\$4	
Student Government Fee*	\$7	\$7		\$7	\$7	
Capital Outlay Fee	n/a	n/a		\$17	\$18	
Executive Program Fee** (per credit hour)	<u>\$137</u>	<u>\$137</u>		<u>\$137</u>	<u>\$137</u>	
Total	\$666	\$694	4.2%	\$1,170	\$1,227	4.9%
*Per semester charge.						
**Fee also assessed to nonmajors taking courses in the program.						
Rehabilitation Counseling Program - Online						
Mandatory Tuition and Fees						
Tuition	\$451	\$479		\$456	\$484	
University Fee	\$67	\$67		\$67	\$67	
Technology Fee	\$4	\$4		\$4	\$4	
Student Government Fee*	\$7	\$7		\$7	\$7	
Capital Outlay Fee	<u>n/a</u>	<u>n/a</u>		<u>n/a</u>	<u>n/a</u>	
Total	\$529	\$557	5.3%	\$534	\$562	5.2%
Nurse Anesthesia						
Mandatory Tuition and Fees						
Tuition	\$542	\$570		\$967	\$1,016	
University Fee	\$67	\$67		\$67	\$67	
Technology Fee	\$4	\$4		\$4	\$4	
Student Government Fee*	\$7	\$7		\$7	\$7	
Capital Outlay Fee	<u>n/a</u>	<u>n/a</u>		<u>\$17</u>	<u>\$18</u>	
Total	\$620	\$648	4.5%	\$1,062	\$1,112	4.7%
Patient Counseling						
Mandatory Tuition and Fees						
Tuition	\$218	\$218		\$645	\$645	
University Fee	\$67	\$67		\$67	\$67	
Technology Fee	\$4	\$4		\$4	\$4	
Student Government Fee*	\$7	\$7		\$7	\$7	
Capital Outlay Fee	<u>n/a</u>	<u>n/a</u>		<u>\$17</u>	<u>\$18</u>	
Total	\$296	\$296	0.0%	\$740	\$741	0.1%

Virginia Commonwealth University
Typical Charges by School
Allied Health Professions
MCV Campus

	Resident			Nonresident		
	2009-10	2010-11	% Chg.	2009-10	2010-11	% Chg.
<i>Doctoral Programs</i>						
Ph.D. in Health Related Sciences						
Mandatory Tuition and Fees						
Tuition	\$401	\$401		\$884	\$884	
University Fee	\$67	\$67		\$67	\$67	
Technology Fee	\$4	\$4		\$4	\$4	
Student Government Fee*	\$7	\$7		\$7	\$7	
Capital Outlay Fee	n/a	n/a		\$17	\$18	
Program Fee** (per credit hour)	<u>\$200</u>	<u>\$200</u>		<u>\$200</u>	<u>\$200</u>	
Total	\$679	\$679	0.0%	\$1,179	\$1,180	0.1%

*Per semester charge.

**Fee also assessed to nonmajors taking courses in the program.

Nurse Anesthesia Practice

Mandatory Tuition and Fees						
Tuition	\$487	\$487		\$912	\$912	
University Fee	\$67	\$67		\$67	\$67	
Technology Fee	\$4	\$4		\$4	\$4	
Student Government Fee*	\$7	\$7		\$7	\$7	
Capital Outlay Fee	n/a	n/a		\$17	\$18	
Program Fee** (per credit hour)	<u>\$200</u>	<u>\$200</u>		<u>\$200</u>	<u>\$200</u>	
Total	\$765	\$765	0.0%	\$1,207	\$1,208	0.1%

Virginia Commonwealth University
Typical Charges by School
Allied Health Professions
MCV Campus

	Resident			Nonresident		
	2009-10	2010-11	% Chg.	2009-10	2010-11	% Chg.
School of Allied Health Professions Fees						
Application Fee - Doctor of Physical Therapy	\$50	\$50	0.0%	\$50	\$50	0.0%
Health Admin. Executive Program Fee **						
Full-time, per semester	\$1,450	\$1,450	0.0%	\$1,450	\$1,450	0.0%
Part-time, per credit hour	\$137	\$137	0.0%	\$137	\$137	0.0%
Doctor of Nurse Anesthesia Program Fee **						
Full-time, per semester (includes Summer)	\$1,750	\$1,750	0.0%	\$1,750	\$1,750	0.0%
Part-time, per credit hour	\$200	\$200	0.0%	\$200	\$200	0.0%
Health Related Sciences Program Fee **						
Full-time, per semester	\$1,750	\$1,750	0.0%	\$1,750	\$1,750	0.0%
Part-time, per credit hour	\$200	\$200	0.0%	\$200	\$200	0.0%
Masters of Nurse Anesthesia Program Fee**						
Full-time, per semester	\$75	\$75	0.0%	\$75	\$75	0.0%
Doctor of Physical Therapy Program Fee **						
Full-time, per semester	\$250	\$250	0.0%	\$250	\$250	0.0%
Radiation Sciences						
Full-time, per semester	n/a	\$50	n/a	n/a	\$50	n/a
Department of Occupational Therapy						
Full-time, per semester	n/a	\$150	n/a	n/a	\$150	n/a
Part-time, per credit hour	n/a	\$10	n/a	n/a	\$10	n/a
Department of Clinical Laboratory Science						
Full-time, per semester	n/a	\$100	n/a	n/a	\$100	n/a
Part-time, per credit hour	n/a	\$50	n/a	n/a	\$50	n/a
Categorical track, per semester	n/a	\$50	n/a	n/a	\$50	n/a
Retake of Clinical Qualifying Examination	n/a	\$50	n/a	n/a	\$50	n/a

**Per semester charge.*

***Fee also assessed to nonmajors taking courses in the program.*

Virginia Commonwealth University
Typical Charges by School
School of Dentistry
MCV Campus

	Resident			Nonresident		
	2009-10	2010-11	% Chg.	2009-10	2010-11	% Chg.
Undergraduate Programs						
Dental Hygiene (First Year)						
Mandatory Tuition and Fees						
Tuition	\$5,185	\$6,885		\$18,409	\$19,604	
University Fee	\$1,587	\$1,587		\$1,587	\$1,587	
Technology Fee	\$68	\$68		\$68	\$68	
Health Service Fee	\$187	\$187		\$187	\$187	
Student Government Fee	\$36	\$36		\$36	\$36	
Capital Outlay Fee	n/a	n/a		\$408	\$413	
Instrument Rental Fee	\$570	\$590		\$570	\$590	
Instrument Kit Purchase	\$555	\$580		\$555	\$580	
Clinic Technology Fee	\$100	\$105		\$100	\$105	
Printing Fees	n/a	\$10		n/a	\$10	
Dental Student Government Fee	<u>\$30</u>	<u>\$30</u>		<u>\$30</u>	<u>\$30</u>	
Total	\$8,318	\$10,078	21.2%	\$21,950	\$23,210	5.7%
Dental Hygiene (Second Year)						
Mandatory Tuition and Fees						
Tuition	\$5,185	\$6,885		\$18,409	\$19,604	
University Fee	\$1,587	\$1,587		\$1,587	\$1,587	
Technology Fee	\$68	\$68		\$68	\$68	
Health Service Fee	\$187	\$187		\$187	\$187	
Student Government Fee	\$36	\$36		\$36	\$36	
Capital Outlay Fee	n/a	n/a		\$408	\$413	
Instrument Rental Fee*	\$570	\$590		\$570	\$590	
Clinic Technology Fee	\$100	\$105		\$100	\$105	
Printing Fees	n/a	\$10		n/a	\$10	
Dental Student Government Fee	<u>\$30</u>	<u>\$30</u>		<u>\$30</u>	<u>\$30</u>	
Total	\$7,763	\$9,498	22.3%	\$21,395	\$22,630	5.8%
<i>*Second-year transfer students pay the same instrument rental fee.</i>						
Masters Programs						
Advanced Dental Education						
Mandatory Tuition and Fees						
Tuition	\$4,967	\$4,966		\$4,559	\$4,553	
University Fee	\$1,587	\$1,587		\$1,587	\$1,587	
Technology Fee	\$68	\$68		\$68	\$68	
Health Service Fee	\$187	\$187		\$187	\$187	
Student Government Fee	\$36	\$36		\$36	\$36	
Capital Outlay Fee	<u>n/a</u>	<u>n/a</u>		<u>\$408</u>	<u>\$413</u>	
Total	\$6,845	\$6,844	0.0%	\$6,845	\$6,844	0.0%

Virginia Commonwealth University
Typical Charges by School
School of Dentistry
MCV Campus

	Resident			Nonresident		
	2009-10	2010-11	% Chg.	2009-10	2010-11	% Chg.
First Professional Programs						
First Year Students						
Mandatory Tuition and Fees						
Tuition	\$19,617	\$21,186		\$42,158	\$44,687	
University Fee	\$1,587	\$1,587		\$1,587	\$1,587	
Technology Fee	\$68	\$68		\$68	\$68	
Health Service Fee	\$187	\$187		\$187	\$187	
Student Government Fee	\$36	\$36		\$36	\$36	
Capital Outlay Fee	n/a	n/a		\$408	\$413	
Disability Insurance Fee	\$75	\$75		\$75	\$75	
Instrument Rental Fee	\$2,050	\$2,150		\$2,050	\$2,150	
Instrument Kit Purchase	\$2,240	\$2,330		\$2,240	\$2,330	
Clinic Technology Fee	\$500	\$525		\$500	\$525	
Clinical Usage Fee	\$2,490	\$2,590		\$2,490	\$2,590	
Dental Supplies Fee	\$180	\$189		\$180	\$189	
Anatomy Fee	n/a	\$300		n/a	\$300	
American Dental Student Assoc. Fees	\$80	\$80		\$80	\$80	
Printing Fees	n/a	\$20		n/a	\$20	
Dental Student Government Fee	<u>\$30</u>	<u>\$30</u>		<u>\$30</u>	<u>\$30</u>	
Total	\$29,140	\$31,353	7.6%	\$52,089	\$55,267	6.1%
Second Year Students						
Mandatory Tuition and Fees						
Tuition	\$19,617	\$21,186		\$42,158	\$44,687	
University Fee	\$1,587	\$1,587		\$1,587	\$1,587	
Technology Fee	\$68	\$68		\$68	\$68	
Health Service Fee	\$187	\$187		\$187	\$187	
Student Government Fee	\$36	\$36		\$36	\$36	
Course Materials Fee	\$184	\$184		\$184	\$184	
Capital Outlay Fee	n/a	n/a		\$408	\$413	
Disability Insurance Fee	\$75	\$75		\$75	\$75	
Instrument Rental Fee*	\$2,050	\$2,150		\$2,050	\$2,150	
Instrument Kit Purchase*	\$2,240	\$2,330		\$2,240	\$2,330	
Clinic Technology Fee	\$500	\$525		\$500	\$525	
Clinical Usage Fee	\$2,490	\$2,590		\$2,490	\$2,590	
American Dental Student Assoc. Fees	\$80	\$80		\$80	\$80	
Printing Fees	n/a	\$20		n/a	\$20	
Dental Student Government Fee	<u>\$30</u>	<u>\$30</u>		<u>\$30</u>	<u>\$30</u>	
Total	\$29,144	\$31,048	6.5%	\$52,093	\$54,962	5.5%

*Second year transfer students pay an instrument rental fee of \$3,175 and an instrument kit purchase fee of \$5,724.

Virginia Commonwealth University
Typical Charges by School
School of Dentistry
MCV Campus

	Resident			Nonresident		
	2009-10	2010-11	% Chg.	2009-10	2010-11	% Chg.
Third Year Students						
Mandatory Tuition and Fees						
Tuition	\$19,617	\$21,186		\$42,158	\$44,687	
University Fee	\$1,587	\$1,587		\$1,587	\$1,587	
Technology Fee	\$68	\$68		\$68	\$68	
Health Service Fee	\$187	\$187		\$187	\$187	
Student Government Fee	\$36	\$36		\$36	\$36	
Capital Outlay Fee	n/a	n/a		\$408	\$413	
Disability Insurance Fee	\$75	\$75		\$75	\$75	
Instrument Rental Fee*	\$2,050	\$2,150		\$2,050	\$2,150	
Instrument Kit Purchase	\$2,240	\$2,330		\$2,240	\$2,330	
Clinic Technology Fee	\$500	\$525		\$500	\$525	
Clinical Usage Fee	\$2,490	\$2,590		\$2,490	\$2,590	
American Dental Student Assoc. Fees	\$80	\$80		\$80	\$80	
Printing Fees	n/a	\$20		n/a	\$20	
Dental Student Government Fee	<u>\$30</u>	<u>\$30</u>		<u>\$30</u>	<u>\$30</u>	
Total	\$28,960	\$30,864	6.6%	\$51,909	\$54,778	5.5%

*Third year transfer students pay an instrument rental fee of \$3,175 and an instrument kit purchase fee of \$3,618.

Fourth Year Students

Mandatory Tuition and Fees

Tuition	\$19,617	\$21,186		\$42,158	\$44,687	
University Fee	\$1,587	\$1,587		\$1,587	\$1,587	
Technology Fee	\$68	\$68		\$68	\$68	
Health Service Fee	\$187	\$187		\$187	\$187	
Student Government Fee	\$36	\$36		\$36	\$36	
Capital Outlay Fee	n/a	n/a		\$408	\$413	
Disability Insurance Fee	\$75	\$75		\$75	\$75	
Instrument Rental Fee	\$2,050	\$2,150		\$2,050	\$2,150	
Instrument Kit Purchase	\$2,240	\$2,330		\$2,240	\$2,330	
Clinic Technology Fee	\$500	\$525		\$500	\$525	
Clinical Usage Fee	\$2,490	\$2,590		\$2,490	\$2,590	
American Dental Student Assoc. Fees	\$80	\$80		\$80	\$80	
Printing Fees	n/a	\$20		n/a	\$20	
Dental Student Government Fee	<u>\$30</u>	<u>\$30</u>		<u>\$30</u>	<u>\$30</u>	
Total	\$28,960	\$30,864	6.6%	\$51,909	\$54,778	5.5%

Virginia Commonwealth University
Typical Charges by School
School of Dentistry
MCV Campus

	Resident			Nonresident		
	2009-10	2010-11	% Chg.	2009-10	2010-11	% Chg.
International Dentist Program - Second Year						
Mandatory Tuition and Fees						
Tuition	n/a	\$20,000		n/a	\$20,000	
University Fee	n/a	\$1,587		n/a	\$1,587	
Technology Fee	n/a	\$68		n/a	\$68	
Health Service Fee	n/a	\$187		n/a	\$187	
Student Government Fee	n/a	\$36		n/a	\$36	
Course Materials Fee	n/a	\$184		n/a	\$184	
Capital Outlay Fee	n/a	n/a		n/a	n/a	
Disability Insurance Fee	n/a	\$75		n/a	\$75	
Instrument Rental Fee	n/a	\$3,175		n/a	\$3,175	
Instrument Kit Purchase	n/a	\$5,724		n/a	\$5,724	
Clinic Technology Fee	n/a	\$525		n/a	\$525	
Clinical Usage Fee	n/a	\$2,590		n/a	\$2,590	
American Dental Student Association Fee	n/a	\$80		n/a	\$80	
Printing Fees	n/a	\$20		n/a	\$20	
Dental Student Government Fee	<u>n/a</u>	<u>\$30</u>		<u>n/a</u>	<u>\$30</u>	
Total		\$34,281			\$34,281	
International Dentist Program - Third Year						
Mandatory Tuition and Fees						
Tuition	n/a	\$60,000		n/a	\$60,000	
University Fee	n/a	\$1,587		n/a	\$1,587	
Technology Fee	n/a	\$68		n/a	\$68	
Health Service Fee	n/a	\$187		n/a	\$187	
Student Government Fee	n/a	\$36		n/a	\$36	
Capital Outlay Fee	n/a	n/a		n/a	n/a	
Disability Insurance Fee	n/a	\$75		n/a	\$75	
Instrument Rental Fee	n/a	\$2,150		n/a	\$2,150	
Instrument Kit Purchase	n/a	\$2,330		n/a	\$2,330	
Clinic Technology Fee	n/a	\$525		n/a	\$525	
Clinical Usage Fee	n/a	\$2,590		n/a	\$2,590	
American Dental Student Association Fee	n/a	\$80		n/a	\$80	
Printing Fees	n/a	\$20		n/a	\$20	
Dental Student Government Fee	<u>n/a</u>	<u>\$30</u>		<u>n/a</u>	<u>\$30</u>	
Total		\$69,678			\$69,678	

Part-Time Students

Students in the First Professional Decelerated Dentistry program are charged the graduate rates for part-time students.

Virginia Commonwealth University
Typical Charges by School
School of Dentistry
MCV Campus

	Resident			Nonresident		
	2009-10	2010-11	% Chg.	2009-10	2010-11	% Chg.
School of Dentistry Fees						
Dental Student Government Fee	\$30	\$30	0.0%	\$30	\$30	0.0%
Dental Hygiene						
Instrumental Rental Fee	\$570	\$590	3.5%	\$570	\$590	3.5%
Instrument Kit Purchase - 1st year only	\$555	\$580	4.5%	\$555	\$580	4.5%
Clinic Technology Fee	\$100	\$105	5.0%	\$100	\$105	5.0%
Printing Fees	n/a	\$10	n/a	n/a	\$10	n/a
First Professional Students						
Application Fee	\$70	\$70	0.0%	\$70	\$70	0.0%
Instrumental Rental Fee	\$2,050	\$2,150	4.9%	\$2,050	\$2,150	4.9%
Instrumental Rental Fee - 2nd Yr Transfers	\$3,076	\$3,175	3.2%	\$3,076	\$3,175	3.2%
Instrumental Rental Fee - 3rd Yr Transfers	\$3,076	\$3,175	3.2%	\$3,076	\$3,175	3.2%
Instrument Kit Purchase	\$2,240	\$2,330	4.0%	\$2,240	\$2,330	4.0%
Instrument Kit Purchase - 2rd Yr Transfers	\$5,724	\$5,724	0.0%	\$5,724	\$5,724	0.0%
Instrument Kit Purchase - 3rd Yr Transfers	\$3,618	\$3,618	0.0%	\$3,618	\$3,618	0.0%
Disability Insurance	\$75	\$75	0.0%	\$75	\$75	0.0%
Clinic Technology Fee	\$500	\$525	5.0%	\$500	\$525	5.0%
Clinical Usage Fee	\$2,490	\$2,590	4.0%	\$2,490	\$2,590	4.0%
ADA Student Fees	\$80	\$80	0.0%	\$80	\$80	0.0%
Printing Fees	n/a	\$20	n/a	n/a	\$20	n/a
Dental Supplies Fee - D1 Class	\$180	\$189	5.0%	\$180	\$189	5.0%
Course Materials Fee - D2 Class	\$184	\$184	0.0%	\$184	\$184	0.0%
Clinical Completion Fee - per month	\$580	\$580	0.0%	\$580	\$580	0.0%

Dentistry students are also charged a \$580 fee for each additional month needed to complete the clinical component beyond the normal completion date.

Virginia Commonwealth University
Typical Charges by School
School of Medicine
MCV Campus

	Resident			Nonresident		
	2009-10	2010-11	% Chg.	2009-10	2010-11	% Chg.
Full-Time Programs						
<i>First Professional Programs</i>						
Medical Students: M-I						
Mandatory Tuition and Fees						
Tuition	\$26,413	\$26,809		\$40,459	\$40,864	
University Fee	\$1,587	\$1,587		\$1,587	\$1,587	
Technology Fee	\$68	\$68		\$68	\$68	
Health Service Fee	\$187	\$187		\$187	\$187	
Capital Outlay Fee	n/a	n/a		\$408	\$413	
Course Syllabi Fee*	\$150	\$175		\$150	\$175	
Simulation Fee	n/a	\$200		n/a	\$200	
Disability Insurance Fee	\$45	\$43		\$45	\$43	
Student Government Fee	\$36	\$36		\$36	\$36	
Med School Student Government Fee	<u>\$80</u>	<u>\$80</u>		<u>\$80</u>	<u>\$80</u>	
Total	\$28,566	\$29,185	2.2%	\$43,020	\$43,653	1.5%
Medical Students: M-II						
Mandatory Tuition and Fees						
Tuition	\$25,900	\$26,809		\$39,674	\$40,864	
University Fee	\$1,587	\$1,587		\$1,587	\$1,587	
Technology Fee	\$68	\$68		\$68	\$68	
Health Service Fee	\$187	\$187		\$187	\$187	
Capital Outlay Fee	n/a	n/a		\$408	\$413	
Course Syllabi Fee*	\$150	\$175		\$150	\$175	
Simulation Fee	n/a	\$200		n/a	\$200	
Disability Insurance Fee	\$45	\$43		\$45	\$43	
Student Government Fee	\$36	\$36		\$36	\$36	
Med School Student Government Fee	<u>\$80</u>	<u>\$80</u>		<u>\$80</u>	<u>\$80</u>	
Total	\$28,053	\$29,185	4.0%	\$42,235	\$43,653	3.4%
Medical Students: M-III						
Mandatory Tuition and Fees						
Tuition	\$24,927	\$26,418		\$38,684	\$40,467	
University Fee	\$1,587	\$1,587		\$1,587	\$1,587	
Technology Fee	\$68	\$68		\$68	\$68	
Health Service Fee	\$187	\$187		\$187	\$187	
Capital Outlay Fee	n/a	n/a		\$408	\$413	
Simulation Fee	n/a	\$200		n/a	\$200	
Disability Insurance Fee	\$45	\$43		\$45	\$43	
Student Government Fee	\$36	\$36		\$36	\$36	
Med School Student Government Fee	<u>\$80</u>	<u>\$80</u>		<u>\$80</u>	<u>\$80</u>	
Total	\$26,930	\$28,619	6.3%	\$41,095	\$43,081	4.8%

*The course syllabi fee is charged only to first and second year students.

Virginia Commonwealth University
Typical Charges by School
School of Medicine
MCV Campus

	Resident			Nonresident		
	2009-10	2010-11	% Chg.	2009-10	2010-11	% Chg.
Medical Students: M-IV						
Mandatory Tuition and Fees						
Tuition	\$24,927	\$25,550		\$38,684	\$39,651	
University Fee	\$1,587	\$1,587		\$1,587	\$1,587	
Technology Fee	\$68	\$68		\$68	\$68	
Health Service Fee	\$187	\$187		\$187	\$187	
Capital Outlay Fee	n/a	n/a		\$408	\$413	
Simulation Fee	n/a	\$200		n/a	\$200	
Disability Insurance Fee	\$45	\$43		\$45	\$43	
Student Government Fee	\$36	\$36		\$36	\$36	
Med School Student Government Fee	<u>\$80</u>	<u>\$80</u>		<u>\$80</u>	<u>\$80</u>	
Total	\$26,930	\$27,751	3.0%	\$41,095	\$42,265	2.8%
Medical Students: M-III, INOVA Campus						
Mandatory Tuition and Fees						
Tuition	\$24,927	\$26,418		\$38,684	\$40,467	
INOVA Campus Fee*	\$625	\$1,200		\$625	\$1,200	
Technology Fee	\$68	\$68		\$68	\$68	
Capital Outlay Fee	n/a	n/a		\$408	\$413	
Simulation Fee	n/a	\$200		n/a	\$200	
Disability Insurance Fee	\$45	\$43		\$45	\$43	
Med School Student Government Fee	<u>\$80</u>	<u>\$80</u>		<u>\$80</u>	<u>\$80</u>	
Total	\$25,745	\$28,009	8.8%	\$39,910	\$42,471	6.4%
Medical Students: M-IV, INOVA Campus						
Mandatory Tuition and Fees						
Tuition	\$24,927	\$25,550		\$38,684	\$39,651	
INOVA Campus Fee*	\$625	\$1,200		\$625	\$1,200	
Technology Fee	\$68	\$68		\$68	\$68	
Capital Outlay Fee	n/a	n/a		\$408	\$413	
Simulation Fee	n/a	\$200		n/a	\$200	
Disability Insurance Fee	\$45	\$43		\$45	\$43	
Med School Student Government Fee	<u>\$80</u>	<u>\$80</u>		<u>\$80</u>	<u>\$80</u>	
Total	\$25,745	\$27,141	5.4%	\$39,910	\$41,655	4.4%

**The INOVA Campus Fee supports student recreation, student health and student counseling programs.*

Virginia Commonwealth University
Typical Charges by School
School of Medicine
MCV Campus

	Resident			Nonresident		
	2009-10	2010-11	% Chg.	2009-10	2010-11	% Chg.
<i>First Professional / Masters Programs</i>						
MD/MHA**						
Mandatory Tuition and Fees						
Tuition	\$8,116	\$8,616		\$16,871	\$17,883	
University Fee	\$1,587	\$1,587		\$1,587	\$1,587	
Technology Fee	\$68	\$68		\$68	\$68	
Health Service Fee	\$187	\$187		\$187	\$187	
Capital Outlay Fee	n/a	n/a		\$408	\$413	
Disability Insurance Fee	\$45	\$43		\$45	\$43	
Student Government Fee	\$36	\$36		\$36	\$36	
Med School Student Government Fee	<u>\$80</u>	<u>\$80</u>		<u>\$80</u>	<u>\$80</u>	
Total	\$10,119	\$10,617	4.9%	\$19,282	\$20,297	5.3%
<i>First Professional / Doctoral Programs</i>						
MD/PhD**						
Mandatory Tuition and Fees						
Tuition	\$7,224	\$7,224		\$15,904	\$15,904	
University Fee	\$1,587	\$1,587		\$1,587	\$1,587	
Technology Fee	\$68	\$68		\$68	\$68	
Health Service Fee	\$187	\$187		\$187	\$187	
Capital Outlay Fee	n/a	n/a		\$408	\$413	
Disability Insurance Fee	\$45	\$43		\$45	\$43	
Student Government Fee	\$36	\$36		\$36	\$36	
Med School Student Government Fee	<u>\$80</u>	<u>\$80</u>		<u>\$80</u>	<u>\$80</u>	
Total	\$9,227	\$9,225	0.0%	\$18,315	\$18,318	0.0%
<i>Graduate Certificate Program in Biomedical Sciences</i>						
IBMS						
Mandatory Tuition and Fees						
Tuition	\$22,000	\$22,000		\$22,000	\$22,000	
University Fee	\$1,587	\$1,587		\$1,587	\$1,587	
Technology Fee	\$68	\$68		\$68	\$68	
Health Service Fee	\$187	\$187		\$187	\$187	
Capital Outlay Fee	n/a	n/a		\$408	\$413	
Disability Insurance Fee	\$45	\$43		\$45	\$43	
Student Government Fee	\$36	\$36		\$36	\$36	
Med School Student Government Fee	<u>\$80</u>	<u>\$80</u>		<u>\$80</u>	<u>\$80</u>	
Total	\$24,003	\$24,001	0.0%	\$24,411	\$24,414	0.0%

***Students who enroll in the MD/MHA or MD/PhD program and subsequently withdraw but continue in the MD program will be charged the MD tuition rate for those semesters in which they were enrolled as MD/MHA or MD/PhD. Students in the MD/MHA program are enrolled medical students in the first three years of instruction. In the fourth year, the students are full-time MHA students and pay the standard masters tuition and fee rate. In the fifth year, the students are again enrolled as medical students and pay the Executive Program per credit hour fee for MHA courses.*

Virginia Commonwealth University
Typical Charges by School
School of Medicine
MCV Campus

	Resident			Nonresident		
	2009-10	2010-11	% Chg.	2009-10	2010-11	% Chg.

Paramedic Program (Non-degree, credit program: 2 semester course for 8 credit hours)

Tuition	\$1,968	\$1,968		\$1,968	\$1,968	
Technology Fee	<u>\$32</u>	<u>\$32</u>		<u>\$32</u>	<u>\$32</u>	
Total	\$2,000	\$2,000	0.0%	\$2,000	\$2,000	0.0%

The Paramedic Program requires students to take two courses for a total of 16 credit hours. Each course takes two semesters to complete.

School of Medicine Fees

Quantitative Physiology Course Fee (assessed to Biomedical Engineering students)	\$50	\$50	0.0%	\$50	\$50	0.0%
Human Physiology Lab Fee (PHIZ 206)	n/a	\$95	n/a	n/a	\$95	n/a
Medicine Student Government Fee	\$80	\$80	0.0%	\$80	\$80	0.0%
Alumni Transcript Fee (per request)	\$5	\$5	0.0%	\$5	\$5	0.0%
First Professional Students						
Course Syllabi Fee - M1 and M2 Classes	\$150	\$175	16.7%	\$150	\$175	16.7%
Medical Electives Fee (non-VCU students)	\$100	\$100	0.0%	\$100	\$100	0.0%
INOVA Campus Fee	\$625	\$1,200	92.0%	\$625	\$1,200	92.0%
Simulation Fee	n/a	\$200	n/a	n/a	\$200	n/a
Application Fee	\$80	\$80	0.0%	\$80	\$80	0.0%

Virginia Commonwealth University
Typical Charges by School
School of Nursing
MCV Campus

	Resident			Nonresident		
	2009-10	2010-11	% Chg.	2009-10	2010-11	% Chg.

Full-Time Students

Undergraduate Programs

Mandatory Tuition and Fees

Tuition	\$5,185	\$6,885		\$18,409	\$19,604	
University Fee	\$1,587	\$1,587		\$1,587	\$1,587	
Technology Fee	\$68	\$68		\$68	\$68	
Health Service Fee	\$187	\$187		\$187	\$187	
Student Government Fee	\$36	\$36		\$36	\$36	
Capital Outlay Fee	n/a	n/a		\$408	\$413	
Undergraduate Clinical Fee*	<u>\$300</u>	<u>\$540</u>		<u>\$300</u>	<u>\$540</u>	
Total	\$7,363	\$9,303	26.3%	\$20,995	\$22,435	6.9%

**All students enrolled in courses with clinical components are required to pay \$90 per undergraduate clinical credit hour.
The estimates above assume that the student is enrolled in two clinical courses per academic year.*

Masters Programs

Mandatory Tuition and Fees

Tuition	\$8,116	\$8,616		\$16,871	\$17,883	
University Fee	\$1,587	\$1,587		\$1,587	\$1,587	
Technology Fee	\$68	\$68		\$68	\$68	
Health Service Fee	\$187	\$187		\$187	\$187	
Student Government Fee	\$36	\$36		\$36	\$36	
Capital Outlay Fee	n/a	n/a		\$408	\$413	
Clinical Laboratory Supervision Fee**	<u>\$540</u>	<u>\$540</u>		<u>\$540</u>	<u>\$540</u>	
Total	\$10,534	\$11,034	4.7%	\$19,697	\$20,714	5.2%

Doctoral Programs

Mandatory Tuition and Fees

Tuition	\$7,224	\$7,224		\$15,904	\$15,904	
University Fee	\$1,587	\$1,587		\$1,587	\$1,587	
Technology Fee	\$68	\$68		\$68	\$68	
Health Service Fee	\$187	\$187		\$187	\$187	
Student Government Fee	\$36	\$36		\$36	\$36	
Capital Outlay Fee	n/a	n/a		\$408	\$413	
Clinical Laboratory Supervision Fee**	<u>\$540</u>	<u>\$540</u>		<u>\$540</u>	<u>\$540</u>	
Total	\$9,642	\$9,642	0.0%	\$18,730	\$18,735	0.0%

***All students enrolled in courses with clinical components are required to pay \$90 per graduate clinical credit hour.
The estimates above assume that the student is enrolled in two clinical courses per academic year. Also, graduate students enrolled in undergraduate clinical courses must pay \$90 per undergraduate clinical credit.*

School of Nursing Fees

Admission Deposit (undergraduate/graduate)	\$250	\$250	0.0%	\$250	\$250	0.0%
Undergraduate Clinical Lab Fee (credit hour)	\$50	\$90	80.0%	\$50	\$90	80.0%
Graduate Clinical Lab Fee (per credit hour)	\$90	\$90	0.0%	\$90	\$90	0.0%
RN-BS Program Fee	n/a	\$50	n/a	n/a	\$50	n/a

Virginia Commonwealth University
Typical Charges by School
School of Pharmacy
MCV Campus

	Resident			Nonresident		
	2009-10	2010-11	% Chg.	2009-10	2010-11	% Chg.
Full-Time Students						
<i>Masters Programs</i>						
Mandatory Tuition and Fees						
Tuition	\$8,116	\$8,616		\$16,871	\$17,883	
University Fee	\$1,587	\$1,587		\$1,587	\$1,587	
Health Service Fee	\$187	\$187		\$187	\$187	
Student Government Fee	\$36	\$36		\$36	\$36	
Capital Outlay Fee	n/a	n/a		\$408	\$413	
Pharmacy Technology Fee	<u>\$250</u>	<u>\$300</u>		<u>\$250</u>	<u>\$300</u>	
Total	\$10,176	\$10,726	5.4%	\$19,339	\$20,406	5.5%
<i>Doctoral Programs</i>						
Mandatory Tuition and Fees						
Tuition	\$7,224	\$7,224		\$15,904	\$15,904	
University Fee	\$1,587	\$1,587		\$1,587	\$1,587	
Health Service Fee	\$187	\$187		\$187	\$187	
Student Government Fee	\$36	\$36		\$36	\$36	
Capital Outlay Fee	n/a	n/a		\$408	\$413	
Pharmacy Technology Fee	<u>\$250</u>	<u>\$300</u>		<u>\$250</u>	<u>\$300</u>	
Total	\$9,284	\$9,334	0.5%	\$18,372	\$18,427	0.3%
<i>First Professional Programs - PharmD</i>						
P1 Students						
Mandatory Tuition and Fees						
Tuition	\$20,112	\$21,118		\$27,914	\$30,147	
University Fee	\$1,587	\$1,587		\$1,587	\$1,587	
Health Service Fee	\$187	\$187		\$187	\$187	
Student Government Fee	\$36	\$36		\$36	\$36	
Capital Outlay Fee	n/a	n/a		\$408	\$413	
Pharmacy Technology Fee	\$250	\$300		\$250	\$300	
Experiential Placement Fee	\$200	\$300		\$200	\$300	
Pharmacy School Government Fee	<u>\$50</u>	<u>\$50</u>		<u>\$50</u>	<u>\$50</u>	
Total	\$22,422	\$23,578	5.2%	\$30,632	\$33,020	7.8%
P2 Students						
Mandatory Tuition and Fees						
Tuition	\$20,112	\$21,118		\$27,914	\$30,147	
University Fee	\$1,587	\$1,587		\$1,587	\$1,587	
Health Service Fee	\$187	\$187		\$187	\$187	
Student Government Fee	\$36	\$36		\$36	\$36	
Capital Outlay Fee	n/a	n/a		\$408	\$413	
Pharmacy Technology Fee	\$250	\$300		\$250	\$300	
Experiential Placement Fee	\$200	\$300		\$200	\$300	
Pharmacy School Government Fee	<u>\$50</u>	<u>\$50</u>		<u>\$50</u>	<u>\$50</u>	
Total	\$22,422	\$23,578	5.2%	\$30,632	\$33,020	7.8%

Virginia Commonwealth University
Typical Charges by School
School of Pharmacy
MCV Campus

	Resident			Nonresident		
	2009-10	2010-11	% Chg.	2009-10	2010-11	% Chg.
P3 Students						
Mandatory Tuition and Fees						
Tuition	\$20,112	\$21,118		\$27,914	\$30,147	
University Fee*	\$1,587	\$1,587		\$1,587	\$1,587	
Health Service Fee*	\$187	\$187		\$187	\$187	
Student Government Fee*	\$36	\$36		\$36	\$36	
Capital Outlay Fee	n/a	n/a		\$408	\$413	
Pharmacy Technology Fee	\$250	\$300		\$250	\$300	
Experiential Placement Fee	\$200	\$300		\$200	\$300	
Pharmacy School Government Fee	<u>\$50</u>	<u>\$50</u>		<u>\$50</u>	<u>\$50</u>	
Total	\$22,422	\$23,578	5.2%	\$30,632	\$33,020	7.8%

P4 Students

Mandatory Tuition and Fees						
Tuition	\$20,112	\$21,118		\$27,914	\$30,147	
University Fee*	\$1,587	\$1,587		\$1,587	\$1,587	
Health Service Fee*	\$187	\$187		\$187	\$187	
Student Government Fee*	\$36	\$36		\$36	\$36	
Capital Outlay Fee	n/a	n/a		\$408	\$413	
Pharmacy Technology Fee	\$250	\$300		\$250	\$300	
Experiential Placement Fee	\$200	\$300		\$200	\$300	
Clerkship Health and Background Check	\$55	\$55		\$55	\$55	
Pharmacy School Government Fee	<u>\$50</u>	<u>\$50</u>		<u>\$50</u>	<u>\$50</u>	
Total	\$22,477	\$23,633	5.1%	\$30,687	\$33,075	7.8%

**In lieu of the University Fee, Health Service Fee, and Student Government Fee, PharmD students on the INOVA Campus pay an INOVA Campus Fee that supports student recreation, student health, and student counseling programs. The INOVA Campus Fee is \$1,000 for 2010-11.*

Part-Time Students

Masters Programs

Tuition	\$451	\$479		\$938	\$994	
University Fee	\$67	\$67		\$67	\$67	
Student Government Fee*	\$7	\$7		\$7	\$7	
Capital Outlay Fee	<u>n/a</u>	<u>n/a</u>		<u>\$17</u>	<u>\$18</u>	
Total	\$525	\$553	5.3%	\$1,029	\$1,086	5.5%

**Per semester charge.*

Doctoral Programs

Tuition	\$401	\$401		\$884	\$884	
University Fee	\$67	\$67		\$67	\$67	
Student Government Fee*	\$7	\$7		\$7	\$7	
Capital Outlay Fee	<u>n/a</u>	<u>n/a</u>		<u>\$17</u>	<u>\$18</u>	
Total	\$475	\$475	0.0%	\$975	\$976	0.1%

**Per semester charge.*

Virginia Commonwealth University
Typical Charges by School
School of Pharmacy
MCV Campus

	Resident			Nonresident		
	2009-10	2010-11	% Chg.	2009-10	2010-11	% Chg.
First Professional Programs						
PharmD Program						
Tuition	\$898	\$943		\$1,532	\$1,655	
University Fee	\$67	\$67		\$67	\$67	
Student Government Fee*	\$7	\$7		\$7	\$7	
Capital Outlay Fee	n/a	n/a		\$17	\$18	
Pharmacy Technology Fee*	\$125	\$150		\$125	\$150	
Experiential Placement Fee*	<u>\$100</u>	<u>\$150</u>		<u>\$100</u>	<u>\$150</u>	
Total	\$1,197	\$1,317	10.0%	\$1,848	\$2,047	10.8%
<i>*Per semester charge.</i>						
Nontraditional PharmD						
Tuition - Didactic Courses	\$617	n/a		\$617	n/a	
Tuition - Clerkship	\$263	\$263		\$263	\$263	
Pharmacy Technology Fee*	\$125	\$150		\$125	\$150	
University Fee	\$0	\$0		\$0	\$0	
Student Government Fee*	\$7	\$7		\$7	\$7	
Capital Outlay Fee	<u>n/a</u>	<u>n/a</u>		<u>n/a</u>	<u>n/a</u>	
Total	\$1,012	\$420	-58.5%	\$1,012	\$420	-58.5%
<i>*Per semester charge.</i>						
<i>The Non-Traditional Pharm D program is a limited program to allow practicing Pharmacists to complete a Pharm D degree. Additional enrollees are not anticipated as the program is completed. The current enrollees have completed the didactic portion and will only be enrolled in the P4 clerkship. Therefore, the didactic fee is no longer needed for this program.</i>						
School of Pharmacy Fees						
Admission Deposit - PharmD	\$500	\$500	0.0%	\$1,000	\$1,000	0.0%
Technology Fee (in lieu of University Technology Fee)	\$250	\$300	20.0%	\$250	\$300	20.0%
INOVA Campus Fee (in lieu of the University Fee)	\$430	\$1,000	132.6%	\$430	\$1,000	132.6%
Experimental Placement Fee (full-time)	\$200	\$300	50.0%	\$200	\$300	50.0%
Experimental Placement Fee (part-time)	\$100	\$150	50.0%	\$100	\$150	50.0%
Clerkship Health and Background Check	\$55	\$55	0.0%	\$55	\$55	0.0%
Nontraditional PharmD Clerkship Placement	\$110	\$300	172.7%	\$110	\$300	172.7%
Prior Year Experience Fee for Nontraditional PharmD Program	\$225	\$225	0.0%	\$225	\$225	0.0%
School of Pharmacy Student Government Fee	\$50	\$50	0.0%	\$50	\$50	0.0%
Application Fee	\$0	\$50	n/a	\$0	\$50	n/a

**Virginia Commonwealth University
Miscellaneous Fees**

	Resident			Nonresident		
	2009-10	2010-11	% Chg.	2009-10	2010-11	% Chg.
Undergraduate Application Fee/On Paper (1)	\$50	\$50	0.0%	\$50	\$50	0.0%
Undergraduate Application Fee/On-line (1)	\$40	\$40	0.0%	\$40	\$40	0.0%
Graduate Application Fee	\$50	\$50	0.0%	\$50	\$50	0.0%
Undergraduate Tuition Deposit (New Students)	\$100	\$100	0.0%	\$100	\$100	0.0%
Transfer Orientation Program Fee	\$40	\$40	0.0%	\$40	\$40	0.0%
Freshman Orientation Program Fee	\$95	\$95	0.0%	\$95	\$95	0.0%
Installment Payment Plan Fee	\$25	\$25	0.0%	\$25	\$25	0.0%
Late Fee (on unpaid balances) (2)	\$100	\$100	0.0%	\$100	\$100	0.0%
Student Transcript Fee (per request)	\$5	\$5	0.0%	\$5	\$5	0.0%
Credit by Examination (3)	\$30	\$30	0.0%	\$30	\$30	0.0%
University College Pre-Health Sciences Advising Credential File Fee	\$20	\$20	0.0%	\$20	\$20	0.0%
University College Campus Learning Center Learning Support Fee (4)	\$25	\$25	0.0%	\$25	\$25	0.0%
Cooperative Education Fee						
Full-Time	\$70	\$70	0.0%	\$70	\$70	0.0%
Part-Time	\$35	\$35	0.0%	\$35	\$35	0.0%
Life Sciences Lab Fees - Per Course						
BNFO 251, 252, 301, 541, 601, 650, 653, 691	\$65	\$65	0.0%	\$65	\$65	0.0%
ENVS 201, ENVZ 335	\$65	\$65	0.0%	\$65	\$65	0.0%

(1) The President may waive the application fee for selected student groups.

(2) \$100 or 10% of outstanding balance, whichever is less.

(3) Per credit hour charge for undergraduate students who seek to receive course credit by examination.

(4) Fee applies to Freshmen only.

Course Overload Fee

In addition to the tuition charges identified herein, full-time undergraduate students are also charged at the part-time per credit hour rate for each additional hour exceeding 18 credit hours per semester in which the student is enrolled. Full-time graduate students are also charged at the part-time per credit hour rate for each additional hour exceeding 15 credit hours per semester in which the student is enrolled.

See the schedule of part-time student charges for per credit hour rates. Students enrolled in overload courses are charged the additional per credit hour amount for tuition. The overload fee does not apply to students in first professional programs or other programs which specifically require the student to enroll in courses that exceed the applicable maximum number of credit hours.

Other Charges

In addition to the tuition and fee charges identified herein, the President or his designee(s) may set tuition and fee charges for courses offered by the University. These rates shall be consistent with the University's mission, the overall tuition and fee schedule, and state requirements.

**Virginia Commonwealth University
Student Housing Rates**

	2009-10 Charges			2010-11 Charges			Increases from 2009-10	
	Room Rate	Communications Fee*	Total	Room Rate	Communications Fee*	Total	Amount	Percent
<u>MCV Campus:</u>								
<i>Cabaniss</i>								
Single	\$6,267	\$370	\$6,637	n/a	n/a	n/a	n/a	n/a
Double	\$4,515	\$370	\$4,885	\$4,650	\$356	\$5,006	\$121	2.5%
<i>Bear, Rudd, Warner & McRae</i>								
Single	\$6,267	\$370	\$6,637	\$6,455	\$356	\$6,811	\$174	2.6%
<u>Monroe Park Campus:</u>								
<i>Rhoads</i>								
Triple (3 occupants)	\$4,190	\$370	\$4,560	\$4,316	\$356	\$4,672	\$112	2.5%
Double	\$4,571	\$370	\$4,941	\$4,708	\$356	\$5,064	\$123	2.5%
<i>Johnson Hall</i>								
Triple (3 occupants)	\$4,137	\$370	\$4,507	\$4,261	\$356	\$4,617	\$110	2.4%
Double	\$4,515	\$370	\$4,885	\$4,650	\$356	\$5,006	\$121	2.5%
Single-Small	\$5,124	\$370	\$5,494	\$5,278	\$356	\$5,634	\$140	2.5%
<i>Gladding, Phase I</i>								
Double	\$5,160	\$370	\$5,530	\$5,315	\$356	\$5,671	\$141	2.5%
Single	\$6,125	\$370	\$6,495	\$6,309	\$356	\$6,665	\$170	2.6%
<i>Gladding, Phase II</i>								
Double	\$4,689	\$370	\$5,059	\$4,830	\$356	\$5,186	\$127	2.5%
<i>Gladding, Phase III</i>								
Double	\$5,523	\$370	\$5,893	\$5,689	\$356	\$6,045	\$152	2.6%
Single (2 bedroom)	\$6,570	\$370	\$6,940	\$6,767	\$356	\$7,123	\$183	2.6%
Single (4 bedroom)	\$6,176	\$370	\$6,546	\$6,361	\$356	\$6,717	\$171	2.6%
<i>Brandt Hall</i>								
Double	\$5,795	\$370	\$6,165	\$5,969	\$356	\$6,325	\$160	2.6%
<i>West Grace Street Housing</i>								
Double	\$6,510	\$370	\$6,880	\$6,705	\$356	\$7,061	\$181	2.6%
<i>Cary & Belvidere Apartments</i>								
Single (2 bedroom)	\$8,812	\$475	\$9,287	\$9,076	\$461	\$9,537	\$250	2.7%
Single (4 bedroom)	\$7,972	\$475	\$8,447	\$8,211	\$461	\$8,672	\$225	2.7%
Faculty/Grad Apartments	\$9,652	\$475	\$10,127	\$9,942	\$461	\$10,403	\$276	2.7%
<u>Other Housing Rates - Approved by the VCU Real Estate Foundation</u>								
<i>Ackell Residence Center (12 month) **</i>								
Two Bedroom Single	\$8,110	\$475	\$8,585	\$8,272	\$461	\$8,733	\$148	1.7%
Four Bedroom Single	\$7,184	\$475	\$7,659	\$7,328	\$461	\$7,789	\$130	1.7%
<i>Broad & Belvidere Apartments (12 month)</i>								
Single (2 bedroom)	\$8,110	\$475	\$8,585	\$8,272	\$461	\$8,733	\$148	1.7%
Single (4 bedroom)	\$7,184	\$475	\$7,659	\$7,328	\$461	\$7,789	\$130	1.7%

*The communications fee includes telecommunications and cable TV.

**Prior year Ackell Residence Center rate is restated for comparison purposes to remove the cost of parking in FY09-10, which is no longer required and is not in the rates as of FY10-11.

**Virginia Commonwealth University
Board Plan Rates**

	2008-09	2009-10	2010-11	
			Rate Increases Rates	% Chg.
300 Block Plan w/ \$100 per semester*	\$1,708	\$1,771	\$1,807	2.0%
250 Block Plan w/ \$300 per semester*	\$1,699	\$1,750	\$1,785	2.0%
250 Block Plan w/ \$175 per semester*	\$1,590	\$1,650	\$1,685	2.1%
200 Block Plan w/ \$300 per semester*	\$1,590	\$1,638	\$1,670	2.0%
200 Block Plan w/ \$150 per semester*	\$1,440	\$1,488	\$1,520	2.2%
150 Block Plan w/ \$105 per semester	\$1,074	\$1,110	\$1,131	1.9%
140 Block Plan w/ \$300 per semester	\$1,091	\$1,126	\$1,147	1.9%
100 Block Plan w/ \$75 per semester	\$735	\$757	\$772	2.0%
50 Meal Plan w/ \$75 per semester	\$434	\$447	\$455	1.8%
25 Block Plan w/ \$75 per semester	\$262	\$270	\$275	1.9%
5 Block Plan w/ \$160 per semester	\$198	\$199	\$201	1.0%

**All students residing in University Housing, other than graduate students or VCU apartment residents, are required to purchase a residential dining plan. Residential dining plans are indicated above with an asterisk.*

**Virginia Commonwealth University
Parking Rates**

	2008-09	2009-10	2010-11	
			Rate Increases Rates	% Chg.
Student Rates Per Semester:				
Monroe Park Campus				
Student Commuters - All decks and on-campus lots	\$165.00	\$170.00	\$170.00	0.0%
Student Commuters - Off-campus lots	\$122.00	\$126.00	\$126.00	0.0%
Student Residential - All decks and on-campus lots	\$260.00	\$268.00	\$268.00	0.0%
Student Residential - All decks - 12-month lease	\$292.00	\$301.00	\$301.00	0.0%
MCV Campus				
Student Commuters - All decks and on-campus lots	\$165.00	\$170.00	\$170.00	0.0%
Student Commuters - Off-campus lots	\$122.00	\$126.00	\$126.00	0.0%
Student Residential - All decks and on-campus lots	\$260.00	\$268.00	\$268.00	0.0%
MCV Campus (Advance Start Program)*				
Student Commuters - All decks and on-campus lots	\$198.00	\$204.00	\$204.00	0.0%
Student Commuters - Off-campus lots	\$146.50	\$151.00	\$151.00	0.0%
Student Residential - All decks and on-campus lots	\$312.00	\$322.00	\$322.00	0.0%
Summer Permit Rates**				
Summer Session 0	\$126.00	\$135.00	\$135.00	0.0%
Summer Session 1	\$31.50	\$33.75	\$33.75	0.0%
Summer Session 2	\$52.50	\$56.25	\$56.25	0.0%
Summer Session 3	\$84.00	\$90.00	\$90.00	0.0%
Summer Session 4	\$47.25	\$50.75	\$50.75	0.0%
Summer Session 5	\$63.00	\$67.50	\$67.50	0.0%
Summer Session 6	\$84.00	\$90.00	\$90.00	0.0%
Summer Session 7	\$52.50	\$56.25	\$56.25	0.0%
Summer Session 8	\$47.25	\$50.75	\$50.75	0.0%
Summer Session 9	\$31.50	\$33.75	\$33.75	0.0%
Summer Session June (Month)	n/a	\$50.75	\$50.75	0.0%
Summer Session July (Month)	n/a	\$50.75	\$50.75	0.0%
Evening Student Permits				
EV Permit - Lot parking from 3:30 to 2:00 am	\$30.00	\$32.00	\$32.00	0.0%
EV Plus Permit - Same as EV plus parking decks	\$60.00	\$64.00	\$64.00	0.0%
Student Daily Rates - All lots	\$3.50	\$3.75	\$3.75	0.0%

*Schools with early start dates (Medicine, Nursing, Allied Health, Pharmacy and Dentistry).

** Summer permit rates are calculated utilizing the Student Daily Rate - All lots

** Monroe Park Campus includes West Main, West Broad, West Cary and Jefferson Decks (MPCA);
MCV Campus includes Eighth Street Deck

Virginia Commonwealth University

Glossary of Student Fees

Advanced Dental Education Fee: This is a fee assessed to post-DDS students, and the revenues are used to offset post-DDS program training costs.

Allied Health Professions Radiation Sciences Fee: This is a fee assessed to undergraduate students enrolled in the Radiation Sciences program. The revenues are used in laboratory and clinical training for items such as gloves, masks, IV fluids and tubing, radioactive sources, immobilization equipment, ECG equipment, and training models.

Allied Health Professions Department of Occupational Therapy Fees: These are fees assessed to both full-time and part-time graduate students enrolled in the Occupational Therapy program. The revenues are for cadavers, cremation, assistive and instructional technology lab supplies, equipment and maintenance, and field work related instruction.

Allied Health Professions Clinical Laboratory Science Fees: These are fees assessed to both full-time and part-time undergraduate and graduate students enrolled in Clinical Laboratory Science programs. The fees are used for laboratory reagents, supplies, personal protective equipment, challenge exams, and clinical rotation laboratory manuals.

Allied Health Professions Clinical Laboratory Science retake of the Clinical Qualifying Examination Fee: This is a fee assessed to undergraduate students enrolled in the Clinical Laboratory Science program who require a re-take of the Clinical Qualifying exam after one unsuccessful attempt. The fees are used for preparation, copying, and proctoring of the Clinical Qualifying Examination.

American Dental Association Fee: This is a fee assessed to all DDS students for required membership in the American Dental Association.

Board Plans: Students who live in University residence halls are required to purchase a weekly meal plan. The only exceptions are pharmacy students, graduate students, and students living in University housing with full kitchens. Students may choose from several different plans for the Fall, Spring, and Summer terms. Board plans are also offered to commuter students, faculty, and staff. Costs vary according to each plan.

Capital Outlay Fee: This is a mandatory fee assessed to all on-campus nonresident students. As required by the State Appropriation Act, revenue from the fee is used to reimburse the Virginia College Building Authority for a portion of the debt service costs attributable to nonresident students on bonds issued under the 21st Century Program. In addition, revenue from this fee is used to reimburse the State Treasury Board for costs attributable to nonresident students for the debt service on bond issues used to finance equipment purchases through the Higher Education Equipment Trust Fund (HEETF).

Cooperative Education Fee: This is a fee charged to all students for each term they are placed in Cooperative Education positions.

Course Overload Fee: This is a per credit hour fee for undergraduate students enrolled in more than 18 credit hours and for graduate students enrolled in more than 15 credit hours per semester.

The overload tuition fee does not apply to first professional programs or other programs that specifically require the student to exceed the applicable maximum number of credit hours.

Credit by Examination Fee: This fee is a per credit hour charge for undergraduate students who seek to receive course credit by examination.

Dental Hygiene Instrument Fees: These are flat fees charged to dental hygiene students for instrument rental and instrument purchase. The fees collected are used to support the purchase, distribution, sterilization, and storage of all clinical equipment in the dental hygiene program.

Dental Hygiene Printing Fee: This is a flat fee charged to first, and second year Dental Hygiene students. The revenues are used to support the costs of printing in the student computer lab and production of course syllabi.

Dental Instrument Fees: These are flat fees charged to dentistry students for instrument rental and instrument purchase. The fees collected are used to support the purchase, distribution, sterilization, and storage of all clinical equipment in the dental education program.

Doctor of Nurse Anesthesia Practice Program Fee: This is a fee charged to all Nurse Anesthesia Program students. The fees are used to cover the costs associated with program administration.

English Language Program: Fees are assigned to each student taking individual English language program classes and for application and placement test registration. All revenues are used to support the program. Specific fees include the course fee, application fee, placement test fee, and administrative support fee.

Foreign Language Lab Fee: This is a per credit hour fee charged to students enrolled in selected foreign language courses. Revenues are used to defray the language-learning laboratory.

Freshmen Orientation Program Fee: This is a fee charged to freshmen students participating in the overnight orientation program. Revenues are used to offset program costs.

H-1-B Visa Processing Fee: This is a one-time fee charged to non-U.S. citizens wanting to work at VCU. Revenues are used to support the Immigration Services unit and the Office of International Education.

Health Administration Professional Masters' Program Fee: This is a fee charged to all Health Administration Executive Masters' Program students. The fees are used to cover costs associated with program administration. Non-majors taking courses are assessed a per credit hour charge equal to that paid by majors in the program.

Health Service Fee: This is a required fee for all full-time students on both campuses. Part-time students may participate on an optional basis but must pay the full fee. The health service fee covers unlimited visits to University Student Health Services for the diagnosis and treatment of acute and chronic illnesses. The student health fee does not cover accidental injury and hospitalization. Fee revenues are used to cover operating costs for University Student Health Services.

Installment Payment Plan Fee: This fee is assessed to any student who elects to participate in the University Installment Payment Plan. To participate, the student must have current tuition,

fees, dormitory, and board charges of \$100 or greater. The plan distributes the costs for a term into four equal installments. The plan is offered during the Fall and Spring terms only.

Late Payment Fee (on unpaid balances): This fee is assessed to any student whose payment for tuition and fees is not received by the established deadline for each term.

Medical Electives Program Fee: This fee is assessed to students from other medical schools applying for electives at the School of Medicine. The revenue is used for medical student scholarship support and to offset operating costs directly related to medical electives.

Medical School Student Government Fee: This fee is required for all full-time first professional students and students enrolled in the MD/PhD and MD/MHA programs. This fee is in addition to the student government fee and funds an expanded student orientation, a student newsletter, and other events of student interest for the School of Medicine.

Office of International Education English Language Program Fee: This is a per credit hour fee charged to non-native international students who require individual/specific language instruction in order to begin or continue study at a U.S. university. The fee is charged to support ELP faculty, staff, and other OIE operating costs.

Off-Site MBA Fee: This is a fee charged to all off-site MBA students in addition to the regular graduate tuition. The fee is used to cover expenses associated with the off-site location.

Ph.D. in Health Related Science Program Fee: This is a fee charged to all students in the PhD program. The fees are used to cover costs associated with program administration. Non-majors taking courses are assessed a per credit hour charge equal to that paid by majors.

Pharmacy Clerkship/Practicum Fee: This fee is required for all Pharmacy Doctoral students enrolled in the School of Pharmacy. The revenues offset the cost of clerkship site development, expansion, and other costs associated with the practicum experience. A clerkship/placement fee is also assessed to nontraditional PharmD students for the same purpose.

Pharmacy Clerkship Health and Background Fee: This fee is required for all P4 students enrolled in the School of Pharmacy PharmD program. The revenues offset the cost of criminal background and health associated with the placement of P4 students. This was previously the Clerkship Placement Fee.

Pharmacy School Government Fee: This fee is required for all full-time students enrolled in the Pharmacy Doctoral program in the School of Pharmacy. This fee is in addition to the student government fee and supports conferences, guest lecturers, student activities, and other projects.

Pharmacy Technology Fee: This fee is required for all graduate and PharmD students (traditional and nontraditional) enrolled in the School of Pharmacy. The fee directly benefits students through increased access to computers and other instruction-related technology improvements.

Private Music Lessons Fee: This is a fee charged to all students enrolled in private music lessons. This fee is in addition to the Arts Majors Fee and is used to cover the cost of private music lessons.

Room Charges: These fees are paid by all students living in University residence halls. Costs vary by residence hall and room occupancy.

School of Business Majors Fee: This is a required comprehensive fee charged to all full- and part-time School of Business majors. The fee is used to fund programs within the School of Business.

School of Business Non-Business Majors Fee: This fee is assessed only to non-business major students who enroll in upper division business courses. Revenue from the fee is used to support instructional costs in the School of Business.

School of Dentistry Anatomy Fee: The fee is assessed to first professional Dentistry students in their first year only. The fee is used for the purchase and final dispersal (cremation services) of cadavers for anatomy courses.

School of Dentistry Clinical Component Fee: Dental students who do not complete their clinical component on time are assessed a fee for each additional month the student requires for completion beyond the expected completion date. The fee is used to cover additional costs associated with the extended use of clinical facilities.

School of Dentistry Clinical Technology Fee: This is a flat fee charged to all School of Dentistry students. This fee is used to purchase and support the upgraded clinical technology system, as clinic converts to keep in line with federal initiatives of electronic records, patient and student needs in the work setting.

School of Dentistry Clinical Usage Fee: This is a flat fee charged to first, second, and third year Dental students. The revenues are used to offset the cost of dental supplies and equipment.

School of Dentistry Printing Fee: This is a flat fee charged to first, second, and third year Dental students. The revenues are used to support the costs of printing in the student computer lab and production of course syllabi.

School of Dentistry Disability Insurance Fee: This is a flat fee charged to all School of Dentistry students. The revenues are used to purchase disability insurance policies.

School of Education Athletic Training Laboratory Fee: This is a fee assessed to students enrolling in athletic training courses, and the revenues are used to purchase materials needed for these classes.

School of Education Student Teaching Internship Fee: This is a fee charged only to graduate education students. The revenue is used to pay honoraria to teachers who assist with student teaching.

School of Engineering Instructional Lab Fee: This is a fee charged to students enrolled in instructional lab courses through the School of Engineering.

School of Medicine Disability Insurance Fee: This is a flat fee charged to all School of Medicine students. Long-term disability insurance coverage is required for medical students under accreditation guidelines.

School of Medicine INOVA Campus Fee: This is a fee charged to all School of Medicine students enrolled on the INOVA Campus. The fee supports student recreation, student health, and student counseling programs.

School of Medicine – Quantitative Physiology Fee: This is a flat fee charged to Biomedical Engineering students enrolled in introductory quantitative physiology courses. Revenues are used to offset related supplies and materials costs.

School of Medicine – Supplemental Simulation Fee: This fee is charged to all full-time first professional students. The fees collected are used to support equipment, supplies and other associated costs with administering simulation curriculum activity.

School of Nursing Clinical Lab Fees: This is a per credit hour charge for undergraduate and graduate students enrolled in clinical credit courses in the School of Nursing. Revenues are used to defray the cost of clinical courses.

School of Nursing Bachelor of Science Online Fee: This is a per credit hour fee charged to Bachelor of Science Nursing students enrolled in online courses. The fee is used to offset expenses related to instruction, supplies, mail, and telecommunications associated with distance learning.

School of Nursing Program Fee: This is a fee charged to graduate students enrolled in the School of Nursing. This fee is used to offset the cost of the three day anatomy laboratory camp, simulation training, equipment, and supplies.

School of Physical Therapy Program Fee: This is a fee charged to graduate students enrolled in the School of Physical Therapy. This fee is used to offset the cost of the new online clinical performance instrument fee, cadavers, equipment and practice exam for professional license.

School of Social Work Field Education Placement Fee: This is a fee charged to Social Work students for costs associated with field instruction and placement in participating agencies in Virginia, Washington D.C., and neighboring states.

School of Social Work Off-Campus Student Government Fee: This is a required fee for all students enrolled in the off-site Social Work program in the School of Social Work. This fee supports conferences, guest lecturers, student activities, and other projects.

Science Lab Fee: This is a per course hour fee charged to students enrolled in selected Biology, Chemistry, and Forensic Science courses.

Student Activity Fee: This is a required fee for all full-time and part-time Monroe Park Campus students. The fee supports activities scheduled throughout the academic year, such as concerts, plays, student organizations, and publications.

Student Government Fee: This is a required fee for all full-time and part-time students on the MCV Campus. This fee supports social, cultural, and other MCV Campus activities.

Student Parking Rates: Students living on or off-campus may purchase parking subscriptions every semester. Special daily rates are also offered to students parking in the West Main or West Broad Street decks. The revenues collected are used to pay operating costs for the parking program.

Student Transcript Fee: This is a fee assessed to students requesting copies of official transcripts. The revenues are used to cover mailing and processing costs for the transcripts.

Technology Fee: This is a required fee for all undergraduate, graduate, and first-professional students on both campuses. The fee is used to provide for a student's technological needs and to support University-wide technological initiatives. Student input is a critical component in determining the use of the revenue derived from the technology fee.

Transfer Orientation Program Fee: This is a fee assessed to new transfer students for the Welcome Week summer orientation programs. Revenues are used to offset program costs.

University College – Campus Learning Center Fee: This is a fee assessed to freshmen students. The revenue received from this fee will pay for tutors, supplemental instruction leaders, and writing consultants for undergraduates.

University College – Pre-Health Sciences Advising Credential File Fee: This is a fee assessed to Pre-med and Pre-dental students using Pre-Health Sciences Advising services. The revenue received from this fee will be used to offset the subscription charged by an outside vendor to transmit credential packets of pre-health students.

University Fee: This is a required fee for all full- and part-time students on both campuses. Full-time students pay a flat rate. Part-time students pay a per credit hour rate. This fee is used by the University to support recreational sports facilities, the Student Commons, campus development, intercollegiate athletics, and other programs.

**VIRGINIA COMMONWEALTH UNIVERSITY
2010-11 UNIVERSITY BUDGET PLAN**

Glossary of Budget Terms

Virginia Commonwealth University 2010-11 University Budget Plan

Glossary of Budget Terms

I. Revenue

Budgeted revenue is derived from either State appropriated general or nongeneral funds.

General Funds (GF) General funds is a term used in the State Appropriation Act to describe State tax dollars. State tax dollars support Educational and General Programs and Student Financial Assistance Programs.

Nongeneral Funds (NGF) Nongeneral funds is a term used to describe all funds raised exclusively by VCU to support its budgeted expenditures. Nongeneral funds are derived from the following sources:

Student Tuition and Fees Revenue from the tuition and fee charges described.

Grants and Contracts Reimbursement of expenditures from Federal, State and local agencies sponsoring projects at the University.

Gifts A gift to the University can be in the form of cash, securities, tangible personal property (works of art, antiques, books, etc.), intangible personal property (copyrights, patents, contract, royalties, etc.), and real estate.

Endowment Income Endowment funds are funds for which the principal is to be maintained in perpetuity. The income from the endowment can generally be used for any purpose, unless certain restrictions have been imposed by the donor.

Foundation Support Revenue received from the VCU Foundation, the MCV Foundation, the VCU Real Estate Foundation, the VCU School of Engineering Foundation, or the VCU School of Business Foundation.

Income from Trust Funds Income earned from a trust held by the University in a trustee capacity. The income is used for University operations.

Investment Income	Income generated from the University's investment securities.
Sales and Services	Revenue from charges made by a specific organizational unit for the delivery of goods and services.

Federal Stimulus Funds

Federal stimulus funds is a term used to describe funding provided pursuant to the American Recovery and Reinvestment Act of 2009 through State Fiscal Stabilization funds.

Tuition and Fees

Tuition and fee policy for Virginia's colleges and universities is set by the Governor and the General Assembly through the Appropriation Act. The Boards of Visitors approve tuition and fee rates. Tuition and fee charges at VCU fall under one of the following categories:

Tuition	A fixed rate charged each student based on the student's instructional program, residency status, and the level of enrollment (undergraduate vs. graduate vs. professional).
Fees	Charges in excess of tuition, which are related to a specific program, or set of programs. Fees at VCU include:
Technology Fee	A fee to offset the cost of providing technology services and enhancements to students.
University Fee	A single comprehensive fee covering a wide variety of student-related programs.
Health Service Fee	Enrollment in VCU's student health care program is mandatory for full-time students. This fee covers basic health care services provided by the program.
Student Activity Fee Student Government Fee	A fee set by the two campus-based student government organizations to cover programs managed by the students, such as the student newspaper and student organizations.
Capital Outlay Fee	A fee charged to all on-campus nonresident students for debt service requirements on the capital bond package approved in November 2002 and for the debt service on equipment purchases financed through the Higher Education Equipment Trust Fund. Revenues generated from this fee are transferred to the state Treasury Board.

Housing	A fee charged to students who reside in University Housing.
Board	A fee charged to students who subscribe to the University's meal plans.
Program or Course Fees	A variety of fees separately charged by schools and departments based on a student's enrollment in certain programs and courses. These fees range from a Dentistry Instrument Rental Fee to general application fees and specific course fees in all schools.

II. Expenditures

Expenditures are budgeted on a program basis. The program expenditure classifications used in the budget are nationally recognized by colleges and universities. They allow for comparative reporting and are used for analytical purposes. These expenditure classifications are:

Instruction	Expenditures of the college, schools, departments, and other instructional divisions of the institution. Expenditures for departmental research and public service that are not separately budgeted are included. Expenditures for both credit and non-credit activities are included, as are general academic instruction, special session instruction, off-campus instruction, medical and dental instruction, and non-credit community education conducted by the teaching faculty.
Research	This category includes all funds expended for activities specifically organized to produce research outcomes and commissioned by an agency either external to the institution or separately budgeted by an organizational unit within the institution.
Public Service	All funds budgeted specifically for public service and expended for activities established primarily to provide non-instructional services beneficial to groups external to the institution.
Academic Support	This category includes expenditures for the support services that are an integral part of the institution's primary mission of instruction, research, or public service. Included are expenditures for libraries, dean's offices, course

and curriculum development, and the dental clinic.

Student Services	Funds expended for admissions, registrar activities, financial aid administration, and activities whose primary purpose is to contribute to students' emotional and physical well-being and to their intellectual, cultural, and social development outside the context of the formal instructional program.
Institutional Support	Expenditures for the day-to-day operational support of the institution, excluding expenditures for physical plant operations. Included are general administrative services, executive direction and planning, legal and fiscal operations, and public relations/development.
Operation and Maintenance of Plant	Expenditures for operations established to provide service and maintenance related to the campus grounds and facilities.
Scholarships and Fellowships	Expenditures made in the form of outright grants, tuition and fee remissions, and trainee stipends to students enrolled in formal coursework, either for credit or non-credit.
Auxiliary Enterprises	Self-supporting activities established to furnish goods and services to students, faculty and staff.
Hospital Services	Expenditures made for services in support of the VCU Health System through the Operations and Services Agreement (OSA), the Clinical, Educational, and Research Service Agreement (CERSA), and operation and maintenance services for leased space.