



Virginia Commonwealth University

2007-08  
University Budget Plan  
and  
Tuition and Fees

VCU Board of Visitors

April 12, 2007

**Virginia Commonwealth University  
2007-08 University Budget Plan  
and  
2007-08 Tuition and Fees**

**Table of Contents**

TAB I	Overview of the 2007-08 University Budget Plan Total Sources and Uses Budget Summary Enrollment Trends and Projections Budget Actions of the 2007 General Assembly 2007-08 Sources and Uses Summary by Program Key Highlights of the Budget
TAB II	Detail of the 2007-08 University Budget Plan Educational and General Programs Sponsored Programs Facilities and Administrative Cost Recoveries Auxiliary Enterprise Programs University Funds Student Financial Assistance Glossary of Financial Aid Terms Hospital Services University Staffing
TAB III	2007-08 Tuition and Fees
TAB IV	Glossary of Budget Terms

**VIRGINIA COMMONWEALTH UNIVERSITY  
2007-08 UNIVERSITY BUDGET PLAN**

# **Highlights**

**TABLE A**

**Virginia Commonwealth University  
2007-08 University Budget Plan  
(in thousands)**

	2006-07 Budget	2007-08 Budget Plan	Change Over 2006-07
<b>Sources</b>			
State General Fund*	\$ 204,886	\$ 221,925	8.3%
Nongeneral Funds			
Student Tuition and Fees	\$ 238,311	\$ 259,699	9.0%
Grants and Contracts	165,337	169,834	2.7%
Sales and Services	76,463	82,607	8.0%
Other Sources	27,537	32,696	18.7%
Total Nongeneral Funds	<u>\$ 507,648</u>	<u>\$ 544,836</u>	7.3%
<b>Total Sources</b>	<u>\$ 712,534</u>	<u>\$ 766,761</u>	7.6%
 <b>Uses</b>			
Instruction	\$ 278,199	\$ 302,513	8.7%
Research and Public Service	131,275	136,804	4.2%
Academic, Student and			
Institutional Support	111,353	116,642	4.7%
Operation and Maintenance of Plant	42,697	46,261	8.3%
Scholarships and Fellowships	37,940	41,448	9.2%
Auxiliary Enterprises	87,906	98,426	12.0%
Hospital Services	14,939	15,894	6.4%
Reserves and Contingencies	4,677	4,827	3.2%
<b>Total Uses</b>	<u>\$ 708,986</u>	<u>\$ 762,815</u>	7.6%
 <b>Budget Balance</b>	 <u><u>\$ 3,548</u></u>	 <u><u>\$ 3,946</u></u>	

\* Includes both direct appropriations and estimated central transfers for 2007-08.

# Virginia Commonwealth University 2007-08 University Budget Plan

## Highlights

### Overview

- Table A on page I-1 summarizes projected University sources and uses for 2007-08.
  - Projected sources total \$766.8 million - an increase of 7.6% over the current budget.
  - Budgeted uses total \$762.8 million - 7.6% over the current budget.
- The 2007-08 budget plan projects a budget balance of \$3.9 million, which is primarily attributable to auxiliary enterprises. Fund balances in auxiliary enterprises will be used to replenish reserves and to set aside funds for planned projects involving student recreational facilities, dining facilities, and a parking deck associated with the Monroe Park Campus Addition.
- The 2007-08 budget plan is based on the 2007-08 tuition and fee rates presented in Tab III. The following is a summary of the recommended tuition and fee charges for 2007-08:

#### *Full-Time Undergraduates - Private Housing\**

	<u>2006-07</u>	<u>2007-08</u>	<u>Change</u>
Resident	\$5,819	\$6,196	6.5%
Nonresident	\$17,616	\$18,740	6.4%

#### *Full-Time Undergraduates - University Housing\**

	<u>2006-07</u>	<u>2007-08</u>	<u>Change</u>
Resident	\$13,082	\$13,763	5.2%
Nonresident	\$24,879	\$26,307	5.7%

#### *Full-Time Graduates - Private Housing*

	<u>2006-07</u>	<u>2007-08</u>	<u>Change</u>
Resident	\$8,341	\$8,904	6.7%
Nonresident	\$17,582	\$17,752	1.0%

\* Includes tuition, University Fee, Health Fee, Student Activity Fee, Technology Fee and the Capital Outlay Fee (nonresidents).  
The totals under University Housing also include a meal plan.

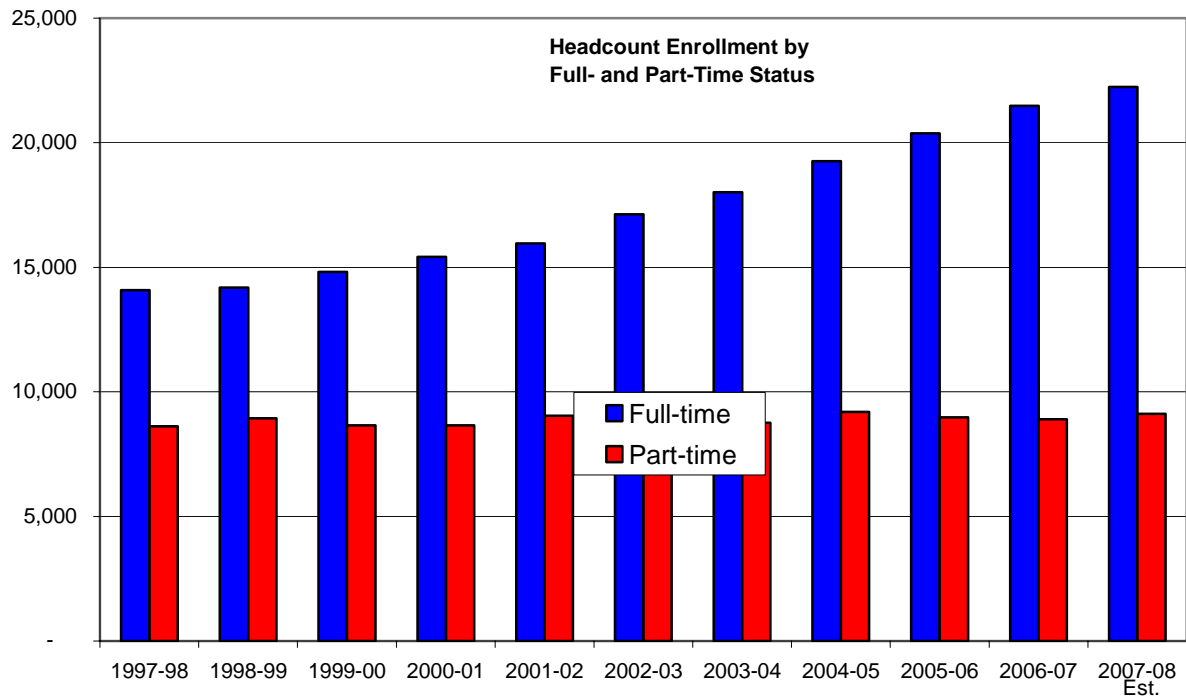
### Enrollment

- The 2007-08 budget plan is based on total projected headcount enrollment of 31,353 for Fall 2007 – an increase of 972 above the current year.
  - ✓ Fall 2007 projected headcount enrollment includes 27,371 (87%) resident students and 3,982 (13%) nonresident students.

- ✓ The projected headcount increase of 972 students is comprised of 925 additional resident students and 47 additional nonresident students.
- ✓ The Fall 2007 headcount enrollment projections reflect a freshman class of 3,673, comprised of 3,247 resident students and 426 nonresidents.
- ✓ A comparison of actual and projected enrollment for Fall 2006 and Fall 2007 is presented below:

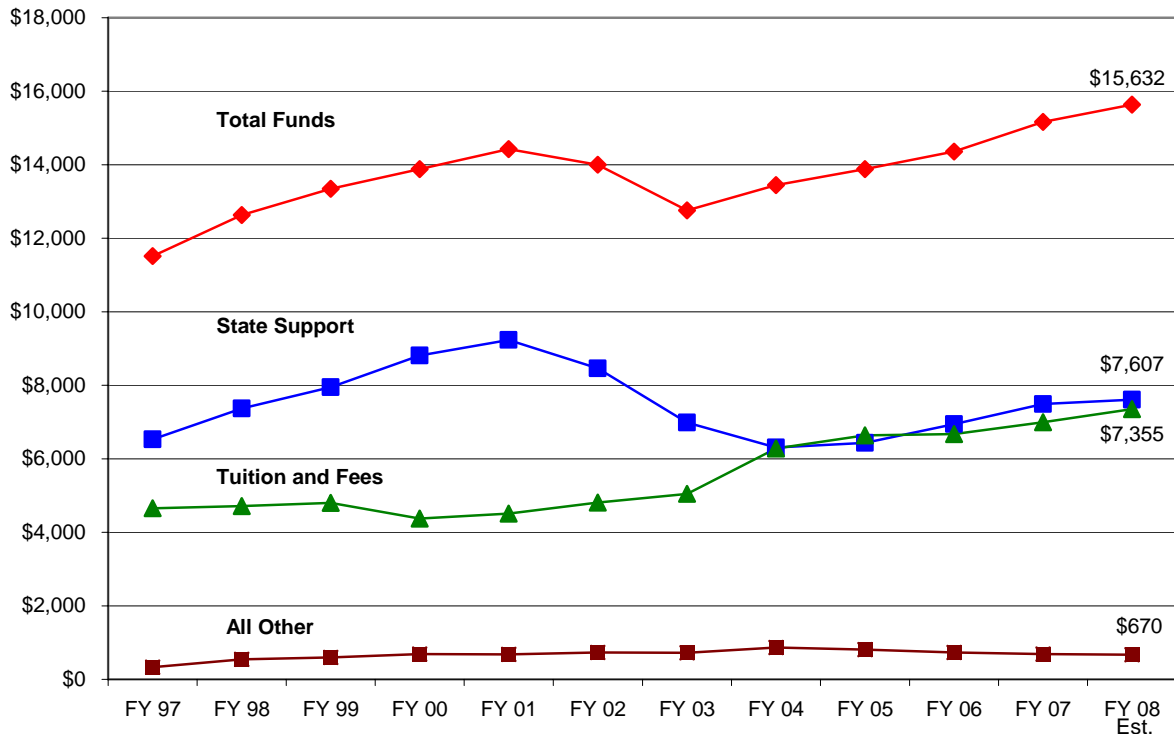
Headcount	Actual Fall 2006			Projected Fall 2007			Change Fall 2006 to 2007		
	Resident	Nonresident	Total	Resident	Nonresident	Total	Resident	Nonresident	Total
<b>On-Campus</b>									
Undergraduate	17,689	1,681	19,370	18,072	1,863	19,935	383	182	565
Special Undergraduate	908	218	1,126	908	218	1,126	-	-	-
Graduate	3,199	1,136	4,335	3,369	1,198	4,567	170	62	232
Special Graduate	490	78	568	490	78	568	-	-	-
First Professional	1,050	521	1,571	1,112	545	1,657	62	24	86
<b>Total On-Campus</b>	<b>23,336</b>	<b>3,634</b>	<b>26,970</b>	<b>23,951</b>	<b>3,902</b>	<b>27,853</b>	<b>615</b>	<b>268</b>	<b>883</b>
<b>Off-Campus</b>	3,110	301	3,411	3,420	80	3,500	310	(221)	89
<b>Total Headcount</b>	<b>26,446</b>	<b>3,935</b>	<b>30,381</b>	<b>27,371</b>	<b>3,982</b>	<b>31,353</b>	<b>925</b>	<b>47</b>	<b>972</b>
<b>Annual FTE</b>	21,732	3,739	25,471	22,264	4,016	26,280	532	277	809
<b>First-Time Freshmen</b>	3,138	402	3,540	3,247	426	3,673	109	24	133
<b>Transfer Students</b>	1,609	143	1,752	1,586	143	1,729	(23)	-	(23)

- ✓ In the ten-year period between Fall 1997 and Fall 2007, headcount enrollment will have increased 38% -- from 22,702 to 31,353 (+8,651 students). Over that same period, the percentage of part-time students will have declined from 38% to 29%.



## 2007 General Assembly

- ❑ The University's 2007-08 spending plan reflects the state budget adopted by the 2007 General Assembly on February 24, 2007. Key actions taken by the General Assembly affecting the University's budget include:
  - ✓ An average salary increase of 4.0% for faculty and a 4.0% increase for classified staff, effective November 25, 2007.
  - ✓ An additional \$4.2 million in general fund support for base adequacy and enrollment growth in 2007-08. Planned uses of these funds, along with the related tuition and fee revenue and other University revenues, are detailed behind Tab II.
  - ✓ An additional \$1.0 million in general fund support for cancer research through a state research initiative, bringing total state research support to \$4.1 million in 2007-08.
  - ✓ Additional general fund support of \$2.1 million for undergraduate student financial assistance, bringing total general fund support for the state's student financial assistance program to \$16.9 million in 2007-08.
  - ✓ Establishment of a Higher Education Tuition Incentive Fund. A pool of \$7.2 million is to be allocated to those institutions that limit the increase of tuition and mandatory E&G fees for in-state undergraduates to no more than six percent for the 2007-08 academic year. VCU's share of the Tuition Incentive Fund is \$1,041,949.
  
- ❑ The actions of the 2007 session of the General Assembly reflect progress in state funding for higher education in Virginia and for Virginia Commonwealth University. A graph of the University's E&G funding per full-time equivalent (FTE) student from 1996-97 to 2007-08 is presented below:



**TABLE B**  
**Virginia Commonwealth University**  
**2007-08 University Budget Plan**  
**Sources and Uses Summary**  
**(in thousands)**

	Educational & General Programs				Sponsored Programs				Student			Change from		
	Programs	Direct Costs	Facilities & Admin. Costs		Auxiliary Enterprises	University Funds	Financial Assistance	Hospital Services	Total University	Amount	Percent	2006-07 Budget		
			Admin. Costs	Facilities								Amount	Percent	
<b>FY 2007-08 Sources</b>														
<b>State General Fund</b>														
Direct Appropriations	\$ 194,722	\$ 4,100	\$ -	\$ -	\$ -	\$ -	\$ 16,887	\$ -	\$ 215,709	\$ 16,965	8.5%			
Central Transfers	5,156	641	-	-	-	-	419	-	6,216	74	1.2%			
<b>Total General Fund</b>	\$ 199,878	\$ 4,741	\$ -	\$ -	\$ -	\$ -	\$ 17,306	\$ -	\$ 221,925	\$ 17,039	8.3%			
<b>Nongeneral Funds</b>														
Student Tuition and Fees	\$ 193,293	\$ -	\$ -	\$ 66,406	\$ -	\$ -	\$ -	\$ -	\$ 259,699	\$ 21,388	9.0%			
Grants and Contracts	8,100	127,388	20,500	-	-	-	13,846	-	169,834	4,497	2.7%			
Gifts	-	-	-	-	1,100	-	-	-	1,100	100	10.0%			
Endowment and Investment Earnings	-	-	-	-	17,260	-	-	-	17,260	1,250	7.8%			
Sales and Services	38,108	-	-	26,455	-	-	-	18,044	82,607	6,144	8.0%			
Transfers	-	-	-	-	3,000	-	-	-	3,000	-	0.0%			
Other Revenues	354	-	-	10,982	-	-	-	-	11,336	3,809	50.6%			
<b>Total Nongeneral Funds</b>	\$ 239,855	\$ 127,388	\$ 20,500	\$ 103,843	\$ 21,360	\$ 13,846	\$ 18,044	\$ 18,044	\$ 544,836	\$ 37,188	7.3%			
<b>Total University Sources</b>	\$ 439,733	\$ 132,129	\$ 20,500	\$ 103,843	\$ 21,360	\$ 31,152	\$ 18,044	\$ 18,044	\$ 766,761	\$ 54,227	7.6%			
<b>FY 2007-08 Uses</b>														
Instruction	\$ 264,485	\$ 31,326	\$ -	\$ -	\$ 6,702	\$ -	\$ -	\$ -	\$ 302,513	\$ 24,314	8.7%			
Research	10,446	100,331	13,619	-	5,088	-	-	-	129,484	5,359	4.3%			
Public Service	6,413	472	-	-	435	-	-	-	7,320	170	2.4%			
Academic Support	58,299	-	1,276	-	1,936	-	-	-	61,511	3,356	5.8%			
Student Services	10,798	-	-	-	211	-	-	-	11,009	1,143	11.6%			
Institutional Support	41,399	-	400	-	2,323	-	-	-	44,122	790	1.8%			
Operation and Maintenance of Plant	40,283	-	3,255	-	823	-	-	1,900	46,261	3,564	8.3%			
Scholarships and Fellowships	5,008	-	1,546	-	3,742	-	31,152	-	41,448	3,508	9.2%			
Auxiliary Enterprises	-	-	-	98,426	-	-	-	-	98,426	10,520	12.0%			
Hospital Services	-	-	-	-	-	-	-	15,894	15,894	955	6.4%			
Subtotal Uses	\$ 437,131	\$ 132,129	\$ 20,096	\$ 98,426	\$ 21,260	\$ 31,152	\$ 17,794	\$ 17,794	\$ 757,988	\$ 53,679	7.6%			
Reserves and Contingencies														
University Contingency	\$ 2,262	\$ -	\$ 374	\$ 1,821	\$ -	\$ -	\$ -	\$ -	\$ 4,457	\$ 150	3.5%			
Other	340	-	30	-	-	-	-	-	370	-	0.0%			
Subtotal Contingencies	\$ 2,602	\$ -	\$ 404	\$ 1,821	\$ -	\$ -	\$ -	\$ -	\$ 4,827	\$ 150	3.2%			
<b>Total University Uses</b>	\$ 439,733	\$ 132,129	\$ 20,500	\$ 100,247	\$ 21,260	\$ 31,152	\$ 17,794	\$ 17,794	\$ 762,815	\$ 53,829	7.6%			



## Key 2007-08 Budget Plan Highlights

- ❑ **Budget Development Framework:** The 2007-08 University Budget Plan was developed within the overall framework of the University's Strategic Plan, 2007 General Assembly actions, and the tuition and fee rates presented at Tab III.

The 2007-08 budget plan addresses a number of key priorities:

- Strengthened academic programs, particularly in graduate studies;
- Support for enrollment growth;
- An enhanced undergraduate experience, including continued development of the Focused Inquiry curriculum;
- Additional funding for need-based student financial aid;
- Competitive faculty and staff salaries;
- Enhanced research activities;
- Strengthened library collections; and,
- Funding for new student facilities, including recreation, dining and parking.

In addition, funding has been provided to address state-mandated cost increases in faculty and staff fringe benefit costs, property insurance rate increases, and eVa procurement system transaction fees.

The 2007-08 budget also includes funding to support capital commitments and unavoidable cost increases, such as operation and maintenance costs for new facilities coming on-line, and lease costs.

- ❑ **Revenues and Expenditures:** Table B on page I-5 presents the 2007-08 revenue and expenditure budget by major fund source and program classification. Budgeted revenue is derived from two sources – state general fund appropriations and a variety of nongeneral fund revenues.

State general fund appropriations come from state tax revenue appropriated by the General Assembly. General fund appropriations are used primarily to support Educational and General (E&G) programs and Student Financial Assistance.

Nongeneral funds describe revenues raised by VCU from six major sources:

- Student tuition and fees;
- Grants and contracts (expenditures by federal, state and local agencies' sponsored projects and student aid grants);
- Gifts (private money received from donors);

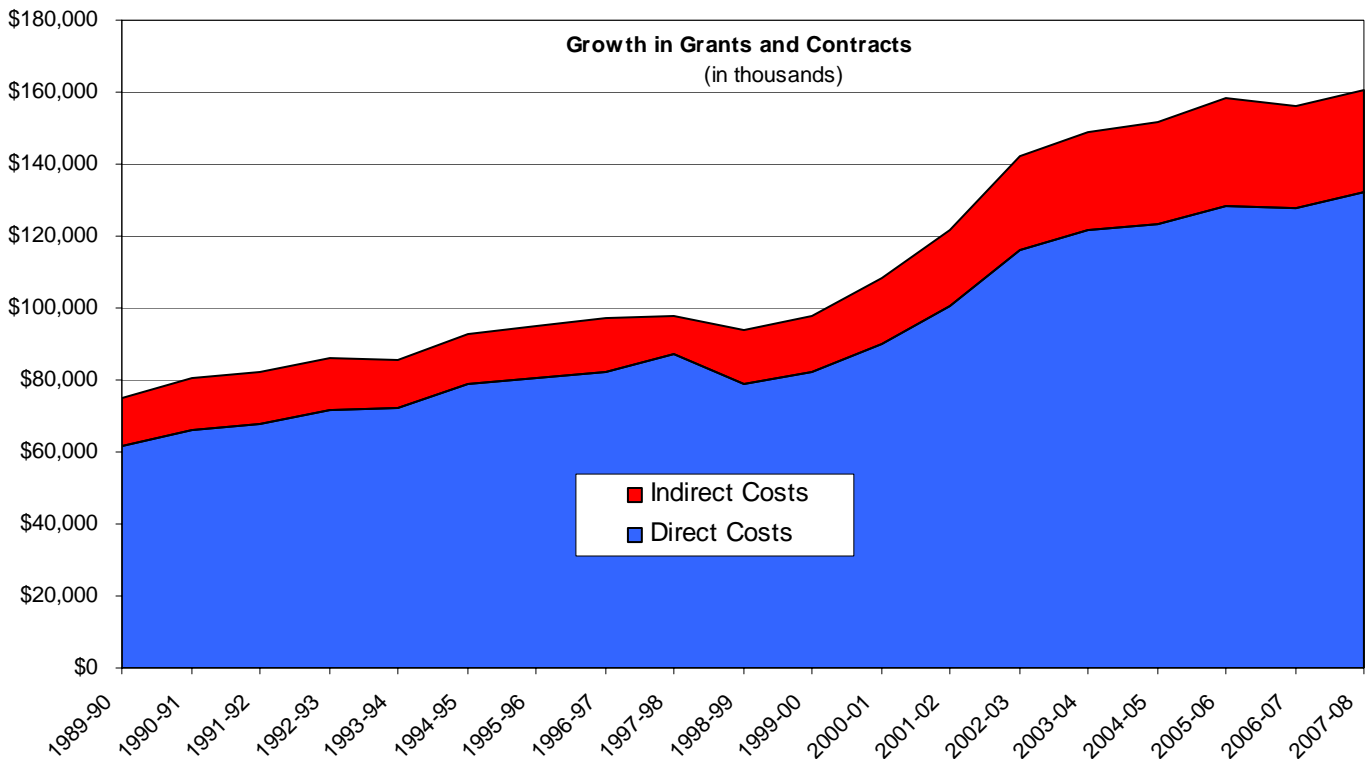
- Investment and endowment earnings (interest earned on the University's cash investment pool and endowment payouts from the University's affiliated foundations);
- Sales and services (charges made by organizational units for goods and services, such as University housing and food services); and
- Unrestricted gifts from MCV Physicians to support the academic mission of the School of Medicine.

Nongeneral fund revenues support a variety of purposes, including E&G programs, auxiliary enterprises, sponsored research activities, student financial assistance, and other programs.

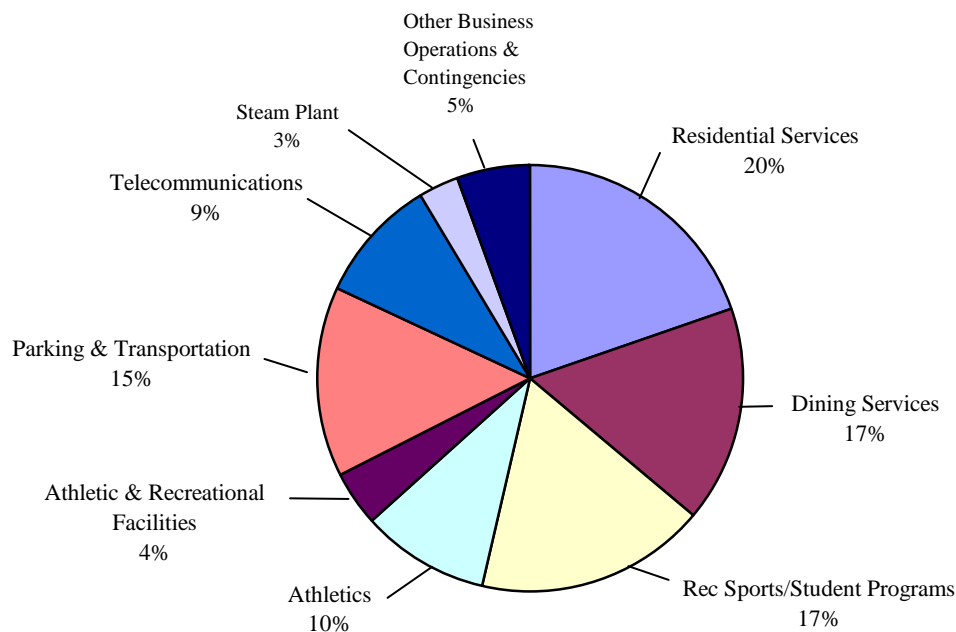
☐ **Grants and Contracts:** Awards in sponsored programs are estimated to total about \$215.1 million in 2007-08. The graph below shows the growth in total grants and contracts for both direct and indirect costs, exclusive of grants for student assistance.

- Since 1989-90, direct costs have risen from \$61.7 million to \$132.1 million in 2007-08. Indirect costs have increased from \$13.4 million to an estimated \$28.6 million over the same period.
- Projected levels for 2007-08 reflect stagnant federal funding for sponsored programs.

Note: Awards for sponsored programs for a given year differ significantly from revenues and expenditures for that year because awards often apply to more than one year and expenses may occur over more than one year.



- Auxiliary Enterprises:** Auxiliary Enterprises provide a variety of goods and services to students, faculty and staff, including residential and food services, student health programs, parking and transportation, student recreational programs, student centers, bookstores, and intercollegiate athletics. Auxiliary programs receive no state taxpayer support and are funded through user fees, sales, and mandatory student fees. For 2007-08, sources supporting auxiliary programs total about \$103.8 million. The allocation of sources supporting the auxiliary enterprises budget by program area is shown below:



Auxiliary Enterprises accumulate reserves in order to maintain facilities, finance renovation and construction costs, and address unanticipated costs. During the fiscal year, auxiliary enterprise programs are projected to use about \$8.4 million in balances and add \$3.6 million to reserves. A full accounting of sources and uses is detailed behind Tab II under Auxiliary Enterprises.

- Reserves and Contingencies:** A total of \$4.8 million is budgeted University-wide for reserves and contingencies in 2007-08. The largest contingencies are budgeted at \$2.6 million in E&G programs and \$1.8 million in Auxiliary Enterprises. These reserves provide a pool of funds that may be allocated during the year to address unanticipated cost increases and other one-time funding needs.
- Staffing:** State appropriated full-time equivalent (FTE) staffing includes instructional faculty, administrative and professional faculty, classified staff, adjunct/part-time faculty, and graduate teaching assistants. State appropriated staffing applies to all fund sources (general funds and nongeneral funds) for which the expenditure of funds is contingent upon state spending authority. As a result of an amendment adopted by the 2003 General Assembly,

E&G state appropriated staffing levels are now used for reference and may fluctuate depending upon workload and funding availability. For 2007-08, the University's internal authorized full-time equivalent (FTE) staffing level is 5,425.30.

- ❑ A summary of all new initiatives funded through the University's key discretionary budgets (E&G Programs, FACR, Auxiliary Enterprises, and University Funds) is presented in Table C.
- ❑ A more detailed discussion of the 2007-08 budget by fund group (Educational and General Programs, Sponsored Programs, Facilities and Administrative Cost Recoveries, Auxiliary Enterprises, University Funds, Student Financial Assistance, and Hospital Services) is included at Tab II.

**TABLE C**  
**Virginia Commonwealth University**  
**2007-08 University Budget Plan**  
**Initiatives by Fund Source**

	New E&G Funding	FACR Funding	University Fee	Total All Funds
<b>1. Instruction</b>				
School of Allied Health Professions	\$244,300	-	-	\$244,300
School of the Arts	132,165	-	-	132,165
School of Business	341,000	-	-	341,000
School of Dentistry	510,336	-	-	510,336
School of Engineering	1,371,000	-	-	1,371,000
School of Graduate Studies	1,367,000	-	-	1,367,000
Center for Law and Medicine	250,000	-	-	250,000
College of Humanities and Sciences	1,670,000	-	-	1,670,000
International Programs	297,800	-	-	297,800
Life Sciences	250,000	-	-	250,000
School of Medicine	1,550,113	-	-	1,550,113
School of Nursing	672,859	-	-	672,859
School of Pharmacy	446,705	-	-	446,705
University College	2,004,052	-	-	2,004,052
Vice President for Academic Affairs	250,000	-	-	250,000
<b>Total Support for Instructional Programs</b>	<b>\$11,357,330</b>	<b>-</b>	<b>-</b>	<b>\$11,357,330</b>
<b>2. Academic Support</b>				
University Libraries	\$1,018,766	-	-	\$1,018,766
Office of the Vice President for Health Sciences	153,677	-	-	153,677
<b>Total Academic Support</b>	<b>\$1,172,443</b>	<b>-</b>	<b>-</b>	<b>\$1,172,443</b>
<b>3. Student Services</b>				
Enrollment Services	\$414,846	-	-	\$414,846
School of Graduate Studies	67,130	-	-	67,130
Office of Health Careers/Education	245,756	-	-	245,756
Student Financial Assistance	551,500	-	-	551,500
Student Affairs	52,008	-	-	52,008
<b>Total Student Services</b>	<b>\$1,331,240</b>	<b>-</b>	<b>-</b>	<b>\$1,331,240</b>
<b>4. Institutional Support and O&amp;M of Plant</b>				
Advancement	\$208,659	-	-	\$208,659
Business Services	50,063	-	-	50,063
Campus Police	259,840	-	-	259,840
Compliance Office	45,000	-	-	45,000
Controller's Office	203,625	-	-	203,625
External Relations	208,659	-	-	208,659
Health Sciences	85,106	-	-	85,106
Human Resources	101,126	-	-	101,126
Technology Services	210,263	-	-	210,263
<b>Total Institutional Support and O&amp;M of Plant</b>	<b>\$1,372,341</b>	<b>-</b>	<b>-</b>	<b>\$1,372,341</b>

**TABLE C**  
**Virginia Commonwealth University**  
**2007-08 University Budget Plan**  
**Initiatives by Fund Source**

	New E&G Funding	FACR Funding	University Fee	Total All Funds
<b>5. Auxiliary Enterprises</b>				
Intercollegiate Athletics				
Programs for student athletes	-	-	\$193,750	\$193,750
Staffing	-	-	188,450	188,450
Utilities, facilities, and other operating costs	-	-	318,000	318,000
Total Intercollegiate Athletics	-	-	\$700,200	\$700,200
Student Facilities and Programs				
Facilities debt service and repair and reserve funds	-	-	\$1,671,576	\$1,671,576
Student programming and staffing	-	-	157,000	157,000
Total Student Facilities and Programs	-	-	\$1,828,576	\$1,828,576
Other Programs				
Parking deck on the Monroe Park Campus Addition	-	-	\$540,610	\$540,610
Parking deck at Belvidere and West Grace Streets	-	-	385,529	385,529
Reserve for Monroe Park Campus expansion	-	-	125,000	125,000
Total Other Programs	-	-	\$1,051,139	\$1,051,139
<b>Total Auxiliary Enterprises</b>	-	-	\$3,579,915	\$3,579,915
<b>6. Research and Public Service</b>				
Virginia Autism Center	\$50,000	-	-	\$50,000
Facilities maintenance reserve	-	53,000	-	53,000
Graduate scholarships and fellowships	-	13,000	-	13,000
Medical Sciences Building II - partial year debt service	-	355,000	-	355,000
School of Medicine research plan	-	1,072,000	-	1,072,000
Palliative Care Program	50,000	-	-	50,000
Research support	-	263,000	-	263,000
Office of the Vice President for Research	415,519	-	-	415,519
Reallocations and other savings	-	(1,101,000)	-	(1,101,000)
<b>Total Research and Public Service</b>	\$515,519	\$655,000	-	\$1,170,519
<b>7. Total - New Initiatives</b>	\$15,748,873	\$655,000	\$3,579,915	\$19,983,788

**TABLE C**  
**Virginia Commonwealth University**  
**2007-08 University Budget Plan**  
**Initiatives by Fund Source**

	New E&G Funding	FACR Funding	University Fee	Total All Funds
<b>8. Other Budget Changes (All Programs)</b>				
Annualize FY07 salary increases and FY08 increase	n/a	n/a	n/a	\$15,227,484
Increases in student aid funding - federal, state, and VCU	n/a	n/a	n/a	2,943,000
Additional support for VCU Qatar Campus	n/a	n/a	n/a	4,000,000
Increased costs for facilities and equipment				
Operation and maintenance cost increases	n/a	n/a	n/a	1,673,448
Auxiliary repair and replacement projects				
Housing	n/a	n/a	n/a	2,210,000
Dining	n/a	n/a	n/a	1,492,000
Other auxiliaries	n/a	n/a	n/a	3,562,285
New auxiliary facilities				
Dining	n/a	n/a	n/a	3,125,000
Parking	n/a	n/a	n/a	1,225,000
Auxiliary debt service for parking	n/a	n/a	n/a	1,441,000
Increase in direct expenditures for sponsored research	n/a	n/a	n/a	4,248,000
VCUNet - second year of five-year funding plan	n/a	n/a	n/a	250,551
Increases in software licensing and hardware maintenance	n/a	n/a	n/a	351,200
Increases in state insurance and eVA processing fees	n/a	n/a	n/a	496,129
Pool for accelerated faculty hiring	n/a	n/a	n/a	375,739
Increase in debt service payments from nonresidents	n/a	n/a	n/a	194,983
Increased operating costs in auxiliary enterprises				
Housing	n/a	n/a	n/a	696,000
Dining	n/a	n/a	n/a	871,000
Parking	n/a	n/a	n/a	732,000
Elimination of one-time funding from 2006-07				
E&G Programs	n/a	n/a	n/a	(3,317,500)
Auxiliary Enterprises	n/a	n/a	n/a	(11,347,000)
All Other	n/a	n/a	n/a	3,394,808
<b>Total Other Budget Changes</b>	n/a	n/a	n/a	<b>\$33,845,127</b>
<b>9. Grand Total</b>				<b>\$53,828,915</b>

**VIRGINIA COMMONWEALTH UNIVERSITY  
2007-08 UNIVERSITY BUDGET PLAN**

**Educational and General Programs**



**TABLE A**  
**Virginia Commonwealth University**  
**2007-08 University Budget Plan**  
**Educational and General Programs**  
**(in thousands)**

	2006-07 Budget	2007-08 Budget Plan	Change Over 2006-07
<b>A. SOURCES</b>			
1. State General Fund*	\$ 185,896	\$ 199,878	7.5%
2. Nongeneral Fund			
a. Student Tuition and Fees	\$ 178,143	\$ 193,293	8.5%
b. Grants and Contracts	8,222	8,100	-1.5%
c. Sales and Services	33,940	38,108	12.3%
d. Other	354	354	0.0%
e. Total Nongeneral Fund Sources	<u>\$ 220,659</u>	<u>\$ 239,855</u>	8.7%
<b>Total Sources</b>	<u><u>\$ 406,555</u></u>	<u><u>\$ 439,733</u></u>	8.2%
<b>B. USES</b>			
1. Instruction	\$ 240,828	\$ 264,485	9.8%
2. Research	9,710	10,446	7.6%
3. Public Service	6,274	6,413	2.2%
4. Academic Support	55,077	58,299	5.8%
5. Student Services	9,669	10,798	11.7%
6. Institutional Support	40,760	41,399	1.6%
7. Operation and Maintenance of Plant	37,179	40,283	8.3%
8. Scholarships and Fellowships	4,456	5,008	12.4%
9. Reserves and Contingencies			
a. University Contingency	2,262	2,262	0.0%
b. Other	340	340	0.0%
<b>Total Uses</b>	<u><u>\$ 406,555</u></u>	<u><u>\$ 439,733</u></u>	8.2%

\* Includes both direct appropriations and estimated central transfers for 2007-08. The 2006-07 general fund appropriation has been adjusted to exclude the effect of a general fund reduction of \$6.2 million due to the state's action to move one payroll from 2006-07 to the 2005-06 fiscal year.

# Virginia Commonwealth University 2007-08 University Budget Plan Educational and General Programs

## Overview

Educational and General (E&G) programs include all of the University's instructional programs and related support services. Revenue is derived mainly from state general fund appropriations, student tuition, and instructional fees. The 2007-08 budget reflects the actions of the 2007 General Assembly and tuition and fee rates as presented at Tab III.

## Highlights

A summary of E&G sources and uses, which total \$439.7 million, is presented in Table A.

The 2007-08 E&G budget plan was guided largely by the framework of the University's Strategic Plan. Available funding for 2007-08 includes additional state general fund support for base adequacy and enrollment growth, salary increases for faculty and staff, and other actions of the 2007 General Assembly.

The allocation of resources is consistent with presidential priorities and with the priorities identified in the University's Strategic Plan. The 2007-08 E&G budget represents an increase of \$33.2 million or 8.2% above the 2006-07 budget. About 71% of the new funding in 2007-08 will support instructional programs, including funding to support 60 new faculty positions. Overall, the key priorities addressed in the 2007-08 E&G budget plan include:

- Strengthened academic programs, particularly in graduate studies;
- Support for enrollment growth;
- An enhanced undergraduate experience, including continued development of Focused Inquiry curriculum;
- Additional funding for need-based student financial aid;
- Competitive faculty and staff salaries;
- Enhanced research activities; and,
- Strengthened library collections.

In addition, funding has been provided to address state-mandated fringe benefit rate increases for faculty and staff, rate increases for property and casualty insurance, and increased transaction fees for the state's procurement system (eVA).

The 2007-08 budget also includes funding to support capital commitments and unavoidable cost increases, such as operation and maintenance costs for new facilities coming on-line.

Changes to the University's general fund (state taxpayer) support are summarized below:

- Compensation. The budget plan includes an average 4.0% salary increase for full-time teaching and research faculty, adjunct faculty, administrative faculty, and graduate assistants. The budget plan also reflects a 4.0% increase for classified staff. Salary actions for both faculty and staff are effective November 25, 2007. The University's 2007-08 budget plan

includes about \$3.9 million in additional general fund support for the cost of the salary increase and state mandated fringe benefit rate changes and \$2.5 million to provide full-funding for the 2006-07 faculty and staff salary increase that was effective November 26, 2006.

- Base Adequacy and Enrollment Growth. The 2007 Session of the General Assembly added \$2.1 million in general fund support for base adequacy to the \$2.1 million for 2007-08 which was adopted in 2006, for a total increase in 2007-08 of \$4.2 million. Coupled with tuition and fee revenue and other University budget and revenue sources, these additional resources will be directed to presidential priorities, Strategic Plan priorities, state mandated cost increases, capital commitments and unavoidable costs as presented in Table D.
- Higher Education Tuition Incentive Fund. The 2007 General Assembly created a pool of \$7.2 million to be allocated to those institutions that limit the increase of tuition and mandatory E&G fees for in-state undergraduates to no more than six percent for the 2007-08 academic year. VCU's share of the Tuition Incentive Fund is \$1,041,949. The 2007-08 tuition and fee rates at Tab III comply with the Fund's allocation requirement and VCU's allocation has been included in the estimated general fund revenue for 2007-08.
- Virginia Autism Center. An additional \$50,000 in general funds is provided to increase statewide outreach efforts through the Autism Center.
- Palliative Care Program. An additional \$50,000 in general funds is included in the budget for VCU's palliative care program.

Table B presents a summary of 2007-08 changes in state general fund support for the University's core operating programs, as well as for new initiatives and other priorities of the Governor and General Assembly.

Table C presents a summary of changes in projected tuition and fee revenue above the 2006-07 budget, including enrollment growth, tuition rate changes, and other program and fee adjustments.

Table D presents a summary of all 2007-08 initiatives and other new items funded through the E&G budget.

**TABLE B**  
**Virginia Commonwealth University**  
**2007-08 University Budget Plan**  
**State General Fund Adjustments Above 2006-07 Budget**

	Additional General Funds 2007-08
1. Base Adequacy	\$4,216,980
2. Compensation Adjustments	
a. Annualize 2006-07 faculty and classified salary increases <i>(Requires estimated tuition match of \$2.1 million)</i>	\$2,508,001
b. 2007-08 faculty salary increase - 4.0% <i>(Requires estimated tuition match of \$2.7 million)</i>	2,003,581
c. Additional state funding for nursing faculty salaries	127,807
d. 2007-08 classified staff salary increase - 4.0% <i>(Requires estimated tuition match of \$918,000)</i>	776,000
e. 2007-08 fringe benefit rate changes <i>(Requires estimated tuition match of \$682,000)</i>	948,000
3. Subtotal - Compensation Adjustments	\$6,363,389
4. Tuition Incentive Fund Allocation	\$1,041,949
5. Interest Earnings on Tuition Revenue <i>(estimated allocation)</i>	\$1,200,000
6. Virginia Autism Center	\$50,000
7. Palliative Care Program	\$50,000
8. Operation and Maintenance for New Facilities <i>(Schools of Nursing, Business, and Engineering; requires estimated tuition match of \$798,000)</i>	\$823,271
9. Central State Agency Charges and Other Adjustments	\$236,631
<b>10. Total of 2007-08 State General Fund Changes</b>	<b>\$13,982,220</b>

**TABLE C**  
**Virginia Commonwealth University**  
**2007-08 University Budget Plan**  
**Projected Tuition and Fee Budget Adjustments Above 2006-07 Budget**

	<b>Tuition and Fee Revenue</b>
1. Projected 2007-08 enrollment growth (excluding dedicated tuition revenue)	\$2,059,500
2. Additional revenue from general rate increases	\$7,577,925
3. Dedicated Tuition and Fee Revenue	
a. Nonresident Enrollment Initiative - School Allocations	\$1,454,000
b. Adcenter - market based rate adjustments	1,010,000
c. Business - undergraduate resident enrollment growth	341,000
d. Engineering - undergraduate resident enrollment growth	382,000
e. Engineering - undergraduate tuition differential	520,000
f. Engineering - nonresident enrollment growth	469,000
g. Dentistry - additional tuition revenue from changes in enrollment mix	288,000
h. School of Medicine - enrollment mix and rate adjustments	350,000
i. PharmD - INOVA program	363,000
j. Nurse Anesthesia - market-based rate	28,000
k. Nurse Anesthesia - Doctor of Nurse Anesthesia Practice fee	64,500
l. English Language Program	47,800
m. Nonresident capital outlay fee	194,900
4. Subtotal - Dedicated Tuition and Fee Revenue	\$5,512,200
<b>5. Total of Tuition and Fee Increases Above 2006-07 Budget</b>	<b>\$15,149,625</b>

**TABLE D**  
**Virginia Commonwealth University**  
**2007-08 University Budget Plan**  
**E&G Initiatives**

	New E&G Funding
<b>1. Instruction</b>	
School of Allied Health Professions (2 faculty positions) <i>Funding is provided for one new faculty position to support enrollment growth in the Occupational Therapy Doctoral program and for a new Director of Graduate Education and Enrollment position for graduate recruitment and retention efforts. Also, additional tuition and fee revenue from market-based tuition and program fees for the graduate and Doctor of Nurse Anesthesia programs is returned to the School.</i>	\$244,300
School of the Arts (2 faculty positions) <i>Funding is provided for two full-time, tenure-track positions to support the School's new doctoral programs.</i>	132,165
School of Business <i>Tuition revenue generated from resident undergraduate enrollment growth is returned to the School to support its academic programs.</i>	341,000
School of Dentistry (2 faculty positions) <i>Funding is provided for two new faculty positions to support PhD enrollment growth through the development and implementation of a new dental bioengineering track in collaboration with the School of Engineering. Also, additional tuition revenue generated from enrollment is returned to the School to support its first-professional program.</i>	510,336
School of Engineering <i>Tuition revenue from undergraduate enrollment growth (\$989,000) and the the Engineering tuition differential (\$520,000) is returned to the School to support its academic programs.</i>	1,371,000
School of Graduate Studies <i>Funding is provided for assistantships for doctoral students in support of the University's goal of doubling doctoral enrollment.</i>	1,367,000
Center for Law and Medicine <i>Funding is provided to support a new inter-disciplinary program in collaboration with The College of William and Mary.</i>	250,000
College of Humanities and Sciences (11 faculty positions) <i>Funding is provided for 11 full-time, tenure-track faculty positions to support the College's new doctoral programs and enrollment growth in existing graduate programs. Also, revenue from market-based rate adjustments is returned to the College to support the Adcenter program.</i>	1,670,000
International Programs <i>Funding is provided to support VCU's 15 international partnerships. Also, additional revenue from fee increases in the English Language Program is returned to support instructional program costs.</i>	297,800

**TABLE D**  
**Virginia Commonwealth University**  
**2007-08 University Budget Plan**  
**E&G Initiatives**

	New E&G Funding
Life Sciences <i>Funding is provided for continued enhancements to VCU Life Sciences.</i>	250,000
School of Medicine (3 faculty positions) <i>Funding is provided for three new faculty positions to support growth in the School's PhD programs and to support stipends and administrative operating needs of the MD/PhD program. Also, additional revenue from enrollments and tuition rate adjustments is returned to the School to support its first-professional program.</i>	1,550,113
School of Nursing (5.5 faculty positions; 1 staff position) <i>Funding is provided to support three new faculty positions, to increase salaries for open positions, and to provide support for 2.5 teaching faculty positions and one classified staff position to increase the ratio of full-time faculty. Also, general funds are provided to improve nursing faculty salaries.</i>	672,859
School of Pharmacy (1 faculty position) <i>Funding is provided for one new faculty position to support PhD enrollment growth in the Pharmaceutical Sciences program in the Biomarker Research track. Also, additional revenue from enrollment growth is returned to the School of Pharmacy to support expansion of the PharmD program on the INOVA campus.</i>	446,705
University College (2 faculty positions; 1 staff position) <i>Funding is provided for two student advisors; one for undeclared students and one transfer advisor. Also, funding is provided for a shared faculty position with the English Department to help schedule and manage the enrollment for the new Focused Inquiry courses and for a staff position to provide administrative support.</i>	148,922
Focused Inquiry (30 faculty positions) <i>Funding is provided for 30 faculty positions and operating support for the Focused Inquiry curriculum. This two-semester program is designed to provide students with a common experience during their first year. Another \$716,000 in existing resources will be reallocated to support a total of 38 full-time and four part-time faculty.</i>	1,855,130
Office of the Vice President for Academic Affairs <i>Funding is provided to support the transition of promising collateral faculty to tenure-track faculty positions.</i>	250,000
<b>Total Support for Instructional Programs</b>	<b>\$11,357,330</b>
<b>2. Academic Support</b>	
University Libraries (1 faculty position) <i>Funding is provided for unavoidable cost increases for existing collections, for additional scholarly journals supporting new doctoral programs, and for one new faculty position.</i>	\$1,018,766

**TABLE D**  
**Virginia Commonwealth University**  
**2007-08 University Budget Plan**  
**E&G Initiatives**

	New E&G Funding
Office of the Vice President for Health Sciences (1.5 staff positions) <i>Funding is provided for 1.5 staff positions to support academic reporting and analytical needs.</i>	153,677
<b>Total Academic Support</b>	<b>\$1,172,443</b>
<b>3. Student Services</b>	
Enrollment Services (4 staff positions) <i>Funding is provided for four staff positions, an imaging system, staff regrades, and furniture for a redesigned work area for the Office of Admissions. Also, funding is provided for the increased costs in mandated services to students with disabilities and for an additional support position in Enrollment Services.</i>	414,846
School of Graduate Studies <i>Funding is provided for an imaging system to handle the increasing number of applications.</i>	67,130
Office of Health Careers/Education and Special Services for Students (1.5 staff positions) <i>Funding is provided to support community engagement activities and mini-grants administered through the Council for Community Engagement and support for 1.5 classified staff positions. Funding is also provided to maintain, strengthen and develop programs to increase the recruitment of disadvantaged students into the health sciences.</i>	245,756
Student Financial Assistance <i>Funding is provided to support additional need-based student aid.</i>	551,500
Student Affairs (1 faculty position) <i>Funding is provided for one faculty position to implement the new process for investigating and adjudicating initial honors cases.</i>	52,008
<b>Total Student Services</b>	<b>\$1,331,240</b>
<b>4. Institutional Support and Operation &amp; Maintenance of Plant</b>	
University Advancement (2 staff positions) <i>Funding to create a new Senior Director of Development Services position to lead the departments responsible for recording all gifts to the University; funding for database software licensing and maintenance; and for a new Senior Gift Processor position.</i>	\$208,659
Business Services - Payment and Procurement (1 staff position) <i>Funding is provided for a vendor create supervisor, which is required to ensure the accuracy of Banner vendor records.</i>	50,063
Campus Police (5 police officer positions) <i>Provides funding to support five additional police officer positions.</i>	259,840



**TABLE D**  
**Virginia Commonwealth University**  
**2007-08 University Budget Plan**  
**E&G Initiatives**

	New E&G Funding
Compliance Office (1 staff position) <i>Provides funding for an additional position to conduct compliance reviews, monitor management's corrective action plans, and provided support for development of the compliance education program.</i>	45,000
Controller's Office (3 staff positions) <i>Funding is provided for three staff positions: two systems analyst positions, which will support University reporting needs, and one accountant position to coordinate internal control activities associated with the State Comptroller's Agency Risk Management and Internal Control Standards (ARMICS) requirements.</i>	203,625
External Relations <i>Provide funding for continued enhancement of VCU's web sites, for high school newspaper advertising, and for a second yearly issue of Shafer Court Connections.</i>	208,659
Health Sciences (1.5 staff positions) <i>Funding is provided for one new technical position to support the growing technological, financial, and performance-based measurement reporting needs of the MCV campus. Funding is also provided for one-half of a classified position to support the evaluation of transfer credits for undergraduate programs in allied health and dental hygiene.</i>	85,106
Human Resources (2 staff positions) <i>Funding is provided for two analyst positions to support University reporting needs and other technical requirements related to Banner.</i>	101,126
Technology Services (4 staff positions) <i>Funding is provided for four staff positions: classroom media support (provides daily support services for classroom media, such as computer, projectors, AV and video conferencing facilities); academic application support (provides support for the growing number of applications used for instruction and academic administration); ImageNow system administrator (provides support for the university's document imaging system; and new applications and user support (provides support for reporting needs as the result of Banner implementation).</i>	210,263
<b>Total Institutional Support and Operation &amp; Maintenance of Plant</b>	<b>\$1,372,341</b>
<b>5. Research and Public Service</b>	
School of Medicine <i>Additional general funds are provided to support the Palliative Care program (\$50,000) and to increase statewide outreach efforts through the University's Center on Autism (\$50,000).</i>	\$100,000

**TABLE D**  
**Virginia Commonwealth University**  
**2007-08 University Budget Plan**  
**E&G Initiatives**

	New E&G Funding
Office of the Vice President for Research (3 staff positions) <i>Funding is provided for a new staff position in the Office of Postdoctoral Services, a new grant writer position for research development, and to establish a new executive director of research resources. In addition, funding is provided to support four staff positions for the Mid-Atlantic Twin Registry.</i>	415,519
<b>Total Research and Public Service</b>	<b>\$515,519</b>
<b>6. Total of New Initiatives</b>	<b>\$15,748,873</b>
<b>7. Other Budget Adjustments</b>	
Salary and fringe benefits - annualization of FY07 increases and FY08 increase	\$10,885,807
Additional support for VCU Qatar Campus	4,000,000
Nonresident enrollment initiative - school allocations	1,454,000
Operation and maintenance costs for new facilities	1,621,448
Increases in University leases and other contract costs	619,272
VCUNet improvements - second year of five-year funding plan	250,551
Increases in software licensing and hardware maintenance costs	351,200
Increases in state insurance and eVA procurement fees	496,129
Pool for accelerated faculty hires	375,739
Increase in state transfer requirement from the nonresident capital outlay fee	194,983
Other adjustments	497,498
Elimination of one-time funding from 2006-07	(3,317,500)
<b>Total Other Budget Adjustments</b>	<b>\$17,429,127</b>
<b>8. Grand Total</b>	<b>\$33,178,000</b>

**VIRGINIA COMMONWEALTH UNIVERSITY  
2007-08 UNIVERSITY BUDGET PLAN**

**Sponsored Programs  
Facilities and Administrative Cost Recoveries**

**Table A**  
**Virginia Commonwealth University**  
**2007-08 University Budget Plan**  
**Sponsored Programs**  
**(in thousands)**

	2006-07 Budget	2007-08 Budget Plan	Change Over 2006-07
<b>A. SOURCES</b>			
<b>DIRECT COSTS</b>			
1. Federal Grants and Contracts Revenue			
Associated with Direct Costs			
a. Department of Health and Human Services	\$ 49,656	\$ 51,414	3.5%
b. Department of Education	9,931	10,130	2.0%
c. Other Federal Agencies	12,414	12,662	2.0%
d. Total Federal Grants and Contracts	<u>\$ 72,001</u>	<u>\$ 74,206</u>	3.1%
2. Other Grants and Contracts Revenue			
Associated with Direct Costs			
a. State Agency Grants and Contracts	\$ 27,311	\$ 27,857	2.0%
b. State Higher Education Research Initiative	3,100	4,100	32.3%
c. Private and Local Agency Grants and Contracts	24,828	25,325	2.0%
d. State General Fund Grants and Transfers	641	641	0.0%
e. Total Other Grants and Contracts	<u>\$ 55,880</u>	<u>\$ 57,923</u>	3.7%
3. Total Sources Associated with Direct Costs	\$ 127,881	\$ 132,129	3.3%
<b>FACILITIES &amp; ADMINISTRATIVE COST RECOVERIES</b>	<u>\$ 28,000</u>	<u>\$ 28,600</u>	2.1%
4. Total Sources	<u><u>\$ 155,881</u></u>	<u><u>\$ 160,729</u></u>	3.1%
<b>B. USES</b>			
1. Instruction	\$ 31,094	\$ 31,326	0.7%
2. Research	109,650	113,950	3.9%
3. Public Service	469	472	0.6%
4. Academic Support	1,265	1,276	0.9%
5. Student Services	-	-	n/a
6. Institutional Support	397	400	0.8%
7. Operation and Maintenance of Plant	2,847	3,255	14.3%
8. Scholarships and Fellowships	1,533	1,546	0.8%
9. Transfer Facilities & Administrative Cost Recoveries to E&G	8,222	8,100	-1.5%
10. Contingencies			
a. University Contingency	374	374	0.0%
b. Budget Correction Pool	30	30	0.0%
11. Total Uses	<u><u>\$ 155,881</u></u>	<u><u>\$ 160,729</u></u>	3.1%

**Virginia Commonwealth University**  
**2007-08 University Budget Plan**  
**Sponsored Programs**  
**Facilities and Administrative Cost Recoveries**

**Overview**

Sponsored programs include research projects, training grants, and similar activities that are funded through revenues received from governmental and private agencies for specific purposes. Sponsored programs are administered in accordance with the terms of the applicable grant or contract and the agency awarding the grant or contract. Because grant awards often apply to more than one year and expenses may occur over more than one year, revenues and expenditures for sponsored programs in a given year differ significantly from award totals. In 2007-08, awards are estimated to total about \$215.1 million.

**Highlights**

A summary of projected sources and uses is presented in Table A. The budget plan assumes sources and uses of approximately \$160.7 million in 2007-08. Table A details direct research activity as well as administrative overhead and other support costs associated with the grants, which are known as Facilities and Administrative Cost Recoveries (FACR).

The direct costs on Table A include an additional \$1.0 million in general funds funded through the state's Higher Education Research Initiative to support cancer research.

Table B presents a summary of the sources and uses for Facilities and Administrative Cost Recoveries. For 2007-08, total FACR revenue is estimated at \$28.6 million. Revenue estimates are based on projected levels of grants and contracts, direct expenditures, and the current recovery rate of 49% for on-campus federal facilities and administrative costs.

Table C presents a summary of budgeted FACR uses. In general, the FACR revenues are allocated using a combination of a set percentage allocation of revenue; fixed commitments such as support for research institutes, graduate scholarships, and fellowships; capital requirements for debt service and facilities maintenance reserve; and new initiatives. The remaining balance after these allocations are met is directed to the Research Pool for the Vice President for Research. Based on FACR revenue projections, an allocation to the Research Pool is not anticipated in 2007-08.

Highlights of the 2007-08 FACR budget are as follows:

- FACR budget estimates include support for a 4% salary increase for faculty and classified staff positions, at about \$67,000.
- Additional funding of \$263,000 is provided to animal resources for housing and care costs of mice used in research.
- An additional allocation of \$1.0 million will be made in 2007-08 for capital improvements in animal resources facilities. A total of \$6.0 million has been committed in \$1.0 million increments over a six-year period ending in 2010-11.

- Additional funding of \$355,000 is provided for the initial partial year cost for debt service on Medical Science Building II. In 2008-09, the full ongoing, annual cost will be \$1,140,000.
- An allocation of \$251,000 is budgeted for the research share of the VCUNet infrastructure upgrade. A total of \$1.3 million will be allocated to this project from the FACR budget over a four-year period ending in 2009-10.
- Additional funding of \$53,000 for facilities maintenance reserve projects is included in the 2007-08 budget, consistent with the state's increased general fund support for maintenance reserve projects.
- Under the terms of the University's funding agreement, an allocation from the FACR budget for the Molecular Imaging Center will not continue into 2007-08.
- An increase of \$13,000 is budgeted for graduate scholarships and fellowships, to compensate for 2007-08 tuition increases.
- The 2007-08 FACR budget includes continued support for the School of Medicine Research Plan. An estimated \$1.5 million will be returned to the School for projected growth in FACR revenue generated from new researchers in the School of Medicine. Additional FACR allocations also may be made to the School consistent with the University's commitment to the Research Plan and actual FACR revenues in 2007-08.
- The University has also committed to returning 100% of growth in FACR revenue generated by the School of Engineering back to the School. For planning purposes, this allocation has been estimated at \$100,000 for 2007-08 but will be adjusted during the year based on actual revenue growth above the School's 2005-06 base.
- FACR budget to support the new funding allocations is derived in part from reductions, 2006-07 one-time funding, and reallocations as indicated on Table C.

**TABLE B**  
**Virginia Commonwealth University**  
**2007-08 University Budget Plan**  
**Facilities and Administrative Cost Recoveries**  
**(in thousands)**

	2006-07 Budget	2007-08 Budget Plan	Change Over 2006-07
<b>SOURCES</b>			
A. Total Estimated Revenue	\$ 28,000	\$ 28,600	2.1%
B. Allocation to E&G	<u>(8,222)</u>	<u>(8,100)</u>	-1.5%
C. Net Revenue Available	\$ 19,778	\$ 20,500	3.7%
<b>USES</b>			
A. Academic VPs and Schools	\$ 6,325	\$ 6,210	-1.8%
B. Support for Research Operations	3,113	3,263	4.8%
C. University Institutes and Centers	2,364	2,101	-11.1%
D. Research Park Support	411	212	-48.4%
E. Capital Related Activities	2,847	3,255	14.3%
F. Graduate Scholarships & Fellowships	1,533	1,546	0.8%
G. Special Allocations	2,353	2,009	-14.6%
H. School of Medicine Research Plan	428	1,500	250.5%
I. Contingencies	<u>404</u>	<u>404</u>	0.0%
J. Total Uses	<u>\$ 19,778</u>	<u>\$ 20,500</u>	3.7%
<b>BUDGET BALANCE</b>	<u><u>\$ -</u></u>	<u><u>\$ -</u></u>	

**TABLE C**  
**Virginia Commonwealth University**  
**2007-08 University Budget Plan**  
**Facilities and Administrative Cost Recoveries (70%)**  
**(in thousands)**

	2006-07 Budget	2007-08 Budget Plan	Change Over 2006-07
<b>1. Academic VPs / Schools Allocations</b>			
Allocation to Vice Presidents - 18.4%	\$5,060	\$4,968	-1.8%
Depreciation Reserve - 4.6%	1,265	1,242	-1.8%
Total Academic VPs / Schools Allocations	<u>\$6,325</u>	<u>\$6,210</u>	-1.8%
<b>2. Support for Research Operations</b>			
Animal Resources	\$1,114	\$1,388	24.6%
Animal Facilities - capital needs	1,000	1,000	0.0%
Research Education and Compliance	248	254	2.4%
Research Subjects Protection	621	639	2.9%
Technology Transfer	363	373	2.8%
VP Research Special Projects	595	609	2.4%
VP Research Pool	172	-	-100.0%
Total Support for Research Operations	<u>\$4,113</u>	<u>\$4,263</u>	3.6%
<b>3. Institutes / Centers</b>			
Behavioral / Psychiatric Genetics	\$655	\$655	0.0%
FACR Earnings to Behavioral / Psychiatric Genetics	45	45	0.0%
Center for Urban Development	150	150	0.0%
Proteomics / Structural Biology	449	449	0.0%
Molecular Imaging Center	263	-	-100.0%
Structural Biology / Drug Discovery	500	500	0.0%
Substance Abuse Treatment	302	302	0.0%
Total Institutes / Centers	<u>\$2,364</u>	<u>\$2,101</u>	-11.1%
<b>4. Research Park Support</b>			
Research Park staff salary support	\$46	\$47	2.2%
Reserve for Master Lease	200	-	-100.0%
Other lease costs	165	165	0.0%
Total Research Park Support	<u>\$411</u>	<u>\$212</u>	-48.4%
<b>5. Capital Related Activities</b>			
Facilities Maintenance Reserve	\$300	\$353	17.7%
Life Sciences Building - debt service	386	386	0.0%
Massey Cancer Center - debt service	120	120	0.0%
Medical Science Building - debt service	563	563	0.0%
Medical Science Building II - debt service	-	355	n/a
Sanger Hall renovations - debt service	392	392	0.0%
Steam Plant - debt service	86	86	0.0%
Total Capital Related Activities	<u>\$1,847</u>	<u>\$2,255</u>	22.1%
<b>6. Graduate Scholarships and Fellowships</b>	\$1,533	\$1,546	0.8%
<b>7. Special Allocations</b>			
University Libraries	\$100	\$100	0.0%
Honors Undergraduate Research Program	101	101	0.0%
School of Medicine - University budget reimbursement	1,165	1,165	0.0%
VCUNet infrastructure upgrade	602	251	-58.3%
School of Engineering FACR growth (estimated)	100	100	0.0%
Compliance Office	188	192	2.1%
Grants and Contracts Accounting	87	90	3.4%
Effort Reporting System	10	10	0.0%
Total Special Allocations	<u>\$2,353</u>	<u>\$2,009</u>	-14.6%
<b>8. School of Medicine Research Plan</b>			
Growth from new SOM researchers	\$400	\$1,500	275.0%
Growth above E&G 30% base	28	-	-100.0%
Total School of Medicine Research Plan	<u>\$428</u>	<u>\$1,500</u>	250.5%
<b>9. Contingencies</b>			
University Contingency	\$374	\$374	0.0%
Budget Correction Pool	30	30	0.0%
Total Contingencies	<u>\$404</u>	<u>\$404</u>	0.0%
<b>10. Grand Total Expenditures</b>	<u><u>\$19,778</u></u>	<u><u>\$20,500</u></u>	3.7%



**VIRGINIA COMMONWEALTH UNIVERSITY  
2007-08 UNIVERSITY BUDGET PLAN**

**Auxiliary Enterprise Programs**

**TABLE A**  
**Virginia Commonwealth University**  
**2007-08 University Budget Plan**  
**Auxiliary Enterprise Programs**  
**(in thousands)**

	2006-07 Budget	2007-08 Budget Plan	Change Over 2006-07
<b>A. SOURCES</b>			
1. Sales & Services	\$ 25,434	\$ 26,455	4.0%
2. University Fee	28,375	32,370	14.1%
3. Room Plan	16,844	17,684	5.0%
4. Board Plan	11,727	12,851	9.6%
5. Health Fee	3,222	3,501	8.7%
6. Other			
a. Use of Balances	4,733	8,403	77.5%
b. Interest Earnings	452	489	8.2%
c. Other Revenues	1,988	2,090	5.1%
7. Total Sources	<u>\$ 92,775</u>	<u>\$ 103,843</u>	11.9%
<b>B. USES</b>			
1. Intercollegiate Athletics	\$ 9,501	\$ 10,220	7.6%
2. Siegel Center & Other Facilities	3,819	4,066	6.5%
3. Residential Services	19,441	20,280	4.3%
4. Dining Services	12,126	17,139	41.3%
5. Student Commons and Activities	4,967	5,518	11.1%
6. Recreational Sports	3,733	3,843	2.9%
7. Student Services			
a. Student Health	4,184	4,519	8.0%
b. Student Development Programs	1,580	1,785	13.0%
8. Retail Services and Other Shops	1,435	2,705	88.5%
9. Parking & Transportation	12,338	15,178	23.0%
10. Telecommunications	10,782	9,050	-16.1%
11. Steam Plant	3,230	3,261	1.0%
12. Other	770	862	11.9%
13. Contingencies	1,671	1,821	9.0%
14. Total Uses	<u>\$ 89,577</u>	<u>\$ 100,247</u>	11.9%
<b>C. ADDITION TO RESERVES</b>	<u>\$ 3,198</u>	<u>\$ 3,596</u>	n/a

# Virginia Commonwealth University

## 2007-08 University Budget Plan

### Auxiliary Enterprise Programs

#### Overview

An auxiliary enterprise is a self-supporting unit that exists to serve students, faculty, or staff through the sale of goods or services. Auxiliary enterprises include intercollegiate athletics, residential facilities, student centers, student gymnasiums, student development programs, counseling services, student health services, food service facilities, bookstores, print shops, telecommunications, and parking and transportation.

Auxiliary enterprises are funded through user fees (e.g., dorm charges), revenue from sales and services (e.g., book sales, basketball tickets), and mandatory fees (University Fee and Student Health Fee). Auxiliary enterprise activities are required to be self-supporting. This means that the state does not provide any support, either for operating costs or for the maintenance or construction of facilities. Accordingly, auxiliary enterprises must accumulate reserves in order to meet unanticipated revenue shortfalls or expenditure needs, maintain facilities, and finance renovations and construction costs.

#### Highlights

A summary of sources and uses is presented on Table A. The budget for 2007-08 assumes sources of \$103.8 million and uses of approximately \$100.2 million. During the fiscal year, auxiliary enterprise programs are projected to use about \$8.4 million in balances and add \$3.6 million to reserves for planned projects involving student recreational facilities, dining facilities, and the parking deck associated with the Monroe Park Campus Addition.

Table B presents a summary of revenue by source and by specific auxiliary program. At \$32.4 million, the University Fee represents the largest category of auxiliary program revenues, followed by room and board fees at \$30.5 million and sales and services at \$26.5 million.

Table C presents a schedule of changes to the 2006-07 auxiliary budgets by program.

Table D presents a schedule of 2007-08 initiatives funded from the University Fee. The University Fee is a mandatory fee that supports a wide variety of student programs and services.

**TABLE B**  
**Virginia Commonwealth University**  
**2007-08 University Budget Plan**  
**Auxiliary Enterprise Programs**  
**(in thousands)**

Program	Sources						Uses		
	Room and Board	Sales and Services	University Fee	Health Fee	Other	Total Revenue	*Budget (net of Recoveries)	Planned Addition to Reserves	
1. Intercollegiate Athletics	\$ -	\$ 1,456	\$ 8,725	\$ -	\$ -	\$ 10,181	\$ 10,220	\$ (39)	
2. Siegel Center and Other Facilities	-	792	3,337	-	-	4,129	4,066	63	
3. Residential Services	17,684	-	421	-	2,375	20,480	20,280	200	
4. Dining Services	12,851	1,755	-	-	2,533	17,139	17,139	-	
5. Student Commons and Activities	-	162	4,862	-	494	5,518	5,518	-	
6. Recreational Sports	-	243	6,187	-	-	6,430	3,843	2,587	
7. Student Services									
a. Student Health	-	435	237	3,501	120	4,293	4,519	(226)	
b. Student Development Programs	-	-	1,785	-	-	1,785	1,785	-	
8. Retail Services and Other Shops	-	1,759	-	-	946	2,705	2,705	-	
9. Parking and Transportation	-	9,800	4,653	-	825	15,278	15,178	100	
10. Telecommunications	-	6,568	-	-	3,000	9,568	9,050	518	
11. Steam Plant	-	3,362	-	-	-	3,362	3,261	101	
12. Other	-	123	342	-	300	765	862	(97)	
13. Contingency	-	-	1,821	-	-	1,821	1,821	-	
14. Interest Earnings	-	-	-	-	389	389	-	389	
15. Total	\$ 30,535	\$ 26,455	\$ 32,370	\$ 3,501	\$ 10,982	\$ 103,843	\$ 100,247	\$ 3,596	

\* Includes use of fund balances.

**TABLE C**  
**Virginia Commonwealth University**  
**2007-08 University Budget Plan**  
**Auxiliary Enterprise Programs**  
**Changes From 2006-07 Budget**  
**(in thousands)**

	<b>Athletics</b>	<b>Athletic Facilities</b>	<b>Recreational Sports</b>	<b>Housing</b>	<b>Dining</b>	<b>Student Commons</b>	<b>Student Health</b>	<b>Student Programs</b>
<b>FY2006-07 Budget</b>	<b>\$9,501</b>	<b>\$3,819</b>	<b>\$3,733</b>	<b>\$19,441</b>	<b>\$12,126</b>	<b>\$4,967</b>	<b>\$4,184</b>	<b>\$1,580</b>
2006-07 One-time Expenses and Allocations	\$100	-	(\$805)	(\$2,846)	-	(\$229)	(\$180)	-
Compensation and New Positions	262	50	37	499	325	66	395	205
Repair and Replacement Projects	-	197	878	2,210	1,492	714	120	-
New Facilities and Land Acquisition	-	-	-	-	3,125	-	-	-
Fund Balance Transfers	-	-	-	-	(800)	-	-	-
Operating Costs Increases - Utilities, Maintenance, Leases, Equipment, Physical Plant	63	-	-	280	-	-	-	-
Athletic Grants	194	-	-	-	-	-	-	-
Women's Sports	100	-	-	-	-	-	-	-
Indirect Costs	-	-	-	-	-	-	-	-
Monroe Park Campus Needs	-	-	-	-	-	-	-	-
Dining Contract/ Program Costs	-	-	-	-	871	-	-	-
MCV Parking Lots and Transportation	-	-	-	-	-	-	-	-
Debt Service	-	-	-	-	-	-	-	-
Temporary Housing	-	-	-	696	-	-	-	-
Total Budget Change	\$719	\$247	\$110	\$839	\$5,013	\$551	\$335	\$205
<b>FY2007-08 Budget</b>	<b>\$10,220</b>	<b>\$4,066</b>	<b>\$3,843</b>	<b>\$20,280</b>	<b>\$17,139</b>	<b>\$5,518</b>	<b>\$4,519</b>	<b>\$1,785</b>

**TABLE C**  
**Virginia Commonwealth University**  
**2007-08 University Budget Plan**  
**Auxiliary Enterprise Programs**  
**Changes From 2006-07 Budget**  
**(in thousands)**

	<b>Parking and Transportation</b>	<b>Retail Services</b>	<b>Steam Plant</b>	<b>Telecomm</b>	<b>Other</b>	<b>Contingencies</b>	<b>Total</b>
<b>FY2006-07 Budget</b>	<b>\$12,338</b>	<b>\$1,435</b>	<b>\$3,230</b>	<b>\$10,782</b>	<b>\$770</b>	<b>\$1,671</b>	<b>\$89,577</b>
2006-07 One-time Expenses and Allocations	(\$2,468)	(\$178)	-	(\$4,800)	-	\$59	(\$11,347)
Compensation and New Positions	832	23	31	68	-	-	2,793
Repair and Replacement Projects	1,476	-	-	3,000	-	-	10,087
New Facilities and Land Acquisition	1,225	-	-	-	-	-	4,350
Fund Balance Transfers	(625)	1,425	-	-	-	-	-
Operating Costs Increases - Utilities, Maintenance, Leases, Equipment, Physical Plant	227	-	-	-	92	-	662
Athletic Grants	-	-	-	-	-	(92)	102
Women's Sports	-	-	-	-	-	-	100
Indirect Costs	-	-	-	-	-	58	58
Monroe Park Campus Needs	-	-	-	-	-	125	125
Dining Contract/ Program Costs	-	-	-	-	-	-	871
MCV Parking Lots and Transportation	732	-	-	-	-	-	732
Debt Service	1,441	-	-	-	-	-	1,441
Temporary Housing	-	-	-	-	-	-	696
Total Budget Change	\$2,840	\$1,270	\$31	(\$1,732)	\$92	\$150	\$10,670
<b>FY2007-08 Budget</b>	<b>\$15,178</b>	<b>\$2,705</b>	<b>\$3,261</b>	<b>\$9,050</b>	<b>\$862</b>	<b>\$1,821</b>	<b>\$100,247</b>

**TABLE D**  
**Virginia Commonwealth University**  
**2007-08 University Budget Plan**  
**Auxiliary Enterprise Programs**  
**Changes in University Fee Supported Activities**

<b>A. Intercollegiate Athletics and Athletic Facilities</b>	<b>2007-08</b>
<b>1. Competitive Coaches' Salaries</b>	\$ 88,450
To raise the compensation of VCU's coaches to the mean salary of coaches employed at comparable athletic programs. This is the fourth year of a five-year funding plan.	
<b>2. Women's Sports Operating Expenses</b>	100,000
To support equal opportunities and resources for all athletic program participants. The funding will be used for travel, recruiting, and supplies for women's sports. This initiative is intended to reduce the disparity in funding between men's and women's sports programs to acceptable levels as determined by the U.S. Department of Education.	
<b>3. Inflationary Cost Increases</b>	93,000
To fund unavoidable cost increases such as student-athlete accident insurance, game official fees, physical plant charges, utilities, and indirect cost charges for Athletics' operations and Athletic Facilities.	
<b>4. Athletic Grant Rate Increases</b>	145,000
To provide additional funds for athletic grants to cover the cost of tuition increases.	
<b>5. Athletic Grants Expansion</b>	48,750
To fund two additional out-of-state athletic grants. Provides funds to cover costs of tuition, room and board.	
<b>6. Repair and Reserve Fund</b>	200,000
To increase repair and reserve funds for Athletics' facilities.	
<b>7. Sports Backers Stadium Locker Rooms</b>	25,000
To fund costs of locker room improvements at Sports Backers Stadium.	
<b>B. Student Facilities and Programs</b>	
<b>1. New Staff Position</b>	157,000
Psychiatrist position for Student Counseling.	
<b>2. Recreational Sports Repair and Reserve</b>	165,000
To increase repair and reserve funds for Recreational Sports' Siegel Center equipment.	
<b>3. Student Commons Repair and Reserve</b>	35,000
To increase repair and reserve funds for Student Commons' equipment.	

**TABLE D**  
**Virginia Commonwealth University**  
**2007-08 University Budget Plan**  
**Auxiliary Enterprise Programs**  
**Changes in University Fee Supported Activities**

	<b>2007-08</b>
<b>B. Student Facilities and Programs (continued)</b>	
<b>4. Student Recreation Center</b>	1,471,576
To continue set-aside of funds for construction of new student recreation center; expected project cost is \$47 million.	
<b>C. Parking and Transportation</b>	
<b>1. Monroe Park Campus Parking Deck</b>	540,610
To provide funding for operating and debt service requirements of the Monroe Park Campus Addition parking deck.	
<b>2. Belvidere and West Grace Streets Parking Deck</b>	385,529
To build operating and debt service requirements of the Belvidere and West Grace Streets parking deck.	
<b>D. Other Programs</b>	
<b>1. Monroe Park Campus and Other Needs</b>	125,000
To provide funding for site development costs.	
<b>E. Compensation, Fringe Benefit Rate Changes, and Indirect Costs</b>	415,118
<b>F. Total</b>	\$ 3,995,033



**VIRGINIA COMMONWEALTH UNIVERSITY  
2007-08 UNIVERSITY BUDGET PLAN**

**University Funds**

**TABLE A**  
**Virginia Commonwealth University**  
**2007-08 University Budget Plan**  
**University Funds**  
**(in thousands)**

	2006-07 Budget	2007-08 Budget Plan	Change Over 2006-07
<b>A. SOURCES</b>			
1. Gifts	\$ 1,000	\$ 1,100	10.0%
2. Endowment Income and Foundation Support	13,750	15,000	9.1%
3. Investment Income	2,260	2,260	0.0%
4. Other Transfers	3,000	3,000	0.0%
5. Total Sources	<u>\$ 20,010</u>	<u>\$ 21,360</u>	6.7%
<b>B. USES</b>			
1. Personal Services	\$ 13,536	\$ 14,478	7.0%
2. General Operating Costs	5,874	6,282	6.9%
3. Fixed Costs	600	600	0.0%
4. Recoveries and Transfers	(100)	(100)	0.0%
5. Total Uses	<u>\$ 19,910</u>	<u>\$ 21,260</u>	6.8%
<b>C. BUDGET BALANCE</b>	<u>\$ 100</u>	<u>\$ 100</u>	0.0%

# Virginia Commonwealth University

## 2007-08 University Budget Plan

### University Funds

#### Overview

University Funds include both restricted and unrestricted funds for which the sources of revenue are gifts to University departments, investment earnings, endowment income and foundation support, and other transfers. University Funds are deposited and disbursed through local bank accounts and are not included in funds appropriated by the General Assembly.

The University currently has about 2,000 University Funds accounts from which expenditures are managed by deans, directors, and department heads. As such, the University Funds budget reflects an overall estimate of revenues and expenditures rather than an allocation of resources available centrally to the University.

#### Highlights

A summary of revenues and expenditures is presented on Table A. The budget plan assumes revenues and expenditures of approximately \$21 million in 2007-08.

Key assumptions regarding changes from the 2006-07 budget are as follows:

- Based on current year trends, revenue from *gifts* is expected to increase by \$100,000 from the 2006-07 budget. The majority of gifts are received by the University's affiliated foundations and then recorded in the *endowment income and foundation support* revenue category when transferred to the University for expenditure.
- Additional revenue of \$1,250,000 from *endowment income and foundation support* is expected in 2007-08, based on current revenue estimates.
- Revenue from *investment income* is expected to remain constant with 2006-07 budgeted amounts.
- *Other transfers* are expected to be unchanged from 2006-07 budgeted levels.
- The University Funds budget excludes an annual allocation of \$100,000 held by the VCU Foundation and expended directly for University purposes.

Table B presents a summary of estimated expenditures in the University Funds budget by program.

**TABLE B**  
**Virginia Commonwealth University**  
**2007-08 University Budget Plan**  
**University Funds**  
**(in thousands)**

	2006-07 Budget	2007-08 Budget Plan	Change Over 2006-07
Instruction	\$ 6,277	\$ 6,702	6.8%
Research	4,765	5,088	6.8%
Public Service	407	435	6.9%
Academic Support	1,813	1,936	6.8%
Student Services	197	211	7.1%
Institutional Support	2,175	2,323	6.8%
Operation and Maintenance of Plant	771	823	6.7%
Scholarships and Fellowships	<u>3,505</u>	<u>3,742</u>	6.8%
<b>Total Uses</b>	<b><u>\$ 19,910</u></b>	<b><u>\$ 21,260</u></b>	<b>6.8%</b>

**VIRGINIA COMMONWEALTH UNIVERSITY  
2007-08 UNIVERSITY BUDGET PLAN**

**Student Financial Assistance**

**TABLE A**  
**Virginia Commonwealth University**  
**2007-08 University Budget Plan**  
**Student Financial Assistance**  
**(in thousands)**

<b>DESCRIPTION</b>	2006-07 Budget Plan	2007-08 Estimate	Change Over 2006-07
<b>A. Federal</b>			
1. Grants/Scholarships			
a. Pell	\$ 10,992	\$ 11,600	5.5%
b. Supplemental Education Opportunity Grants	538	562	4.5%
c. Other	154	154	0.0%
d. Total Grants/Scholarships	<u>\$ 11,684</u>	<u>\$ 12,316</u>	5.4%
2. Work-Study	<u>1,288</u>	<u>1,300</u>	0.9%
3. Total Federal	\$ 12,972	\$ 13,616	5.0%
<b>B. State</b>			
1. Virginia Student Financial Assistance Program			
a. Scholarships	\$ 12,195	\$ 14,252	16.9%
b. Fellowships	2,635	2,635	0.0%
c. Total VA Student Financial Assistance Program	<u>\$ 14,830</u>	<u>\$ 16,887</u>	13.9%
2. College Scholarship Assistance Program	<u>419</u>	<u>419</u>	0.0%
3. Total State	\$ 15,249	\$ 17,306	13.5%
<b>C. Private Scholarships</b>	<u>\$ 225</u>	<u>\$ 230</u>	2.2%
<b>D. Total Sources and Uses</b>	<u><u>\$ 28,446</u></u>	<u><u>\$ 31,152</u></u>	9.5%

# Virginia Commonwealth University

## 2007-08 University Budget Plan

### Student Financial Assistance

#### Overview

Student Financial Assistance includes scholarships, grants and fellowships awarded to students without requiring work or service, and work-related programs. Amounts for the Federal Work-Study Program and Federal Supplemental Education Opportunity Grant Program are federal matching funds. Related University portions are reported in the various budgets where the expenditures are incurred. Tuition waivers and the undergraduate scholars program are also excluded.

#### Highlights

A summary of sources and uses is presented in Table A.

Preliminary estimates assume sources and uses of approximately \$31.2 million in 2007-08 through the Student Financial Assistance program budget.

Changes from the 2006-07 budget include:

- Additional state general fund support of \$2.1 million for the Virginia Student Financial Assistance Program. This increase reflects actions of the 2007 General Assembly, which provided the additional general fund support for undergraduate scholarships.
- In total, Federal funding is expected to increase about 5% in 2007-08. The Pell Grant Program is expected to increase by \$608,000, bringing the maximum individual award to \$4,310. Funding for Supplemental Educational Opportunity Grants is expected to increase by about \$24,000 or 4.5%, and Other Grants and Scholarships are expected to hold steady with 2006-07 funding levels. Federal funding for Work-Study is expected to increase by about \$12,000, or slightly less than 1% over 2006-07.

In addition to the federal, state, and private student aid programs summarized on Table A, the University will fund about \$24.4 million in need-based aid, scholarships, fellowships, tuition waivers and graduate student wages through other programs in the University's budget (see Table B). In total, direct student aid is estimated at \$55.5 million in 2007-08.

Another estimated \$150 million will be available through the Federal Direct Student Loan Program in 2007-08. Alternative loan volume is estimated to be about \$21.7 million in 2007-08.

**TABLE B**  
**Virginia Commonwealth University**  
**2007-08 University Budget Plan**  
**Student Financial Assistance**  
**Summary of Other Sources of Student Financial Aid**  
**(in thousands)**

	<u>2006-07</u>	<u>2007-08</u>	<u>Change Over 2006-07</u>
<b>E&amp;G Programs</b>			
Tuition waivers, scholarships and wages for graduate teaching assistants, and need-based aid.	\$12,620	\$13,929	10.4%
<b>Facilities and Administrative Cost Recoveries</b>			
Funding for 50 graduate fellowships	1,533	1,546	0.8%
<b>Auxiliary Enterprise Programs</b>			
Athletic Scholarships	2,516	2,710	7.7%
<b>University Funds</b>			
Scholarships and fellowships	3,505	3,742	6.8%
School/departmental awards	2,275	2,423	6.5%
<b>Total</b>	<u><u>\$22,449</u></u>	<u><u>\$24,350</u></u>	8.5%



## Glossary of Financial Aid Terms

<b>Term</b>	<b>Description</b>
<i>College Scholarship Assistance Program (CSAP)</i>	This program is both state and federally funded. This undergraduate grant does not need to be repaid. The CSAP is awarded to students who are Virginia residents and demonstrate need. Students must maintain at least half-time enrollment (6 credit hours) each semester.
<i>Commonwealth Award</i>	This is a state-funded grant that does not need to be repaid. This award is offered to Virginia residents demonstrating financial need and enrolled at least half-time.
<i>Employee Tuition Waiver</i>	This is the tuition cost associated with providing training and professional development opportunities for eligible employees through courses for academic credit at VCU.
<i>Federal Direct PLUS Loan</i>	This Federal Direct Parental Loan for Undergraduate Students (PLUS) is borrowed in one of the parents' names. This loan is dependent upon the parent passing a credit check and can be denied due to poor credit. A parent who is denied this loan may either add an endorser (co-signer) to the loan or may appeal the credit decision with the Loan Origination Center. The Federal loan has an origination fee that is deducted from the initial disbursement. The interest rate is variable annually with a maximum of 9%. Students must maintain at least half-time enrollment (6 credit hours) each semester.
<i>Federal Pell Grant</i>	This grant is awarded by the federal government based on the family contribution. This is an undergraduate grant and does not need to be repaid.
<i>Federal Perkins Loan</i>	This federal loan program is awarded to a limited number of students who demonstrate high financial need. There is no origination fee for this loan. Perkins loans have a fixed 5% interest rate with no interest or payments required until 9 months after the student drops below half-time enrollment. Students must maintain at least half-time enrollment (6 credit hours) each semester.
<i>Federal Supplemental Education Opportunity Grant (SEOG)</i>	This is a grant that does not need to be repaid. It is a federal grant awarded by VCU with preference given to students who are enrolled at least half-time (6 credit hours) and who are federal Pell Grant recipients.
<i>Federal Work-Study Program</i>	This federal program is offered to students with high need who indicate on their Free Application for Federal Student Aid that they are interested in the work-study program. This award allows a student to obtain work-study employment either on campus, off-campus, or through the America Reads program. Students must maintain at least half-time enrollment each semester.

## Glossary of Financial Aid Terms

<b>Term</b>	<b>Description</b>
<i>Graduate Fellowship</i>	This is aid to graduate students in the form of tuition and fees and stipends. The amount of aid and the type of aid varies by school.
<i>Subsidized Federal Direct Student Loan</i>	The Subsidized Federal Direct Student Loan is a federally subsidized loan borrowed in the student's name with no interest accrued or payment required until 6 months after the student drops below half-time enrollment. This federal loan has an origination fee that is deducted from the initial disbursement. While the loan is in repayment, the interest rate is variable annually with a maximum of 8.25%. Students must maintain at least half-time enrollment (6 undergraduate credit hours, 5 graduate credit hours) each semester. These loans have a variety of repayment options with a standard repayment period of 10 years.
<i>Unsubsidized Federal Direct Student Loan</i>	The Unsubsidized Federal Direct Student Loan is borrowed in the student's name and has interest accruing from the date of disbursement; however, no payments are required until 6 months after the student drops below half-time enrollment. This federal loan has an origination fee that is deducted from the initial disbursement. The interest rate is variable annually with a maximum of 8.25%. Students must maintain at least half-time enrollment each semester. These loans have a variety of repayment options with a standard repayment period of 10 years.
<i>VCU Scholarship</i>	This award indicates a Deans', Provost, Presidential, or Reynolds' Scholarship has been offered by VCU admissions. The amount of this award is confirmed after the Board of Visitors approves tuition and fees for the upcoming academic year.
<i>Virginia Guaranteed Assistance Program (VGAP)</i>	This program is a state-funded undergraduate program that does not need to be repaid. VGAP is a need-based award offered to full-time Virginia residents who graduate from a Virginia high school with at least a 2.5 high school GPA. Continuing students must maintain a minimum 2.0 VCU GPA and earn a minimum of 24 credit hours each academic year to be considered for continued funding.

**VIRGINIA COMMONWEALTH UNIVERSITY  
2007-08 UNIVERSITY BUDGET PLAN**

**Hospital Services**

**TABLE A**  
**Virginia Commonwealth University**  
**2007-08 University Budget Plan**  
**Hospital Services**  
**(in thousands)**

	2006-07 Budget	2007-08 Budget Plan	Change Over 2006-07
<b>A. SOURCES</b>			
<b>Nongeneral Funds</b>			
1. Sales and Services	\$ 14,889	\$ 15,844	6.4%
2. Other Sales and Services - Rental Income	<u>2,200</u>	<u>2,200</u>	0.0%
3. Total Sources	\$ 17,089	\$ 18,044	5.6%
<b>B. USES</b>			
1. Instruction	\$ -	\$ -	-
2. Research	-	-	-
3. Public Service	-	-	-
4. Academic Support	-	-	-
5. Student Services	-	-	-
6. Institutional Support	-	-	-
7. Operation & Maintenance of Plant	1,900	1,900	0.0%
8. Scholarships and Fellowships	-	-	-
9. Hospital Services	<u>14,939</u>	<u>15,894</u>	6.4%
10. Total Uses	\$ <u>16,839</u>	\$ <u>17,794</u>	5.7%
<b>C. BUDGET BALANCE</b>	<u>\$ 250</u>	<u>\$ 250</u>	0.0%
<i>(Transfer to Plant Funds)</i>			

# Virginia Commonwealth University

## 2007-08 University Budget Plan

### Hospital Services

#### Overview

Hospital Services represents University revenue and expenditures for services provided by the University to the VCU Health System and related activities. This accounting mechanism was initiated with the conversion of the Medical College of Virginia Hospitals from state agency status to an independent authority. At that time, a new state program (Hospital Services) was assigned to the University for recording this activity.

The Hospital Services budget includes the Clinical, Educational, and Research Services Agreement (CERSA) between the Health Sciences schools and the VCU Health System. The Hospital Services budget also includes funding from the Operations and Services Agreement (OSA) for a variety of administrative services provided to the VCU Health System by the University.

#### Highlights

A summary of sources and uses, estimated at about \$18 million in 2007-08, is presented in Table A.

Key assumptions related to the 2007-08 Hospital Services budget are detailed below:

- Rental income, estimated at \$2.2 million in 2007-08, is based on a master agreement for space leased to the VCU Health System on a short-term basis by the University. Payments for long-term leases of facilities by the VCU Health System are set at \$1 per year or the amount of debt service, whichever is greater. In general, short-term rental rates are set at the lower of cost or market rates.
- The VCU Health System leases space from the University and the University contracts with the Health System through an OSA for operation and maintenance services for the leased space and other Health System facilities. A portion of rental income paid by the VCU Health System is used as a reserve for maintenance on these facilities.
- In addition to the CERSA and the OSA, the Hospital Services budget includes about \$500,000 for services provided to other hospitals and clinics.
- Services also are provided through the Clinical Operations and Services Agreement (COSA) between the Hospitals and MCV Physicians. These services, which are not reported in the Hospital Services program, include medical administration services, indigent care services, graduate medical education supervision, Stony Point operations, clinical operation services, joint operations, and special initiatives. The COSA is estimated at approximately \$58.1 million for 2007-08, including \$9.4 million for indigent care.

Table B presents a summary of the CERSA and OSA allocations for 2007-08. The OSA allocations for 2007-08 are still under development and, as such, the amounts presented on Table B are preliminary.

**TABLE B**  
**Virginia Commonwealth University**  
**2007-08 University Budget**  
**Hospital Services**

**Clinical, Educational, and Research Services Agreement**

CERSA Allocations	<u>2007-08</u>
School of Allied Health Professions	\$1,384,327
School of Dentistry	219,498
School of Medicine	1,287,722
School of Nursing	257,268
School of Pharmacy	415,057
Massey Cancer Center	86,133
Vice President for Health Sciences	298,598
<b>Total CERSA</b>	<b><u><u>\$3,948,603</u></u></b>

**Operations and Services Agreement**

Service Area	<u>2007-08</u>
Assurance Services	\$853,600
Capital Planning & Facilities Management	1,114,659
Debt Service - Steam Plant	585,858
Eighth Street Parking	462,434
Employee Health Services	552,220
Indirect Costs	280,000
Library Services	253,756
Mail Services	377,067
Parking E Deck	275,806
Security/Campus Police	1,954,256
Telecommunications	3,806,538
University News Services	360,642
All other OSAs	518,999
<b>Total OSA</b>	<b><u><u>\$11,395,835</u></u></b>

**VIRGINIA COMMONWEALTH UNIVERSITY  
2007-08 UNIVERSITY BUDGET PLAN**

**University Staffing**

**Table A**  
**Virginia Commonwealth University**  
**2007-08 University Budget Plan**  
**Staffing Summary**

	Sponsored Programs			Auxiliary Enterprises			Hospital Services	Total Appropriated	University Funds	Total University	
	E & G	Direct	FACR	Total	State	Local					Total
<b>2006-07</b>											
1. State Appropriated Staffing	3,344.80	-	-	1,151.74	232.69	150.11	382.80	200.00	5,079.34	n/a	n/a
2. Internal Authorized Staffing	3,440.64	894.48	120.21	1,014.69	201.13	146.62	347.75	89.58	4,892.66	532.64	5,425.30
<b>2007-08</b>											
3. 2007 Session Appropriation Actions											
a. O&M for New Facilities	6.50	-	-	-	-	-	-	-	-	-	6.50
<b>Budget Plan - 2007-08</b>											
a. State Appropriated Staffing	3,351.30	-	-	1,151.74	232.69	150.11	382.80	200.00	5,079.34	n/a	n/a
b. Internal Authorized Staffing	3,440.64	894.48	120.21	1,014.69	201.13	146.62	347.75	89.58	4,892.66	532.64	5,425.30

Note: (1) Section 4-7.01.d.3. of the State Appropriation Act provides that appropriated position levels for E&G, Sponsored Programs, Auxiliary Enterprises, and Hospital Services are for reference only and may fluctuate depending on work load and funding availability.

(2) E&G appropriated staffing and internal staffing include faculty wages at 307.00 FTE and graduate teaching assistants at 50.00 FTE.

(3) Sponsored Programs appropriated staffing includes faculty wages at 60.28 FTE and graduate teaching assistants at 36.72 FTE. This staffing has not been allocated internally between Direct Sponsored and FACR, and it is not included in Internal Authorized Staffing.

(4) The State does not provide authorized staffing for University Funds positions. Internal Authorized Staffing for University Funds excludes faculty wages FTE and graduate teaching assistants FTE.

(5) Internal authorized E&G staffing exceeds State Appropriated Staffing as a result of the Staffing Allocation Management initiative. This plan gives the University greater management flexibility in establishing new positions based on an average University-wide vacancy rate.



# Virginia Commonwealth University 2007-08 University Budget Plan

## Staffing Summary

Staffing includes state appropriated position levels as well as staffing related to non-appropriated funds. Staffing numbers include salaried positions (Instructional Faculty, Administrative and Professional Faculty, and Classified positions) as well as full-time equivalents (FTE) for part-time/adjunct faculty and for graduate teaching assistants. All other wage staffing categories are excluded.

State appropriated staffing applies to all programs for which the expenditure of funds is contingent upon state spending authority authorized in the State Appropriation Act. These programs include:

1. Educational and General Programs,
2. Sponsored Programs (combined for direct costs and for facilities and administrative cost recoveries),
3. Auxiliary Enterprises, and
4. Hospital Services.

As a result of actions by the 2003 General Assembly, state appropriated staffing levels in E&G programs now serve only as a reference and may fluctuate depending upon workload and funding availability. This provides the University with additional flexibility in establishing E&G positions, as long as actual filled positions are less than 105 percent of appropriated levels.

Appropriated and internally authorized staffing for 2006-07 and 2007-08 are summarized in Table A. For E&G, internal authorized staffing exceeds state appropriated staffing by 89.34 FTE as a result of the University's staffing allocation management initiative, which created additional flexibility in establishing new positions based on an average vacancy rate. For 2007-08, internal authorized staffing for the University totals 5,425.30 FTE positions.

**VIRGINIA COMMONWEALTH UNIVERSITY  
2007-08 UNIVERSITY BUDGET PLAN**

**2007-08 Tuition and Fees**

# Virginia Commonwealth University 2007-08 Tuition and Fees

## Executive Summary

### Standard Tuition and Fee Rates

- ❑ **Overall tuition and fee changes** are summarized below for selected student groups:

	<u>Resident</u>	<u>Nonresident</u>
Full-Time Undergraduate Students Living in Private Housing	6.5%	6.4%
Full-Time Undergraduate Students Living in University Housing with 200-Block Plan and \$300 in Dining Dollars	5.2%	5.7%
Full-time Graduate Students	6.7%	1.0%

- ❑ **Tuition charges** will increase from 2006-07 rates by 6.0% for resident and nonresident undergraduate students and by 6.5% for resident graduate students. No tuition increase is recommended for nonresident graduate students. Part-time rates are based on full-time rates.

The 2007 General Assembly established a Higher Education Tuition Incentive Fund as part of the Appropriation Act. This action created a pool of \$7.2 million to be allocated to institutions that limit the increase of tuition and mandatory E&G fees for in-state undergraduate students to not more than six percent for the 2007-08 academic year. VCU's share of the Fund is \$1,041,949.

The State Council of Higher Education for Virginia (SCHEV) must determine whether each institution has met the tuition requirements of this Fund and report its findings to the Governor, the Chairmen of the Senate Finance and House Appropriations Committees and the Director of the Department of Planning and Budget (DPB) by August 15, 2007. Upon certification by SCHEV, funding will be transferred by DPB to the eligible institutions.

The 2007-08 tuition and mandatory E&G fees for resident undergraduate students are in compliance with the allocation provisions of the Higher Education Tuition Incentive Fund and VCU's allocation of \$1,041,949 has been included in the E&G budget plan.

- ❑ The number of credit hours for which a student may enroll before a **course overload fee** is charged will continue at 18 credit hours for undergraduate students and 15 credit hours per semester for graduate students.
- ❑ There is no increase for the **Student Technology Fee**, a **mandatory E&G fee** supporting student technology needs.

- ❑ A 9.1% increase is recommended for the **University Fee**, which is a **mandatory non-E&G fee**. A 2.9% increase is recommended for the **Student Health Fee**.
- ❑ No increase is recommended for either the **Student Activity Fee** on the Monroe Park Campus or the **Student Government Fee** for the MCV Campus. No increases were requested for 2007-08.
- ❑ A representative room charge for double occupancy in **University housing** will increase by 5.2%. The rate for a 200-block **board plan** with \$300 per semester in “Dining Dollars” will increase by 2.7%. Rates for all meal plans are summarized on page III-41.

### **Program Specific Tuition and Fees**

- ❑ Tuition and program fees are established for a new post-master’s Doctor of Nurse Anesthesia Practice (DNAP) in the School of Allied Health Professions. Revenue generated from the DNAP program fee will support additional expenses in the Department of Nurse Anesthesia.
- ❑ Increases in tuition charges for **medical students** vary by student level. For first-year students, tuition will increase by 6.5% for resident students and by 4.2% for nonresidents. For all other student levels, tuition will increase by 2.5% for resident students and by 1.6% for nonresidents.

First-professional medical students receiving their third and fourth year of undergraduate medical education on the **VCU School of Medicine INOVA Campus** pay a unique campus fee, the revenue from which is used to support student recreation, student health, and student counseling programs. This fee is in lieu of the University Fee, the Student Health Fee, and the MCV Campus Student Government Fee. There is no increase in the INOVA Campus Fee in 2007-08.

- ❑ Tuition charges for **dental students** will increase by 6.5% for resident students. There is no tuition increase for nonresident students. Changes in related dental student fees are described later in this section.
- ❑ Tuition charges for the **first-professional PharmD program** will increase by 6.5% for resident students. There is no tuition increase in 2007-08 for nonresident students. For the **Nontraditional PharmD program**, there is no tuition increase in 2007-08 for either resident or nonresident students.
- ❑ Several areas are adjusting **tuition and/or fee rates** with the incremental revenue returned to the units as follows:
  - The Adcenter program is implementing a student-level oriented tuition structure. In the new tuition structure, first-year students pay \$17,500 in tuition, plus mandatory fees of \$1,563. Continuing second-year students pay \$16,500 in tuition, plus mandatory fees of \$1,563. The tuition charges are the same regardless of student residency, although nonresidents pay an additional \$168 in fees for the capital outlay fee.

- Fast Track MBA tuition and fees for the 13-course program will increase from \$38,500 to 40,500 (5.2%).
  - In 2006-07, a tuition differential of \$1,000, to be phased-in over two-years in increments of \$500, was adopted for undergraduates in the School of Engineering. For 2007-08, the Engineering tuition rates reflect the second \$500 increase for full-time resident and nonresident students. About \$459,000 in additional revenue generated by the increase will be returned to the School and used for student financial assistance and program operating support.
  - Changes in Dental Instrument Rental and Instrument Kit Purchase fees vary depending on student program and year as presented in the dental student schedules.
  - SportsCenter full-time tuition will increase from \$16,000 to \$16,650 (4.1% increase), including mandatory fees.
  - Fees for the English Language Program (ELP) for non-native English speaking students will increase by \$25 for the eight-week language course meeting four to five hours per week and by \$35 for the eight-week course meeting two to three hours per week. Also, the ELP Application Fee will increase by \$15 and the Placement Test Fee by \$55. The additional revenue from these fee increases, estimated at about \$48,000, will be returned to the ELP program for operating needs.
- Higher education institutions are required to charge a **Capital Outlay Fee** to nonresident students. The revenue from this fee is used to reimburse the Commonwealth for a portion of the debt service on bonds issued under the 21<sup>st</sup> Century Program and for the debt service on bond issues used to finance equipment purchases through the Higher Education Equipment Trust Fund (HEETF). VCU's annual reimbursement requirement in 2007-08 has been increased by \$195,000, to a revised total of \$690,755. In order to support the additional state reimbursement requirement, the capital outlay fee will increase in 2007-08 by \$48 for a full-time student and by \$2 per credit hour for part-time students.
- Specific **tuition and fee charges for 2007-08** are presented in the following sections.

## **TUITION AND FEES INDEX**

Typical Charges for Full-Time Students	III- 5
Typical Charges for Full-Time Students – Monroe Park Campus	III- 7
Typical Charges for Full-Time Students – MCV Campus	III-12
Typical Charges for Part-Time Students	III-24
Typical Charges for Full-Time Students for Summer Session	III-33
Typical Part-Time Charges for Summer and Holiday Intersession	III-35
Miscellaneous Fees	III-38
Special Course and Program Fees	III-39
Student Housing Rates	III-40
Board Plan Rates	III-41
Student Parking Rates	III-42
School of the Arts Instructional Support Fees	III-43
School of the Arts Special Course Fees for Non-majors	III-45
Glossary of Student Fees	III-46

**Virginia Commonwealth University**  
**Typical Charges**  
**For Full-Time Students**  
**Regular Session**

	Resident			Nonresident		
	2006-07	2007-08	% Chg.	2006-07	2007-08	% Chg.
<b>Full-Time Undergraduates</b>						
<b>Living In Private Housing</b>						
<b>Monroe Park Campus</b>						
Tuition	\$4,227.00	\$4,482.00	6.0%	\$15,904.00	\$16,858.00	6.0%
University Fee	\$1,288.00	\$1,405.00	9.1%	\$1,288.00	\$1,405.00	9.1%
Technology Fee	\$43.00	\$43.00	0.0%	\$43.00	\$43.00	0.0%
Health Service Fee	\$171.00	\$176.00	2.9%	\$171.00	\$176.00	2.9%
Student Activity Fee	\$90.00	\$90.00	0.0%	\$90.00	\$90.00	0.0%
Capital Outlay Fee	<u>n/a</u>	<u>n/a</u>	n/a	<u>\$120.00</u>	<u>\$168.00</u>	40.0%
Total	\$5,819.00	\$6,196.00	6.5%	\$17,616.00	\$18,740.00	6.4%
<b>MCV Campus</b>						
Tuition	\$4,227.00	\$4,482.00	6.0%	\$15,904.00	\$16,858.00	6.0%
University Fee	\$1,288.00	\$1,405.00	9.1%	\$1,288.00	\$1,405.00	9.1%
Technology Fee	\$43.00	\$43.00	0.0%	\$43.00	\$43.00	0.0%
Health Service Fee	\$171.00	\$176.00	2.9%	\$171.00	\$176.00	2.9%
Student Government Fee	\$36.00	\$36.00	0.0%	\$36.00	\$36.00	0.0%
Capital Outlay Fee	<u>n/a</u>	<u>n/a</u>	n/a	<u>\$120.00</u>	<u>\$168.00</u>	40.0%
Total	\$5,765.00	\$6,142.00	6.5%	\$17,562.00	\$18,686.00	6.4%
<b>Full-Time Undergraduates</b>						
<b>Living In University Housing</b>						
<b>Monroe Park Campus</b>						
Tuition	\$4,227.00	\$4,482.00	6.0%	\$15,904.00	\$16,858.00	6.0%
University Fee	\$1,288.00	\$1,405.00	9.1%	\$1,288.00	\$1,405.00	9.1%
Technology Fee	\$43.00	\$43.00	0.0%	\$43.00	\$43.00	0.0%
Health Service Fee	\$171.00	\$176.00	2.9%	\$171.00	\$176.00	2.9%
Student Activity Fee	\$90.00	\$90.00	0.0%	\$90.00	\$90.00	0.0%
Capital Outlay Fee	n/a	n/a	n/a	\$120.00	\$168.00	40.0%
Housing (1)	\$4,273.00	\$4,497.00	5.2%	\$4,273.00	\$4,497.00	5.2%
Board (2)	<u>\$2,990.00</u>	<u>\$3,070.00</u>	2.7%	<u>\$2,990.00</u>	<u>\$3,070.00</u>	2.7%
Total	\$13,082.00	\$13,763.00	5.2%	\$24,879.00	\$26,307.00	5.7%
<b>MCV Campus</b>						
Tuition	\$4,227.00	\$4,482.00	6.0%	\$15,904.00	\$16,858.00	6.0%
University Fee	\$1,288.00	\$1,405.00	9.1%	\$1,288.00	\$1,405.00	9.1%
Technology Fee	\$43.00	\$43.00	0.0%	\$43.00	\$43.00	0.0%
Health Service Fee	\$171.00	\$176.00	2.9%	\$171.00	\$176.00	2.9%
Student Government Fee	\$36.00	\$36.00	0.0%	\$36.00	\$36.00	0.0%
Capital Outlay Fee	n/a	n/a	n/a	\$120.00	\$168.00	40.0%
Housing (1)	\$4,127.00	\$4,343.00	5.2%	\$4,127.00	\$4,343.00	5.2%
Board (2)	<u>\$2,990.00</u>	<u>\$3,070.00</u>	2.7%	<u>\$2,990.00</u>	<u>\$3,070.00</u>	2.7%
Total	\$12,882.00	\$13,555.00	5.2%	\$24,679.00	\$26,099.00	5.8%

(1) Representative charge for double occupancy.

(2) Assumes 200 block plan w/ \$300 per semester in "Dining Dollars".

**Virginia Commonwealth University**  
**Typical Charges**  
**For Full-Time Students**  
**Regular Session**

	Resident			Nonresident		
	2006-07	2007-08	% Chg.	2006-07	2007-08	% Chg.
<b><i>Full-Time Undergraduate Students</i></b>						
<b>Off-Campus Instruction Sites</b>						
Tuition	\$4,227.00	\$4,482.00	6.0%	\$15,904.00	\$16,858.00	6.0%
University Fee	\$0.00	\$0.00	n/a	\$0.00	\$0.00	n/a
Technology Fee	\$43.00	\$43.00	0.0%	\$43.00	\$43.00	0.0%
Health Service Fee	\$0.00	\$0.00	n/a	\$0.00	\$0.00	n/a
Student Activity Fee	\$0.00	\$0.00	n/a	\$0.00	\$0.00	n/a
Capital Outlay Fee	<u>n/a</u>	<u>n/a</u>	n/a	<u>\$0.00</u>	<u>\$0.00</u>	n/a
Total	\$4,270.00	\$4,525.00	6.0%	\$15,947.00	\$16,901.00	6.0%
<b><i>Full-Time Graduate Students</i></b>						
<b>Monroe Park Campus</b>						
Tuition	\$6,783.00	\$7,224.00	6.5%	\$15,904.00	\$15,904.00	0.0%
University Fee	\$1,288.00	\$1,405.00	9.1%	\$1,288.00	\$1,405.00	9.1%
Technology Fee	\$43.00	\$43.00	0.0%	\$43.00	\$43.00	0.0%
Health Service Fee	\$171.00	\$176.00	2.9%	\$171.00	\$176.00	2.9%
Student Activity Fee	\$56.00	\$56.00	0.0%	\$56.00	\$56.00	0.0%
Capital Outlay Fee	<u>n/a</u>	<u>n/a</u>	n/a	<u>\$120.00</u>	<u>\$168.00</u>	40.0%
Total	\$8,341.00	\$8,904.00	6.7%	\$17,582.00	\$17,752.00	1.0%
<b>MCV Campus</b>						
Tuition	\$6,783.00	\$7,224.00	6.5%	\$15,904.00	\$15,904.00	0.0%
University Fee	\$1,288.00	\$1,405.00	9.1%	\$1,288.00	\$1,405.00	9.1%
Technology Fee	\$43.00	\$43.00	0.0%	\$43.00	\$43.00	0.0%
Health Service Fee	\$171.00	\$176.00	2.9%	\$171.00	\$176.00	2.9%
Student Government Fee	\$36.00	\$36.00	0.0%	\$36.00	\$36.00	0.0%
Capital Outlay Fee	<u>n/a</u>	<u>n/a</u>	n/a	<u>\$120.00</u>	<u>\$168.00</u>	40.0%
Total	\$8,321.00	\$8,884.00	6.8%	\$17,562.00	\$17,732.00	1.0%
<b>Off-Campus Instruction Sites</b>						
Tuition	\$6,783.00	\$7,224.00	6.5%	\$15,904.00	\$15,904.00	0.0%
University Fee	\$0.00	\$0.00	n/a	\$0.00	\$0.00	n/a
Technology Fee	\$43.00	\$43.00	0.0%	\$43.00	\$43.00	0.0%
Health Service Fee	\$0.00	\$0.00	n/a	\$0.00	\$0.00	n/a
Student Activity Fee	\$0.00	\$0.00	n/a	\$0.00	\$0.00	n/a
Capital Outlay Fee	<u>n/a</u>	<u>n/a</u>	n/a	<u>\$0.00</u>	<u>\$0.00</u>	n/a
Total	\$6,826.00	\$7,267.00	6.5%	\$15,947.00	\$15,947.00	0.0%



**Virginia Commonwealth University**  
**Typical Charges**  
**For Full-Time Students - Regular Session**  
**Monroe Park Campus**

	Resident			Nonresident		
	2006-07	2007-08	% Chg.	2006-07	2007-08	% Chg.
<b>College of Humanities &amp; Sciences</b>						
<i>Adcenter</i>						
<i>First-Year Students</i>						
Tuition	\$14,998.00	\$17,500.00	16.7%	\$14,998.00	\$17,500.00	16.7%
Mandatory Fees	<u>\$1,558.00</u>	<u>\$1,680.00</u>	7.8%	<u>\$1,678.00</u>	<u>\$1,848.00</u>	10.1%
<b>Total</b>	\$16,556.00	\$19,180.00	15.8%	\$16,676.00	\$19,348.00	16.0%
<i>Second-Year Students</i>						
Tuition	\$14,998.00	\$16,500.00	10.0%	\$14,998.00	\$16,500.00	10.0%
Mandatory Fees	<u>\$1,558.00</u>	<u>\$1,680.00</u>	n/a	<u>\$1,678.00</u>	<u>\$1,848.00</u>	10.1%
<b>Total</b>	\$16,556.00	\$18,180.00	9.8%	\$16,676.00	\$18,348.00	10.0%
<i>School of Mass Communications</i>						
MS in Mass Communications**	\$27,780.00	\$27,780.00	0.0%	\$27,780.00	\$27,780.00	0.0%
Capital Outlay Fee	<u>n/a</u>	<u>n/a</u>	n/a	<u>\$120.00</u>	<u>\$168.00</u>	40.0%
<b>Total</b>	\$27,780.00	\$27,780.00	0.0%	\$27,900.00	\$27,948.00	0.2%
<b>** Does not include the cost of international travel, which is a program requirement.</b>						
<i>L. Douglas Wilder School of Government and Public Affairs</i>						
Public Safety Institute***	\$3,695.00	\$3,695.00	0.0%	\$6,000.00	\$6,000.00	0.0%
<b>*** Includes mandatory fees.</b>						
<b>School of the Arts</b>						
<i>School of the Arts (Undergraduate)</i>						
Mandatory Tuition and Fees						
Tuition	\$4,227.00	\$4,482.00	6.0%	\$15,904.00	\$16,858.00	6.0%
University Fee	\$1,288.00	\$1,405.00	9.1%	\$1,288.00	\$1,405.00	9.1%
Technology Fee	\$43.00	\$43.00	0.0%	\$43.00	\$43.00	0.0%
Health Service Fee	\$171.00	\$176.00	2.9%	\$171.00	\$176.00	2.9%
Student Activity Fee	\$90.00	\$90.00	0.0%	\$90.00	\$90.00	0.0%
Capital Outlay Fee	n/a	n/a	n/a	\$120.00	\$168.00	40.0%
Arts Majors Fee	<u>\$530.00</u>	<u>\$530.00</u>	0.0%	<u>\$530.00</u>	<u>\$530.00</u>	0.0%
<b>Total</b>	\$6,349.00	\$6,726.00	5.9%	\$18,146.00	\$19,270.00	6.2%
<i>School of the Arts (Graduate)</i>						
Mandatory Tuition and Fees						
Tuition	\$6,783.00	\$7,224.00	6.5%	\$15,904.00	\$15,904.00	0.0%
University Fee	\$1,288.00	\$1,405.00	9.1%	\$1,288.00	\$1,405.00	9.1%
Technology Fee	\$43.00	\$43.00	0.0%	\$43.00	\$43.00	0.0%
Health Service Fee	\$171.00	\$176.00	2.9%	\$171.00	\$176.00	2.9%
Student Activity Fee	\$56.00	\$56.00	0.0%	\$56.00	\$56.00	0.0%
Capital Outlay Fee	n/a	n/a	n/a	\$120.00	\$168.00	40.0%
Arts Majors Fee	<u>\$980.00</u>	<u>\$980.00</u>	0.0%	<u>\$980.00</u>	<u>\$980.00</u>	0.0%
<b>Total</b>	\$9,321.00	\$9,884.00	6.0%	\$18,562.00	\$18,732.00	0.9%

**Virginia Commonwealth University**  
**Typical Charges**  
**For Full-Time Students - Regular Session**  
**Monroe Park Campus**

	Resident			Nonresident		
	2006-07	2007-08	% Chg.	2006-07	2007-08	% Chg.
<i>Communication Arts and Design</i>						
Mandatory Tuition and Fees						
Tuition	\$4,227.00	\$4,482.00	6.0%	\$15,904.00	\$16,858.00	6.0%
University Fee	\$1,288.00	\$1,405.00	9.1%	\$1,288.00	\$1,405.00	9.1%
Technology Fee	\$43.00	\$43.00	0.0%	\$43.00	\$43.00	0.0%
Health Service Fee	\$171.00	\$176.00	2.9%	\$171.00	\$176.00	2.9%
Student Activity Fee	\$90.00	\$90.00	0.0%	\$90.00	\$90.00	0.0%
Capital Outlay Fee	n/a	n/a	n/a	\$120.00	\$168.00	40.0%
Arts Majors Fee	<u>\$530.00</u>	<u>\$530.00</u>	0.0%	<u>\$530.00</u>	<u>\$530.00</u>	0.0%
Total	\$6,349.00	\$6,726.00	5.9%	\$18,146.00	\$19,270.00	6.2%
<i>Elective Course Fees</i>						
<i>Undergraduate-Music Majors</i>						
Private Music Lessons						
1 Credit	\$180.00	\$180.00	0.0%	\$180.00	\$180.00	0.0%
2 Credits	\$360.00	\$360.00	0.0%	\$360.00	\$360.00	0.0%
3 Credits	\$360.00	\$360.00	0.0%	\$360.00	\$360.00	0.0%
<i>Undergraduate-All Others</i>						
Private Music Lessons						
1 Credit	\$250.00	\$250.00	0.0%	\$250.00	\$250.00	0.0%
<i>Graduate-Music Majors</i>						
Private Music Lessons						
1 Credit	\$185.00	\$186.00	0.5%	\$185.00	\$186.00	0.5%
2 Credits	\$372.00	\$372.00	0.0%	\$372.00	\$372.00	0.0%
3 Credits	\$372.00	\$372.00	0.0%	\$372.00	\$372.00	0.0%
<i>Graduate-All Others</i>						
Private Music Lessons						
1 Credit	\$250.00	\$250.00	0.0%	\$250.00	\$250.00	0.0%
<i>Qatar Campus</i>						
Tuition*	n/a	n/a	n/a	\$13,321.00	\$13,987.00	5.0%
Mandatory Book Fee	n/a	n/a	n/a	<u>\$634.00</u>	<u>\$666.00</u>	5.0%
Total**	n/a	n/a	n/a	\$13,955.00	\$14,653.00	5.0%

\*Tuition for Qatar Ministry of Education students: \$33,302.

\*The rates above are for newly-enrolling students. Continuing students pay the tuition rate in effect at the time of their initial enrollment.

\*\* In addition, newly-enrolling students on the Qatar Campus pay a one-time registration fee of \$137.

**Virginia Commonwealth University**  
**Typical Charges**  
**For Full-Time Students - Regular Session**  
**Monroe Park Campus**

	Resident			Nonresident		
	2006-07	2007-08	% Chg.	2006-07	2007-08	% Chg.

***Other Fees for School of the Arts***

Student Application Fees for Undergraduates and Graduates	\$55.00	\$55.00	0.0%	\$55.00	\$55.00	0.0%
Deposits for Freshmen, Transfer, and Graduate Students	\$300.00	\$300.00	0.0%	\$300.00	\$300.00	0.0%

***Note: Students in the School of the Arts may pay additional instructional support fees ranging from \$12 to \$100 per course for many courses. Non-arts majors taking arts courses pay a special course fee ranging from \$5 to \$25 for selected courses in addition to the instructional support fee. See pages III-43 through III-45 for special course and instructional support fees in the School of the Arts.***

**School of Business**

***Business (Lower Division)***

<b>Mandatory Tuition and Fees</b>						
Tuition	\$4,227.00	\$4,482.00	6.0%	\$15,904.00	\$16,858.00	6.0%
University Fee	\$1,288.00	\$1,405.00	9.1%	\$1,288.00	\$1,405.00	9.1%
Technology Fee	\$43.00	\$43.00	0.0%	\$43.00	\$43.00	0.0%
Health Service Fee	\$171.00	\$176.00	2.9%	\$171.00	\$176.00	2.9%
Student Activity Fee	\$90.00	\$90.00	0.0%	\$90.00	\$90.00	0.0%
Capital Outlay Fee	<u>n/a</u>	<u>n/a</u>	n/a	<u>\$120.00</u>	<u>\$168.00</u>	40.0%
<b>Total</b>	<b>\$5,819.00</b>	<b>\$6,196.00</b>	<b>6.5%</b>	<b>\$17,616.00</b>	<b>\$18,740.00</b>	<b>6.4%</b>

***Business (Upper Division)***

<b>Mandatory Tuition and Fees</b>						
Tuition	\$4,227.00	\$4,482.00	6.0%	\$15,904.00	\$16,858.00	6.0%
University Fee	\$1,288.00	\$1,405.00	9.1%	\$1,288.00	\$1,405.00	9.1%
Technology Fee	\$43.00	\$43.00	0.0%	\$43.00	\$43.00	0.0%
Health Service Fee	\$171.00	\$176.00	2.9%	\$171.00	\$176.00	2.9%
Student Activity Fee	\$90.00	\$90.00	0.0%	\$90.00	\$90.00	0.0%
Capital Outlay Fee	n/a	n/a	n/a	\$120.00	\$168.00	40.0%
Business Differential*	<u>\$162.00</u>	<u>\$162.00</u>	0.0%	<u>\$162.00</u>	<u>\$162.00</u>	0.0%
<b>Total</b>	<b>\$5,981.00</b>	<b>\$6,358.00</b>	<b>6.3%</b>	<b>\$17,778.00</b>	<b>\$18,902.00</b>	<b>6.3%</b>

***\*All students enrolled in undergraduate upper division business courses are required to pay a differential of \$9.00 per credit hour. The estimate above assumes that the student is enrolled in three business courses each semester.***

**Virginia Commonwealth University**  
**Typical Charges**  
**For Full-Time Students - Regular Session**  
**Monroe Park Campus**

	Resident			Nonresident		
	2006-07	2007-08	% Chg.	2006-07	2007-08	% Chg.
<b>Business (Graduate)</b>						
Mandatory Tuition and Fees						
Tuition	\$6,783.00	\$7,224.00	6.5%	\$15,904.00	\$15,904.00	0.0%
University Fee	\$1,288.00	\$1,405.00	9.1%	\$1,288.00	\$1,405.00	9.1%
Health Service Fee	\$171.00	\$176.00	2.9%	\$171.00	\$176.00	2.9%
Student Activity Fee	\$56.00	\$56.00	0.0%	\$56.00	\$56.00	0.0%
Capital Outlay Fee	n/a	n/a	n/a	\$120.00	\$168.00	40.0%
Business Differential*	<u>\$216.00</u>	<u>\$216.00</u>	0.0%	<u>\$216.00</u>	<u>\$216.00</u>	0.0%
Total	\$8,514.00	\$9,077.00	6.6%	\$17,755.00	\$17,925.00	1.0%

*\*All students enrolled in graduate business courses are required to pay a differential of \$12 per credit hour. The estimate above assumes that the student is enrolled in three business courses each semester.*

**Other Program Fees**

Fast Track MBA**	\$38,500.00	\$40,500.00	5.2%	\$38,500.00	\$40,500.00	5.2%
Fast Track MBA Deposit	\$800.00	\$800.00	0.0%	\$800.00	\$800.00	0.0%
Fast Track MBA Lodging Fee***	\$3,200.00	\$3,500.00	9.4%	\$3,200.00	\$3,500.00	9.4%
Fast Track MS Information Systems****	\$27,000.00	\$27,000.00	0.0%	\$27,000.00	\$27,000.00	0.0%
Fast Track MS Lodging Fee***	n/a	\$2,700.00	n/a	n/a	\$2,700.00	n/a

*\*\*The amount for the Fast Track MBA program represents the total charge for the 13-course program.*

*\*\*\*Optional fee where students pay for Friday night accommodations at a discounted rate.*

*\*\*\*\*The amount for the Fast Track M.S. in Information Systems represents the total charge for the ten-course program.*

*The program fee for the dual degree option of the Fast Track MS in Information Systems is \$20,000.*

**VCU SportsCenter Program (Graduate)**

Tuition and Fees*	\$16,000.00	\$16,650.00	4.1%	\$16,000.00	\$16,650.00	4.1%
-------------------	-------------	-------------	------	-------------	-------------	------

*\*Includes mandatory fees.*

**Engineering (Undergraduate)\***

Mandatory Tuition and Fees						
Tuition	\$5,060.00	\$5,864.00	15.9%	\$16,404.00	\$17,888.00	9.0%
University Fee	\$1,288.00	\$1,405.00	9.1%	\$1,288.00	\$1,405.00	9.1%
Technology Fee	\$43.00	\$43.00	0.0%	\$43.00	\$43.00	0.0%
Health Service Fee	\$171.00	\$176.00	2.9%	\$171.00	\$176.00	2.9%
Student Activity Fee	\$90.00	\$90.00	0.0%	\$90.00	\$90.00	0.0%
Capital Outlay Fee	n/a	n/a	n/a	\$120.00	\$168.00	40.0%
Total	\$6,652.00	\$7,578.00	13.9%	\$18,116.00	\$19,770.00	9.1%

*\*Students in the graduate Engineering program are charged the standard graduate rates.*

**Virginia Commonwealth University**  
**Typical Charges**  
**For Full-Time Students - Regular Session**  
**Monroe Park Campus**

	Resident			Nonresident		
	2006-07	2007-08	% Chg.	2006-07	2007-08	% Chg.
<b>Social Work (Undergraduate)</b>						
Mandatory Tuition and Fees						
Tuition	\$4,227.00	\$4,482.00	6.0%	\$15,904.00	\$16,858.00	6.0%
University Fee	\$1,288.00	\$1,405.00	9.1%	\$1,288.00	\$1,405.00	9.1%
Technology Fee	\$43.00	\$43.00	0.0%	\$43.00	\$43.00	0.0%
Health Service Fee	\$171.00	\$176.00	2.9%	\$171.00	\$176.00	2.9%
Student Activity Fee	\$90.00	\$90.00	0.0%	\$90.00	\$90.00	0.0%
Capital Outlay Fee	n/a	n/a	n/a	\$120.00	\$168.00	40.0%
Field Ed. Placement Fee*	<u>\$20.00</u>	<u>\$20.00</u>	0.0%	<u>\$20.00</u>	<u>\$20.00</u>	0.0%
Total	\$5,839.00	\$6,216.00	6.5%	\$17,636.00	\$18,760.00	6.4%
<b>Social Work (Graduate)</b>						
Mandatory Tuition and Fees						
Tuition	\$6,783.00	\$7,224.00	6.5%	\$15,904.00	\$15,904.00	0.0%
University Fee	\$1,288.00	\$1,405.00	9.1%	\$1,288.00	\$1,405.00	9.1%
Technology Fee	\$43.00	\$43.00	0.0%	\$43.00	\$43.00	0.0%
Health Service Fee	\$171.00	\$176.00	2.9%	\$171.00	\$176.00	2.9%
Student Activity Fee	\$56.00	\$56.00	0.0%	\$56.00	\$56.00	0.0%
Capital Outlay Fee	n/a	n/a	n/a	\$120.00	\$168.00	40.0%
Field Ed. Placement Fee*	<u>\$20.00</u>	<u>\$20.00</u>	0.0%	<u>\$20.00</u>	<u>\$20.00</u>	0.0%
Total	\$8,361.00	\$8,924.00	6.7%	\$17,602.00	\$17,772.00	1.0%
<b>Social Work (Graduate, Off-Campus)</b>						
Mandatory Tuition and Fees						
Tuition	\$6,783.00	\$7,224.00	6.5%	\$15,904.00	\$15,904.00	0.0%
University Fee	\$0.00	\$0.00	0.0%	\$0.00	\$0.00	0.0%
Technology Fee	\$43.00	\$43.00	0.0%	\$43.00	\$43.00	0.0%
Health Service Fee	\$0.00	\$0.00	0.0%	\$0.00	\$0.00	0.0%
Student Activity Fee	\$0.00	\$0.00	0.0%	\$0.00	\$0.00	0.0%
Capital Outlay Fee	n/a	n/a	n/a	n/a	n/a	n/a
Field Ed. Placement Fee*	\$20.00	\$20.00	0.0%	\$20.00	\$20.00	0.0%
Off-Campus Student Gov't Fee	<u>\$20.00</u>	<u>\$20.00</u>	0.0%	<u>\$20.00</u>	<u>\$20.00</u>	0.0%
Total	\$6,866.00	\$7,307.00	6.4%	\$15,987.00	\$15,987.00	0.0%

*\*Students are charged a Field Education Placement Fee for costs associated with field instruction and placement in participating agencies in Virginia, Washington, D.C., and neighboring states.*

**Virginia Commonwealth University**  
**Typical Charges by School**  
**For Full-Time Students - Regular Session**  
**MCV Campus**

	Resident			Nonresident		
	2006-07	2007-08	% Chg.	2006-07	2007-08	% Chg.
<b>School of Allied Health Professions</b>						
<i>Professional Master of Science in Health Administration</i>						
<i>Program - Online</i>						
Mandatory Tuition and Fees						
Tuition	\$6,783.00	\$7,224.00	6.5%	\$15,904.00	\$15,904.00	0.0%
University Fee	\$1,288.00	\$1,405.00	9.1%	\$1,288.00	\$1,405.00	9.1%
Technology Fee	\$43.00	\$43.00	0.0%	\$43.00	\$43.00	0.0%
Student Government Fee	\$36.00	\$36.00	0.0%	\$36.00	\$36.00	0.0%
Capital Outlay Fee	n/a	n/a	n/a	\$120.00	\$168.00	40.0%
Executive Program Fee	<u>\$2,853.00</u>	<u>\$2,853.00</u>	0.0%	<u>\$2,853.00</u>	<u>\$2,853.00</u>	0.0%
Total	\$11,003.00	\$11,561.00	5.1%	\$20,244.00	\$20,409.00	0.8%
<i>Ph.D. in Health Related Sciences</i>						
Mandatory Tuition and Fees						
Tuition	\$6,783.00	\$7,224.00	6.5%	\$15,904.00	\$15,904.00	0.0%
University Fee	\$1,288.00	\$1,405.00	9.1%	\$1,288.00	\$1,405.00	9.1%
Technology Fee	\$43.00	\$43.00	0.0%	\$43.00	\$43.00	0.0%
Student Government Fee	\$36.00	\$36.00	0.0%	\$36.00	\$36.00	0.0%
Capital Outlay Fee	n/a	n/a	n/a	\$120.00	\$168.00	40.0%
Program Fee	<u>\$3,500.00</u>	<u>\$3,500.00</u>	0.0%	<u>\$3,500.00</u>	<u>\$3,500.00</u>	0.0%
Total	\$11,650.00	\$12,208.00	4.8%	\$20,891.00	\$21,056.00	0.8%
<i>Nurse Anesthesia - Master of Science</i>						
Mandatory Tuition and Fees						
Tuition	\$8,219.00	\$8,754.00	6.5%	\$16,404.00	\$16,404.00	0.0%
University Fee	\$1,288.00	\$1,405.00	9.1%	\$1,288.00	\$1,405.00	9.1%
Technology Fee	\$43.00	\$43.00	0.0%	\$43.00	\$43.00	0.0%
Health Service Fee	\$171.00	\$176.00	2.9%	\$171.00	\$176.00	2.9%
Student Government Fee	\$36.00	\$36.00	0.0%	\$36.00	\$36.00	0.0%
Capital Outlay Fee	<u>n/a</u>	<u>n/a</u>	n/a	<u>\$120.00</u>	<u>\$168.00</u>	40.0%
Total	\$9,757.00	\$10,414.00	6.7%	\$18,062.00	\$18,232.00	0.9%
<i>Doctor of Nurse Anesthesia Practice</i>						
Mandatory Tuition and Fees						
Tuition	n/a	\$8,754.00	n/a	n/a	\$16,404.00	n/a
University Fee	n/a	\$1,405.00	n/a	n/a	\$1,405.00	n/a
Technology Fee	n/a	\$43.00	n/a	n/a	\$43.00	n/a
Health Service Fee	n/a	\$176.00	n/a	n/a	\$176.00	n/a
Student Government Fee	n/a	\$36.00	n/a	n/a	\$36.00	n/a
Capital Outlay Fee	n/a	n/a	n/a	n/a	\$168.00	n/a
Program Fee	<u>n/a</u>	<u>\$3,500.00</u>	n/a	<u>n/a</u>	<u>\$3,500.00</u>	n/a
Total	n/a	\$13,914.00	n/a	n/a	\$21,732.00	n/a

**Virginia Commonwealth University**  
**Typical Charges by School**  
**For Full-Time Students - Regular Session**  
**MCV Campus**

	Resident			Nonresident		
	2006-07	2007-08	% Chg.	2006-07	2007-08	% Chg.
<b><i>Patient Counseling</i></b>						
Mandatory Tuition and Fees						
Tuition	\$1,091.00	\$1,091.00	0.0%	\$2,273.00	\$2,273.00	0.0%
University Fee	\$1,288.00	\$1,405.00	9.1%	\$1,288.00	\$1,405.00	9.1%
Technology Fee	\$43.00	\$43.00	0.0%	\$43.00	\$43.00	0.0%
Health Service Fee	\$171.00	\$176.00	2.9%	\$171.00	\$176.00	2.9%
Student Government Fee	\$36.00	\$36.00	0.0%	\$36.00	\$36.00	0.0%
Capital Outlay Fee	<u>n/a</u>	<u>n/a</u>	n/a	<u>\$120.00</u>	<u>\$168.00</u>	40.0%
Total	\$2,629.00	\$2,751.00	4.6%	\$3,931.00	\$4,101.00	4.3%
<b><i>Doctor of Physical Therapy Program</i></b>						
Mandatory Tuition and Fees						
Tuition	\$6,783.00	\$7,224.00	6.5%	\$15,904.00	\$15,904.00	0.0%
University Fee	\$1,288.00	\$1,405.00	9.1%	\$1,288.00	\$1,405.00	9.1%
Technology Fee	\$43.00	\$43.00	0.0%	\$43.00	\$43.00	0.0%
Health Service Fee	\$171.00	\$176.00	2.9%	\$171.00	\$176.00	2.9%
Student Government Fee	\$36.00	\$36.00	0.0%	\$36.00	\$36.00	0.0%
Capital Outlay Fee	<u>n/a</u>	<u>n/a</u>	n/a	<u>\$120.00</u>	<u>\$168.00</u>	40.0%
Total	\$8,321.00	\$8,884.00	6.8%	\$17,562.00	\$17,732.00	1.0%
<b><i>Other Fees for Doctor of Physical Therapy Students</i></b>						
Application Fee	\$50.00	\$50.00	0.0%	\$50.00	\$50.00	0.0%
<b><i>Professional Master of Science in Rehabilitation Counseling Program - Online</i></b>						
Mandatory Tuition and Fees						
Tuition	\$6,783.00	\$6,783.00	0.0%	\$7,650.00	\$7,650.00	0.0%
University Fee	\$1,288.00	\$1,405.00	9.1%	\$1,288.00	\$1,405.00	9.1%
Technology Fee	\$43.00	\$43.00	0.0%	\$43.00	\$43.00	0.0%
Student Government Fee	<u>\$36.00</u>	<u>\$36.00</u>	0.0%	<u>\$36.00</u>	<u>\$36.00</u>	0.0%
Total	\$8,150.00	\$8,267.00	1.4%	\$9,017.00	\$9,134.00	1.3%

**Virginia Commonwealth University**  
**Typical Charges by School**  
**For Full-Time Students - Regular Session**  
**MCV Campus**

	Resident			Nonresident		
	2006-07	2007-08	% Chg.	2006-07	2007-08	% Chg.
<b>School of Dentistry</b>						
<b><i>Dental Hygiene (First Year)</i></b>						
Mandatory Tuition and Fees						
Tuition	\$4,227.00	\$4,482.00	6.0%	\$15,904.00	\$16,858.00	6.0%
University Fee	\$1,288.00	\$1,405.00	9.1%	\$1,288.00	\$1,405.00	9.1%
Technology Fee	\$43.00	\$43.00	0.0%	\$43.00	\$43.00	0.0%
Health Service Fee	\$171.00	\$176.00	2.9%	\$171.00	\$176.00	2.9%
Student Government Fee	\$36.00	\$36.00	0.0%	\$36.00	\$36.00	0.0%
Capital Outlay Fee	n/a	n/a	n/a	\$120.00	\$168.00	40.0%
Instrument Rental Fee	\$525.00	\$500.00	-4.8%	\$525.00	\$500.00	-4.8%
Instrument Kit Purchase	\$122.00	\$475.00	289.3%	\$122.00	\$475.00	289.3%
Dental Student Government Fee	<u>\$20.00</u>	<u>\$20.00</u>	0.0%	<u>\$20.00</u>	<u>\$20.00</u>	0.0%
Total	\$6,432.00	\$7,137.00	11.0%	\$18,229.00	\$19,681.00	8.0%
<b><i>Dental Hygiene (Second Year)</i></b>						
Mandatory Tuition and Fees						
Tuition	\$4,227.00	\$4,482.00	6.0%	\$15,904.00	\$16,858.00	6.0%
University Fee	\$1,288.00	\$1,405.00	9.1%	\$1,288.00	\$1,405.00	9.1%
Technology Fee	\$43.00	\$43.00	0.0%	\$43.00	\$43.00	0.0%
Health Service Fee	\$171.00	\$176.00	2.9%	\$171.00	\$176.00	2.9%
Student Government Fee	\$36.00	\$36.00	0.0%	\$36.00	\$36.00	0.0%
Capital Outlay Fee	n/a	n/a	n/a	\$120.00	\$168.00	40.0%
Instrument Rental Fee*	\$425.00	\$500.00	17.6%	\$425.00	\$500.00	17.6%
Instrument Kit Purchase	\$0.00	\$0.00	0.0%	\$0.00	\$0.00	0.0%
Dental Student Government Fee	<u>\$20.00</u>	<u>\$20.00</u>	0.0%	<u>\$20.00</u>	<u>\$20.00</u>	0.0%
Total	\$6,210.00	\$6,662.00	7.3%	\$18,007.00	\$19,206.00	6.7%

*\*Second-year transfer students pay the same instrument rental fee.*



**Virginia Commonwealth University**  
**Typical Charges by School**  
**For Full-Time Students - Regular Session**  
**MCV Campus**

	Resident			Nonresident		
	2006-07	2007-08	% Chg.	2006-07	2007-08	% Chg.
<b><i>Dentistry (First Year Students)</i></b>						
Mandatory Tuition and Fees						
Tuition	\$14,552.00	\$15,498.00	6.5%	\$31,060.00	\$31,060.00	0.0%
University Fee	\$1,288.00	\$1,405.00	9.1%	\$1,288.00	\$1,405.00	9.1%
Technology Fee	\$43.00	\$43.00	0.0%	\$43.00	\$43.00	0.0%
Health Service Fee	\$171.00	\$176.00	2.9%	\$171.00	\$176.00	2.9%
Student Government Fee	\$36.00	\$36.00	0.0%	\$36.00	\$36.00	0.0%
Capital Outlay Fee	n/a	n/a	n/a	\$120.00	\$168.00	40.0%
Disability Insurance Fee	\$90.00	\$90.00	0.0%	\$90.00	\$90.00	0.0%
Instrument Rental Fee	\$1,700.00	\$1,800.00	5.9%	\$1,700.00	\$1,800.00	5.9%
Instrument Kit Purchase	\$1,800.00	\$1,900.00	5.6%	\$1,800.00	\$1,900.00	5.6%
Clinical Usage Fee	\$2,150.00	\$2,200.00	2.3%	\$2,150.00	\$2,200.00	2.3%
Dental Supplies Fee	\$0.00	\$150.00	n/a	\$0.00	\$150.00	n/a
American Dental Student Assoc. Fees	\$70.00	\$70.00	0.0%	\$70.00	\$70.00	0.0%
Dental Student Government Fee	<u>\$20.00</u>	<u>\$20.00</u>	0.0%	<u>\$20.00</u>	<u>\$20.00</u>	0.0%
Total	\$21,920.00	\$23,388.00	6.7%	\$38,548.00	\$39,118.00	1.5%
<b><i>Dentistry (Second Year Students)</i></b>						
Mandatory Tuition and Fees						
Tuition	\$14,552.00	\$15,498.00	6.5%	\$31,060.00	\$31,060.00	0.0%
University Fee	\$1,288.00	\$1,405.00	9.1%	\$1,288.00	\$1,405.00	9.1%
Technology Fee	\$43.00	\$43.00	0.0%	\$43.00	\$43.00	0.0%
Health Service Fee	\$171.00	\$176.00	2.9%	\$171.00	\$176.00	2.9%
Student Government Fee	\$36.00	\$36.00	0.0%	\$36.00	\$36.00	0.0%
Course Materials Fee	\$165.00	\$170.00	3.0%	\$165.00	\$170.00	3.0%
Capital Outlay Fee	n/a	n/a	n/a	\$120.00	\$168.00	40.0%
Disability Insurance Fee	\$90.00	\$90.00	0.0%	\$90.00	\$90.00	0.0%
Instrument Rental Fee*	\$1,700.00	\$1,800.00	5.9%	\$1,700.00	\$1,800.00	5.9%
Instrument Kit Purchase*	\$1,800.00	\$1,900.00	5.6%	\$1,800.00	\$1,900.00	5.6%
Clinical Usage Fee	\$2,150.00	\$2,200.00	2.3%	\$2,150.00	\$2,200.00	2.3%
American Dental Student Assoc. Fees	\$70.00	\$70.00	0.0%	\$70.00	\$70.00	0.0%
Dental Student Government Fee	<u>\$20.00</u>	<u>\$20.00</u>	0.0%	<u>\$20.00</u>	<u>\$20.00</u>	0.0%
Total	\$22,085.00	\$23,408.00	6.0%	\$38,713.00	\$39,138.00	1.1%

*\*Second year transfer students pay an instrument rental fee of \$2,700 and an instrument kit purchase fee of \$5,300.*

**Virginia Commonwealth University**  
**Typical Charges by School**  
**For Full-Time Students - Regular Session**  
**MCV Campus**

	Resident			Nonresident		
	2006-07	2007-08	% Chg.	2006-07	2007-08	% Chg.
<b><i>Dentistry (Third Year Students)</i></b>						
Mandatory Tuition and Fees						
Tuition	\$14,552.00	\$15,498.00	6.5%	\$31,060.00	\$31,060.00	0.0%
University Fee	\$1,288.00	\$1,405.00	9.1%	\$1,288.00	\$1,405.00	9.1%
Technology Fee	\$43.00	\$43.00	0.0%	\$43.00	\$43.00	0.0%
Health Service Fee	\$171.00	\$176.00	2.9%	\$171.00	\$176.00	2.9%
Student Government Fee	\$36.00	\$36.00	0.0%	\$36.00	\$36.00	0.0%
Capital Outlay Fee	n/a	n/a	n/a	\$120.00	\$168.00	40.0%
Disability Insurance Fee	\$90.00	\$90.00	0.0%	\$90.00	\$90.00	0.0%
Instrument Rental Fee*	\$1,700.00	\$1,800.00	5.9%	\$1,700.00	\$1,800.00	5.9%
Instrument Kit Purchase	\$1,800.00	\$1,900.00	5.6%	\$1,800.00	\$1,900.00	5.6%
Clinical Usage Fee	\$2,150.00	\$2,200.00	2.3%	\$2,150.00	\$2,200.00	2.3%
American Dental Student Assoc. Fees	\$70.00	\$70.00	0.0%	\$70.00	\$70.00	0.0%
Dental Student Government Fee	<u>\$20.00</u>	<u>\$20.00</u>	0.0%	<u>\$20.00</u>	<u>\$20.00</u>	0.0%
Total	\$21,920.00	\$23,238.00	6.0%	\$38,548.00	\$38,968.00	1.1%

*\*Third year transfer students pay an instrument rental fee of \$2,700 and an instrument kit purchase fee of \$3,350.*

***Dentistry (Fourth Year Students)***

Mandatory Tuition and Fees						
Tuition	\$14,552.00	\$15,498.00	6.5%	\$31,060.00	\$31,060.00	0.0%
University Fee	\$1,288.00	\$1,405.00	9.1%	\$1,288.00	\$1,405.00	9.1%
Technology Fee	\$43.00	\$43.00	0.0%	\$43.00	\$43.00	0.0%
Health Service Fee	\$171.00	\$176.00	2.9%	\$171.00	\$176.00	2.9%
Student Government Fee	\$36.00	\$36.00	0.0%	\$36.00	\$36.00	0.0%
Capital Outlay Fee	n/a	n/a	n/a	\$120.00	\$168.00	40.0%
Disability Insurance Fee	\$90.00	\$90.00	0.0%	\$90.00	\$90.00	0.0%
Instrument Rental Fee	\$580.00	\$1,800.00	210.3%	\$580.00	\$1,800.00	210.3%
Instrument Kit Purchase	n/a	\$1,900.00	n/a	n/a	\$1,900.00	n/a
Clinical Usage Fee	\$1,150.00	\$2,200.00	91.3%	\$1,150.00	\$2,200.00	91.3%
American Dental Student Assoc. Fees	\$70.00	\$70.00	0.0%	\$70.00	\$70.00	0.0%
Dental Student Government Fee	<u>\$20.00</u>	<u>\$20.00</u>	0.0%	<u>\$20.00</u>	<u>\$20.00</u>	0.0%
Total	\$18,000.00	\$23,238.00	29.1%	\$34,628.00	\$38,968.00	12.5%

***Other Fees for Dentistry Students***

Advanced Dental Education	\$6,845.00	\$6,845.00	0.0%	\$6,845.00	\$6,845.00	0.0%
Application Fee	\$70.00	\$70.00	0.0%	\$70.00	\$70.00	0.0%

***Note:***

*(1) Dentistry students are also charged a \$550 fee for each additional month needed to complete the clinical component beyond the normal completion date.*

*(2) Students in the Decelerated Dentistry program are charged the graduate rates for part-time students.*

**Virginia Commonwealth University**  
**Typical Charges by School**  
**For Full-Time Students - Regular Session**  
**MCV Campus**

	Resident			Nonresident		
	2006-07	2007-08	% Chg.	2006-07	2007-08	% Chg.
<b>School of Medicine</b>						
<i>Medical Students: M-I</i>						
Mandatory Tuition and Fees						
Tuition	\$23,840.00	\$25,390.00	6.5%	\$37,324.00	\$38,892.00	4.2%
University Fee	\$1,288.00	\$1,405.00	9.1%	\$1,288.00	\$1,405.00	9.1%
Technology Fee	\$43.00	\$43.00	0.0%	\$43.00	\$43.00	0.0%
Health Service Fee	\$171.00	\$176.00	2.9%	\$171.00	\$176.00	2.9%
Capital Outlay Fee	n/a	n/a	n/a	\$120.00	\$168.00	40.0%
Course Syllabi Fee*	\$150.00	\$150.00	0.0%	\$150.00	\$150.00	0.0%
Disability Insurance Fee**	\$45.00	\$45.00	0.0%	\$45.00	\$45.00	0.0%
Student Government Fee	\$36.00	\$36.00	0.0%	\$36.00	\$36.00	0.0%
Med School Student Gov't Fee	<u>\$60.00</u>	<u>\$60.00</u>	0.0%	<u>\$60.00</u>	<u>\$60.00</u>	0.0%
Total	\$25,633.00	\$27,305.00	6.5%	\$39,237.00	\$40,975.00	4.4%
<i>Medical Students: M-II</i>						
Mandatory Tuition and Fees						
Tuition	\$23,840.00	\$24,436.00	2.5%	\$37,324.00	\$37,922.00	1.6%
University Fee	\$1,288.00	\$1,405.00	9.1%	\$1,288.00	\$1,405.00	9.1%
Technology Fee	\$43.00	\$43.00	0.0%	\$43.00	\$43.00	0.0%
Health Service Fee	\$171.00	\$176.00	2.9%	\$171.00	\$176.00	2.9%
Capital Outlay Fee	n/a	n/a	n/a	\$120.00	\$168.00	40.0%
Course Syllabi Fee*	\$150.00	\$150.00	0.0%	\$150.00	\$150.00	0.0%
Disability Insurance Fee**	\$45.00	\$45.00	0.0%	\$45.00	\$45.00	0.0%
Student Government Fee	\$36.00	\$36.00	0.0%	\$36.00	\$36.00	0.0%
Med School Student Gov't Fee	<u>\$60.00</u>	<u>\$60.00</u>	0.0%	<u>\$60.00</u>	<u>\$60.00</u>	0.0%
Total	\$25,633.00	\$26,351.00	2.8%	\$39,237.00	\$40,005.00	2.0%
<i>Medical Students: M-III</i>						
Mandatory Tuition and Fees						
Tuition	\$23,840.00	\$24,436.00	2.5%	\$37,324.00	\$37,922.00	1.6%
University Fee	\$1,288.00	\$1,405.00	9.1%	\$1,288.00	\$1,405.00	9.1%
Technology Fee	\$43.00	\$43.00	0.0%	\$43.00	\$43.00	0.0%
Health Service Fee	\$171.00	\$176.00	2.9%	\$171.00	\$176.00	2.9%
Capital Outlay Fee	n/a	n/a	n/a	\$120.00	\$168.00	40.0%
Disability Insurance Fee**	\$45.00	\$45.00	0.0%	\$45.00	\$45.00	0.0%
Student Government Fee	\$36.00	\$36.00	0.0%	\$36.00	\$36.00	0.0%
Med School Student Gov't Fee	<u>\$60.00</u>	<u>\$60.00</u>	0.0%	<u>\$60.00</u>	<u>\$60.00</u>	0.0%
Total	\$25,483.00	\$26,201.00	2.8%	\$39,087.00	\$39,855.00	2.0%

\*The course syllabi fee is charged only to first and second year students.

\*\*\$45 represents the maximum to be charged in 2007-08. The fee may be lower based on bids received.

**Virginia Commonwealth University**  
**Typical Charges by School**  
**For Full-Time Students - Regular Session**  
**MCV Campus**

	Resident			Nonresident		
	2006-07	2007-08	% Chg.	2006-07	2007-08	% Chg.
<b>Medical Students: M-IV</b>						
Mandatory Tuition and Fees						
Tuition	\$23,407.00	\$23,992.00	2.5%	\$37,324.00	\$37,922.00	1.6%
University Fee	\$1,288.00	\$1,405.00	9.1%	\$1,288.00	\$1,405.00	9.1%
Technology Fee	\$43.00	\$43.00	0.0%	\$43.00	\$43.00	0.0%
Health Service Fee	\$171.00	\$176.00	2.9%	\$167.00	\$176.00	5.4%
Capital Outlay Fee	n/a	n/a	n/a	\$120.00	\$168.00	40.0%
Disability Insurance Fee*	\$45.00	\$45.00	0.0%	\$45.00	\$45.00	0.0%
Student Government Fee	\$36.00	\$36.00	0.0%	\$36.00	\$36.00	0.0%
Med School Student Gov't Fee	<u>\$60.00</u>	<u>\$60.00</u>	0.0%	<u>\$60.00</u>	<u>\$60.00</u>	0.0%
Total	\$25,050.00	\$25,757.00	2.8%	\$39,083.00	\$39,855.00	2.0%

\*\$45 represents the maximum to be charged in 2007-08. The fee may be lower based on bids received.

**Medical Students: M-III, INOVA Campus**

Mandatory Tuition and Fees						
Tuition	\$23,840.00	\$24,436.00	2.5%	\$37,324.00	\$37,922.00	1.6%
INOVA Campus Fee**	\$604.00	\$604.00	n/a	\$604.00	\$604.00	n/a
Technology Fee	\$43.00	\$43.00	0.0%	\$43.00	\$43.00	0.0%
Capital Outlay Fee	n/a	n/a	n/a	\$120.00	\$168.00	40.0%
Disability Insurance Fee***	\$45.00	\$45.00	0.0%	\$45.00	\$45.00	0.0%
Med School Student Gov't Fee	<u>\$60.00</u>	<u>\$60.00</u>	0.0%	<u>\$60.00</u>	<u>\$60.00</u>	0.0%
Total	\$24,592.00	\$25,188.00	2.4%	\$38,196.00	\$38,842.00	1.7%

**Medical Students: M-IV, INOVA Campus**

Mandatory Tuition and Fees						
Tuition	\$23,407.00	\$23,992.00	2.5%	\$37,324.00	\$37,922.00	1.6%
INOVA Campus Fee**	\$604.00	\$604.00	0.0%	\$604.00	\$604.00	0.0%
Technology Fee	\$43.00	\$43.00	0.0%	\$43.00	\$43.00	0.0%
Capital Outlay Fee	n/a	n/a	n/a	\$120.00	\$168.00	40.0%
Disability Insurance Fee***	\$45.00	\$45.00	0.0%	\$45.00	\$45.00	0.0%
Med School Student Gov't Fee	<u>\$60.00</u>	<u>\$60.00</u>	0.0%	<u>\$60.00</u>	<u>\$60.00</u>	0.0%
Total	\$24,159.00	\$24,744.00	2.4%	\$38,196.00	\$38,842.00	1.7%

\*\*The INOVA Campus Fee supports student recreation, student health and student counseling programs.

\*\*\*\$45 represents the maximum to be charged in 2007-08. The fee may be lower based on bids received.

**Virginia Commonwealth University**  
**Typical Charges by School**  
**For Full-Time Students - Regular Session**  
**MCV Campus**

	Resident			Nonresident		
	2006-07	2007-08	% Chg.	2006-07	2007-08	% Chg.
<i>Medical Students</i>						
<i>Decelerated Program for M-I Students</i>						
Mandatory Tuition and Fees						
Tuition	\$11,920.00	\$12,695.00	6.5%	\$18,662.00	\$19,446.00	4.2%
University Fee	\$644.00	\$702.50	9.1%	\$644.00	\$702.50	9.1%
Technology Fee	\$21.50	\$21.50	0.0%	\$21.50	\$21.50	0.0%
Health Service Fee	\$85.50	\$88.00	2.9%	\$85.50	\$88.00	2.9%
Capital Outlay Fee	n/a	n/a	n/a	\$60.00	\$84.00	40.0%
Course Syllabi Fee*	\$75.00	\$75.00	0.0%	\$75.00	\$75.00	0.0%
Disability Insurance Fee	\$22.50	\$22.50	0.0%	\$22.50	\$22.50	0.0%
Student Government Fee	\$18.00	\$18.00	0.0%	\$18.00	\$18.00	0.0%
Med School Student Gov't Fee	<u>\$30.00</u>	<u>\$30.00</u>	0.0%	<u>\$30.00</u>	<u>\$30.00</u>	0.0%
Total	\$12,816.50	\$13,652.50	6.5%	\$19,618.50	\$20,487.50	4.4%

*Medical Students*

*Decelerated Program for M-II*

Mandatory Tuition and Fees

Tuition	\$11,920.00	\$12,218.00	2.5%	\$18,662.00	\$18,961.00	1.6%
University Fee	\$644.00	\$702.50	9.1%	\$644.00	\$702.50	9.1%
Technology Fee	\$21.50	\$21.50	0.0%	\$21.50	\$21.50	0.0%
Health Service Fee	\$85.50	\$88.00	2.9%	\$85.50	\$88.00	2.9%
Capital Outlay Fee	n/a	n/a	n/a	\$60.00	\$84.00	40.0%
Course Syllabi Fee*	\$75.00	\$75.00	0.0%	\$75.00	\$75.00	0.0%
Disability Insurance Fee	\$22.50	\$22.50	0.0%	\$22.50	\$22.50	0.0%
Student Government Fee	\$18.00	\$18.00	0.0%	\$18.00	\$18.00	0.0%
Med School Student Gov't Fee	<u>\$30.00</u>	<u>\$30.00</u>	0.0%	<u>\$30.00</u>	<u>\$30.00</u>	0.0%
Total	\$12,816.50	\$13,175.50	2.8%	\$19,618.50	\$20,002.50	2.0%

*\*The course syllabi fee is charged only to students at the first and second year levels.*

*Medical Students*

*Decelerated Program for M-III*

Mandatory Tuition and Fees

Tuition	\$11,920.00	\$12,218.00	2.5%	\$18,662.00	\$18,961.00	1.6%
University Fee	\$644.00	\$702.50	9.1%	\$644.00	\$702.50	9.1%
Technology Fee	\$21.50	\$21.50	0.0%	\$21.50	\$21.50	0.0%
Health Service Fee	\$85.50	\$88.00	2.9%	\$85.50	\$88.00	2.9%
Capital Outlay Fee	n/a	n/a	n/a	\$60.00	\$84.00	40.0%
Disability Insurance Fee	\$22.50	\$22.50	0.0%	\$22.50	\$22.50	0.0%
Student Government Fee	\$18.00	\$18.00	0.0%	\$18.00	\$18.00	0.0%
Med School Student Gov't Fee	<u>\$30.00</u>	<u>\$30.00</u>	0.0%	<u>\$30.00</u>	<u>\$30.00</u>	0.0%
Total	\$12,741.50	\$13,100.50	2.8%	\$19,543.50	\$19,927.50	2.0%

**Virginia Commonwealth University  
Typical Charges by School  
For Full-Time Students - Regular Session  
MCV Campus**

	Resident			Nonresident		
	2006-07	2007-08	% Chg.	2006-07	2007-08	% Chg.
<b>Medical Students</b>						
<b>Decelerated Program for M-IV</b>						
<b>Mandatory Tuition and Fees</b>						
Tuition	\$11,703.50	\$11,996.00	2.5%	\$18,662.00	\$18,961.00	1.6%
University Fee	\$644.00	\$702.50	9.1%	\$644.00	\$702.50	9.1%
Technology Fee	\$21.50	\$21.50	0.0%	\$21.50	\$21.50	0.0%
Health Service Fee	\$85.50	\$88.00	2.9%	\$85.50	\$88.00	2.9%
Capital Outlay Fee	n/a	n/a	n/a	\$60.00	\$84.00	40.0%
Disability Insurance Fee	\$22.50	\$22.50	0.0%	\$22.50	\$22.50	0.0%
Student Government Fee	\$18.00	\$18.00	0.0%	\$18.00	\$18.00	0.0%
Med School Student Gov't Fee	<u>\$30.00</u>	<u>\$30.00</u>	0.0%	<u>\$30.00</u>	<u>\$30.00</u>	0.0%
Total	\$12,525.00	\$12,878.50	2.8%	\$19,543.50	\$19,927.50	2.0%

**Other Fees for Medical Students**

Med Elective Program Fee*	\$100.00	\$100.00	0.0%	\$100.00	\$100.00	0.0%
Application Fee	\$80.00	\$80.00	0.0%	\$80.00	\$80.00	0.0%

\*A fee charged to non-VCU medical students.

**MD/PhD and MD/MHA Programs\*\***

<b>Mandatory Tuition and Fees</b>						
Tuition	\$6,783.00	\$7,224.00	6.5%	\$15,904.00	\$15,904.00	0.0%
University Fee	\$1,288.00	\$1,405.00	9.1%	\$1,288.00	\$1,405.00	9.1%
Technology Fee	\$43.00	\$43.00	0.0%	\$43.00	\$43.00	0.0%
Health Service Fee	\$171.00	\$176.00	2.9%	\$171.00	\$176.00	2.9%
Capital Outlay Fee	n/a	n/a	n/a	\$120.00	\$168.00	40.0%
Disability Insurance Fee***	\$45.00	\$45.00	0.0%	\$45.00	\$45.00	0.0%
Student Government Fee	\$36.00	\$36.00	0.0%	\$36.00	\$36.00	0.0%
Med School Student Gov't Fee	<u>\$60.00</u>	<u>\$60.00</u>	0.0%	<u>\$60.00</u>	<u>\$60.00</u>	0.0%
Total	\$8,426.00	\$8,989.00	6.7%	\$17,667.00	\$17,837.00	1.0%

\*\*Students who enroll in the MD/PhD or MD/MHA program and subsequently withdraw but continue in the MD program will be charged the MD tuition rate for those semesters in which they were enrolled as MD/PhD or MD/MHA. Students in the MD/MHA program are enrolled medical students in the first three years of instruction. In the fourth year, the students are full-time MHA students and pay the standard graduate tuition and fee rate. In the fifth year, the students are again enrolled as medical students and pay the Executive Program per credit hour fee for MHA courses.

\*\*\*\$45 represents the maximum to be charged in 2007-08. The fee may be lower based on bids received.

**Virginia Commonwealth University**  
**Typical Charges by School**  
**For Full-Time Students - Regular Session**  
**MCV Campus**

	Resident			Nonresident		
	2006-07	2007-08	% Chg.	2006-07	2007-08	% Chg.
<b>School of Nursing</b>						
<i>School of Nursing (Undergraduate)</i>						
Mandatory Tuition and Fees						
Tuition	\$4,227.00	\$4,482.00	6.0%	\$15,904.00	\$16,858.00	6.0%
University Fee	\$1,288.00	\$1,405.00	9.1%	\$1,288.00	\$1,405.00	9.1%
Technology Fee	\$43.00	\$43.00	0.0%	\$43.00	\$43.00	0.0%
Health Service Fee	\$171.00	\$176.00	2.9%	\$171.00	\$176.00	2.9%
Student Government Fee	\$36.00	\$36.00	0.0%	\$36.00	\$36.00	0.0%
Capital Outlay Fee	n/a	n/a	n/a	\$120.00	\$168.00	40.0%
Clinical Laboratory Supervision Fee*	<u>\$300.00</u>	<u>\$300.00</u>	0.0%	<u>\$300.00</u>	<u>\$300.00</u>	0.0%
Total	\$6,065.00	\$6,442.00	6.2%	\$17,862.00	\$18,986.00	6.3%

*\*All students enrolled in courses with clinical components are required to pay \$50 per undergraduate clinical credit hour.*

*The estimates above assume that the student is enrolled in two clinical courses per academic year.*

**School of Nursing (Graduate)**

Mandatory Tuition and Fees

Tuition	\$6,783.00	\$7,224.00	6.5%	\$15,904.00	\$15,904.00	0.0%
University Fee	\$1,288.00	\$1,405.00	9.1%	\$1,288.00	\$1,405.00	9.1%
Technology Fee	\$43.00	\$43.00	0.0%	\$43.00	\$43.00	0.0%
Health Service Fee	\$171.00	\$176.00	2.9%	\$171.00	\$176.00	2.9%
Student Government Fee	\$36.00	\$36.00	0.0%	\$36.00	\$36.00	0.0%
Capital Outlay Fee	n/a	n/a	n/a	\$120.00	\$168.00	40.0%
Clinical Laboratory Supervision Fee**	<u>\$540.00</u>	<u>\$540.00</u>	0.0%	<u>\$540.00</u>	<u>\$540.00</u>	0.0%
Total	\$8,861.00	\$9,424.00	6.4%	\$18,102.00	\$18,272.00	0.9%

*\*\*All students enrolled in courses with clinical components are required to pay \$90 per graduate clinical credit hour.*

*The estimates above assume that the student is enrolled in two clinical courses per academic year. Also, graduate students enrolled in undergraduate clinical courses must pay \$50 per undergraduate clinical credit.*

**Virginia Commonwealth University**  
**Typical Charges by School**  
**For Full-Time Students - Regular Session**  
**MCV Campus**

	Resident			Nonresident		
	2006-07	2007-08	% Chg.	2006-07	2007-08	% Chg.
<b>School of Pharmacy</b>						
<i>School of Pharmacy (Graduate)</i>						
Mandatory Tuition and Fees						
Tuition	\$6,783.00	\$7,224.00	6.5%	\$15,904.00	\$15,904.00	0.0%
University Fee	\$1,288.00	\$1,405.00	9.1%	\$1,288.00	\$1,405.00	9.1%
Health Service Fee	\$171.00	\$176.00	2.9%	\$171.00	\$176.00	2.9%
Student Government Fee	\$36.00	\$36.00	0.0%	\$36.00	\$36.00	0.0%
Capital Outlay Fee	n/a	n/a	n/a	\$120.00	\$168.00	40.0%
Pharmacy Technology Fee	<u>\$200.00</u>	<u>\$200.00</u>	0.0%	<u>\$200.00</u>	<u>\$200.00</u>	0.0%
Total	\$8,478.00	\$9,041.00	6.6%	\$17,719.00	\$17,889.00	1.0%
<i>School of Pharmacy (PharmD Program)</i>						
<i>for P1 Students</i>						
Mandatory Tuition and Fees						
Tuition	\$16,977.00	\$18,080.00	6.5%	\$23,940.00	\$23,940.00	0.0%
University Fee	\$1,288.00	\$1,405.00	9.1%	\$1,288.00	\$1,405.00	9.1%
Health Service Fee	\$171.00	\$176.00	2.9%	\$171.00	\$176.00	2.9%
Student Government Fee	\$36.00	\$36.00	0.0%	\$36.00	\$36.00	0.0%
Capital Outlay Fee	n/a	n/a	n/a	\$120.00	\$168.00	40.0%
Pharmacy Technology Fee	\$200.00	\$200.00	0.0%	\$200.00	\$200.00	0.0%
Clerkship/Practicum	\$200.00	\$200.00	0.0%	\$200.00	\$200.00	0.0%
Pharmacy School Gov't Fee	<u>\$50.00</u>	<u>\$50.00</u>	0.0%	<u>\$50.00</u>	<u>\$50.00</u>	0.0%
Total	\$18,922.00	\$20,147.00	6.5%	\$26,005.00	\$26,175.00	0.7%
<i>School of Pharmacy (PharmD Program)</i>						
<i>for P2 Students</i>						
Mandatory Tuition and Fees						
Tuition	\$16,977.00	\$18,080.00	6.5%	\$23,940.00	\$23,940.00	0.0%
University Fee	\$1,288.00	\$1,405.00	9.1%	\$1,288.00	\$1,405.00	9.1%
Health Service Fee	\$171.00	\$176.00	2.9%	\$171.00	\$176.00	2.9%
Student Government Fee	\$36.00	\$36.00	0.0%	\$36.00	\$36.00	0.0%
Capital Outlay Fee	n/a	n/a	n/a	\$120.00	\$168.00	40.0%
Pharmacy Technology Fee	\$200.00	\$200.00	0.0%	\$200.00	\$200.00	0.0%
Clerkship/Practicum	\$200.00	\$200.00	0.0%	\$200.00	\$200.00	0.0%
Pharmacy School Gov't Fee	<u>\$50.00</u>	<u>\$50.00</u>	0.0%	<u>\$50.00</u>	<u>\$50.00</u>	0.0%
Total	\$18,922.00	\$20,147.00	6.5%	\$26,005.00	\$26,175.00	0.7%



**Virginia Commonwealth University**  
**Typical Charges by School**  
**For Full-Time Students - Regular Session**  
**MCV Campus**

	Resident			Nonresident		
	2006-07	2007-08	% Chg.	2006-07	2007-08	% Chg.
<i>School of Pharmacy (PharmD Program)</i>						
<i>for P3 Students</i>						
Mandatory Tuition and Fees						
Tuition	\$16,977.00	\$18,080.00	6.5%	\$23,940.00	\$23,940.00	0.0%
University Fee	\$1,288.00	\$1,405.00	9.1%	\$1,288.00	\$1,405.00	9.1%
Health Service Fee	\$171.00	\$176.00	2.9%	\$171.00	\$176.00	2.9%
Student Government Fee	\$36.00	\$36.00	0.0%	\$36.00	\$36.00	0.0%
Capital Outlay Fee	n/a	n/a	n/a	\$120.00	\$168.00	40.0%
Pharmacy Technology Fee	\$200.00	\$200.00	0.0%	\$200.00	\$200.00	0.0%
Clerkship/Practicum	\$200.00	\$200.00	0.0%	\$200.00	\$200.00	0.0%
Pharmacy School Gov't Fee	<u>\$50.00</u>	<u>\$50.00</u>	0.0%	<u>\$50.00</u>	<u>\$50.00</u>	0.0%
Total	\$18,922.00	\$20,147.00	6.5%	\$26,005.00	\$26,175.00	0.7%
<i>School of Pharmacy (PharmD Program)</i>						
<i>for P4 Students</i>						
Mandatory Tuition and Fees						
Tuition	\$16,977.00	\$18,080.00	6.5%	\$23,940.00	\$23,940.00	0.0%
University Fee	\$1,288.00	\$1,405.00	9.1%	\$1,288.00	\$1,405.00	9.1%
Health Service Fee	\$171.00	\$176.00	2.9%	\$171.00	\$176.00	2.9%
Student Government Fee	\$36.00	\$36.00	0.0%	\$36.00	\$36.00	0.0%
Capital Outlay Fee	n/a	n/a	n/a	\$120.00	\$168.00	40.0%
Pharmacy Technology Fee	\$200.00	\$200.00	0.0%	\$200.00	\$200.00	0.0%
Clerkship/Practicum	\$200.00	\$200.00	0.0%	\$200.00	\$200.00	0.0%
Pharmacy School Gov't Fee	<u>\$50.00</u>	<u>\$50.00</u>	0.0%	<u>\$50.00</u>	<u>\$50.00</u>	0.0%
Total	\$18,922.00	\$20,147.00	6.5%	\$26,005.00	\$26,175.00	0.7%
<i>Other Fees for PharmD Students</i>						
Application Fee	\$25.00	\$25.00	0.0%	\$25.00	\$25.00	0.0%
Admission Deposit	\$500.00	\$500.00	0.0%	\$1,000.00	\$1,000.00	0.0%

**Virginia Commonwealth University**  
**Typical Charges**  
**For Part-Time Students**  
**Regular Session**  
**Per Credit Hour**

	Resident			Nonresident		
	2006-07	2007-08	% Chg.	2006-07	2007-08	% Chg.

***On-Campus Undergraduate Students***

**Monroe Park Campus**

Tuition	\$176.15	\$186.75	6.0%	\$663.00	\$702.50	6.0%
University Fee	\$53.30	\$58.15	9.1%	\$53.30	\$58.15	9.1%
Technology Fee	\$2.10	\$2.10	0.0%	\$2.10	\$2.10	0.0%
Student Activity Fee	\$3.75	\$3.75	0.0%	\$3.75	\$3.75	0.0%
Capital Outlay Fee	<u>n/a</u>	<u>n/a</u>	n/a	<u>\$5.00</u>	<u>\$7.00</u>	40.0%
<b>Total</b>	<b>\$235.30</b>	<b>\$250.75</b>	<b>6.6%</b>	<b>\$727.15</b>	<b>\$773.50</b>	<b>6.4%</b>

**MCV Campus**

Tuition	\$176.15	\$186.75	6.0%	\$663.00	\$702.50	6.0%
University Fee	\$53.30	\$58.15	9.1%	\$53.30	\$58.15	9.1%
Technology Fee	\$2.10	\$2.10	0.0%	\$2.10	\$2.10	0.0%
Student Government Fee*	\$6.50	\$6.50	0.0%	\$6.50	\$6.50	0.0%
Capital Outlay Fee	<u>n/a</u>	<u>n/a</u>	n/a	<u>\$5.00</u>	<u>\$7.00</u>	40.0%
<b>Total</b>	<b>\$238.05</b>	<b>\$253.50</b>	<b>6.5%</b>	<b>\$729.90</b>	<b>\$776.25</b>	<b>6.4%</b>

*\*Per semester charge.*

***On-Campus Graduate Students***

**Monroe Park Campus**

Tuition	\$376.85	\$401.30	6.5%	\$884.00	\$884.00	0.0%
University Fee	\$53.30	\$58.15	9.1%	\$53.30	\$58.15	9.1%
Technology Fee	\$2.10	\$2.10	0.0%	\$2.10	\$2.10	0.0%
Student Activity Fee	\$3.10	\$3.10	0.0%	\$3.10	\$3.10	0.0%
Capital Outlay Fee	<u>n/a</u>	<u>n/a</u>	n/a	<u>\$5.00</u>	<u>\$7.00</u>	40.0%
<b>Total</b>	<b>\$435.35</b>	<b>\$464.65</b>	<b>6.7%</b>	<b>\$947.50</b>	<b>\$954.35</b>	<b>0.7%</b>

**MCV Campus**

Tuition	\$376.85	\$401.30	6.5%	\$884.00	\$884.00	0.0%
University Fee	\$53.30	\$58.15	9.1%	\$53.30	\$58.15	9.1%
Technology Fee	\$2.10	\$2.10	0.0%	\$2.10	\$2.10	0.0%
Student Government Fee*	\$6.50	\$6.50	0.0%	\$6.50	\$6.50	0.0%
Capital Outlay Fee	<u>n/a</u>	<u>n/a</u>	n/a	<u>\$5.00</u>	<u>\$7.00</u>	40.0%
<b>Total</b>	<b>\$438.75</b>	<b>\$468.05</b>	<b>6.7%</b>	<b>\$950.90</b>	<b>\$957.75</b>	<b>0.7%</b>

*\*Per semester charge.*

**Virginia Commonwealth University**  
**Typical Charges**  
**For Part-Time Students**  
**Regular Session**  
**Per Credit Hour**

	Resident			Nonresident		
	2006-07	2007-08	% Chg.	2006-07	2007-08	% Chg.
<b><i>Off-Campus Undergraduate Students</i></b>						
Tuition	\$176.15	\$186.75	6.0%	\$663.00	\$702.50	6.0%
University Fee	\$0.00	\$0.00	0.0%	\$0.00	\$0.00	0.0%
Technology Fee	\$2.10	\$2.10	0.0%	\$2.10	\$2.10	0.0%
Student Activity/Gov't Fee	\$0.00	\$0.00	0.0%	\$0.00	\$0.00	0.0%
Capital Outlay Fee	<u>n/a</u>	<u>n/a</u>	n/a	<u>\$0.00</u>	<u>\$0.00</u>	0.0%
Total	\$178.25	\$188.85	5.9%	\$665.10	\$704.60	5.9%
<b><i>Off-Campus Graduate Students</i></b>						
Tuition	\$376.85	\$401.30	6.5%	\$884.00	\$884.00	0.0%
University Fee	\$0.00	\$0.00	0.0%	\$0.00	\$0.00	0.0%
Technology Fee	\$2.10	\$2.10	0.0%	\$2.10	\$2.10	0.0%
Student Activity/Gov't Fee	\$0.00	\$0.00	0.0%	\$0.00	\$0.00	0.0%
Capital Outlay Fee	<u>n/a</u>	<u>n/a</u>	n/a	<u>\$0.00</u>	<u>\$0.00</u>	0.0%
Total	\$378.95	\$403.40	6.5%	\$886.10	\$886.10	0.0%
<b><i>Off-Campus Graduate Education Certification</i></b>						
Tuition	\$176.15	\$186.75	6.0%	\$663.00	\$702.50	6.0%
University Fee	\$0.00	\$0.00	0.0%	\$0.00	\$0.00	0.0%
Technology Fee	\$2.10	\$2.10	0.0%	\$2.10	\$2.10	0.0%
Student Activity/Gov't Fee	\$0.00	\$0.00	0.0%	\$0.00	\$0.00	0.0%
Capital Outlay Fee	<u>n/a</u>	<u>n/a</u>	n/a	<u>\$0.00</u>	<u>\$0.00</u>	0.0%
Total	\$178.25	\$188.85	5.9%	\$665.10	\$704.60	5.9%
<b><i>Off-Campus Graduate School of Social Work</i></b>						
Tuition	\$376.85	\$401.30	6.5%	\$884.00	\$884.00	0.0%
University Fee	\$0.00	\$0.00	0.0%	\$0.00	\$0.00	0.0%
Technology Fee	\$2.10	\$2.10	0.0%	\$2.10	\$2.10	0.0%
Student Activity/Gov't Fee	\$0.00	\$0.00	0.0%	\$0.00	\$0.00	0.0%
Capital Outlay Fee	n/a	n/a	n/a	\$0.00	\$0.00	0.0%
School of Social Work Gov't Fee*	<u>\$10.00</u>	<u>\$10.00</u>	0.0%	<u>\$10.00</u>	<u>\$10.00</u>	0.0%
Total	\$388.95	\$413.40	6.3%	\$896.10	\$896.10	0.0%

*\*Per semester charge.*

*Note: Part-time undergraduate students enrolled in graduate courses required for their degree pay the undergraduate rate.*

**Virginia Commonwealth University**  
**Typical Charges**  
**For Part-Time Students - Regular Session**  
**Monroe Park Campus**  
**Per Credit Hour**

	Resident			Nonresident		
	2006-07	2007-08	% Chg.	2006-07	2007-08	% Chg.

**School of the Arts**

*School of the Arts (Undergraduate)*

Mandatory Tuition and Fees

Tuition	\$176.15	\$186.75	6.0%	\$663.00	\$702.50	6.0%
University Fee	\$53.30	\$58.15	9.1%	\$53.30	\$58.15	9.1%
Technology Fee	\$2.10	\$2.10	0.0%	\$2.10	\$2.10	0.0%
Student Activity Fee	\$3.75	\$3.75	0.0%	\$3.75	\$3.75	0.0%
Capital Outlay Fee	n/a	n/a	n/a	\$5.00	\$7.00	40.0%
Arts Majors Fee*	<u>\$75.00</u>	<u>\$75.00</u>	0.0%	<u>\$75.00</u>	<u>\$75.00</u>	0.0%
Total	\$310.30	\$325.75	5.0%	\$802.15	\$848.50	5.8%

*School of the Arts (Graduate)*

Mandatory Tuition and Fees

Tuition	\$376.85	\$401.30	6.5%	\$884.00	\$884.00	0.0%
University Fee	\$53.30	\$58.15	9.1%	\$53.30	\$58.15	9.1%
Technology Fee	\$2.10	\$2.10	0.0%	\$2.10	\$2.10	0.0%
Student Activity Fee	\$3.10	\$3.10	0.0%	\$3.10	\$3.10	0.0%
Capital Outlay Fee	n/a	n/a	n/a	\$5.00	\$7.00	40.0%
Arts Majors Fee*	<u>\$250.00</u>	<u>\$250.00</u>	0.0%	<u>\$250.00</u>	<u>\$250.00</u>	0.0%
Total	\$685.35	\$714.65	4.3%	\$1,197.50	\$1,204.35	0.6%

*Communication Arts and Design*

Mandatory Tuition and Fees

Tuition	\$176.15	\$186.75	6.0%	\$663.00	\$702.50	6.0%
University Fee	\$53.30	\$58.15	9.1%	\$53.30	\$58.15	9.1%
Technology Fee	\$2.10	\$2.10	0.0%	\$2.10	\$2.10	0.0%
Student Activity Fee	\$3.75	\$3.75	0.0%	\$3.75	\$3.75	0.0%
Capital Outlay Fee	n/a	n/a	n/a	\$5.00	\$7.00	40.0%
Arts Majors Fee*	<u>\$75.00</u>	<u>\$75.00</u>	0.0%	<u>\$75.00</u>	<u>\$75.00</u>	0.0%
Total	\$310.30	\$325.75	5.0%	\$802.15	\$848.50	5.8%

**\*Per semester charge.**

*Note: Students in the School of the Arts may pay additional instructional support fees ranging from \$12 to \$100 per course for many courses. Non-arts majors taking arts courses pay a special course fee ranging from \$5 to \$25 for selected courses in addition to the instructional support fee. See pages III-43 through III-45 for special course and instructional support fees in the School of the Arts.*

**Virginia Commonwealth University**  
**Typical Charges**  
**For Part-Time Students - Regular Session**  
**Monroe Park Campus**  
**Per Credit Hour**

	Resident			Nonresident		
	2006-07	2007-08	% Chg.	2006-07	2007-08	% Chg.
<i>Elective Course Fees</i>						
<i>Undergraduate-Music Majors</i>						
Private Music Lessons						
1 Credit	\$180.00	\$180.00	0.0%	\$180.00	\$180.00	0.0%
2 Credits	\$360.00	\$360.00	0.0%	\$360.00	\$360.00	0.0%
3 Credits	\$360.00	\$360.00	0.0%	\$360.00	\$360.00	0.0%
<i>Undergraduate-All Others</i>						
Private Music Lessons						
1 Credit	\$250.00	\$250.00	0.0%	\$250.00	\$250.00	0.0%
<i>Graduate-Music Majors</i>						
Private Music Lessons						
1 Credit	\$185.00	\$186.00	0.5%	\$185.00	\$186.00	0.5%
2 Credits	\$372.00	\$372.00	0.0%	\$372.00	\$372.00	0.0%
3 Credits	\$372.00	\$372.00	0.0%	\$372.00	\$372.00	0.0%
<i>Graduate-All Others</i>						
Private Music Lessons						
1 Credit	\$250.00	\$250.00	0.0%	\$250.00	\$250.00	0.0%

**Virginia Commonwealth University**  
**Typical Charges**  
**For Part-Time Students - Regular Session**  
**Monroe Park Campus**  
**Per Credit Hour**

	Resident			Nonresident		
	2006-07	2007-08	% Chg.	2006-07	2007-08	% Chg.
<b><i>Business (Lower Division)</i></b>						
Mandatory Tuition and Fees						
Tuition	\$176.15	\$186.75	6.0%	\$663.00	\$702.50	6.0%
University Fee	\$53.30	\$58.15	9.1%	\$53.30	\$58.15	9.1%
Technology Fee	\$2.10	\$2.10	0.0%	\$2.10	\$2.10	0.0%
Student Activity Fee	\$3.75	\$3.75	0.0%	\$3.75	\$3.75	0.0%
Capital Outlay Fee	n/a	n/a	n/a	<u>\$5.00</u>	<u>\$7.00</u>	40.0%
Total	\$235.30	\$250.75	6.6%	\$727.15	\$773.50	6.4%
<b><i>Business (Upper Division)</i></b>						
Mandatory Tuition and Fees						
Tuition	\$176.15	\$186.75	6.0%	\$663.00	\$702.50	6.0%
University Fee	\$53.30	\$58.15	9.1%	\$53.30	\$58.15	9.1%
Technology Fee	\$2.10	\$2.10	0.0%	\$2.10	\$2.10	0.0%
Student Activity Fee	\$3.75	\$3.75	0.0%	\$3.75	\$3.75	0.0%
Capital Outlay Fee	n/a	n/a	n/a	\$5.00	\$7.00	40.0%
Business Differential	<u>\$9.00</u>	<u>\$9.00</u>	0.0%	<u>\$9.00</u>	<u>\$9.00</u>	0.0%
Total	\$244.30	\$259.75	6.3%	\$736.15	\$782.50	6.3%
<b><i>Business (Graduate)</i></b>						
Mandatory Tuition and Fees						
Tuition	\$376.85	\$401.30	6.5%	\$884.00	\$884.00	0.0%
University Fee	\$53.30	\$58.15	9.1%	\$53.30	\$58.15	9.1%
Student Activity Fee	\$3.10	\$3.10	0.0%	\$3.10	\$3.10	0.0%
Capital Outlay Fee	n/a	n/a	n/a	\$5.00	\$7.00	40.0%
Business Differential	<u>\$12.00</u>	<u>\$12.00</u>	0.0%	<u>\$12.00</u>	<u>\$12.00</u>	0.0%
Total	\$445.25	\$474.55	6.6%	\$957.40	\$964.25	0.7%

**Virginia Commonwealth University**  
**Typical Charges**  
**For Part-Time Students - Regular Session**  
**Monroe Park Campus**  
**Per Credit Hour**

	Resident			Nonresident		
	2006-07	2007-08	% Chg.	2006-07	2007-08	% Chg.

**VCU SportsCenter Program  
(Graduate)**

Tuition and Fees* - on-campus	\$515.00	\$535.00	3.9%	\$515.00	\$535.00	3.9%
Tuition and Fees** - off-campus	\$470.00	\$490.00	4.3%	\$470.00	\$490.00	4.3%

*\*Includes mandatory fees.*

*\*\*The SportsCenter also charges a \$200 per credit hour fee for special certification courses administered through the Office of the Provost.*

**Engineering (Undergraduate)**

Mandatory Tuition and Fees

Tuition	\$210.85	\$244.35	15.9%	\$683.50	\$745.35	9.0%
University Fee	\$53.30	\$58.15	9.1%	\$53.30	\$58.15	9.1%
Technology Fee	\$2.10	\$2.10	0.0%	\$2.10	\$2.10	0.0%
Student Activity Fee	\$3.75	\$3.75	0.0%	\$3.75	\$3.75	0.0%
Capital Outlay Fee	<u>n/a</u>	<u>n/a</u>	n/a	<u>\$5.00</u>	<u>\$7.00</u>	40.0%
Total	\$270.00	\$308.35	14.2%	\$747.65	\$816.35	9.2%

**MS in Computer Sciences -  
Dahlgren**

Mandatory Tuition and Fees

Tuition*	\$565.30	\$601.95	6.5%	n/a	n/a	n/a
University Fee	n/a	n/a	n/a	n/a	n/a	n/a
Technology Fee	\$2.10	\$2.10	0.0%	n/a	n/a	n/a
Student Activity Fee	n/a	n/a	n/a	n/a	n/a	n/a
Capital Outlay Fee	<u>n/a</u>	<u>n/a</u>	n/a	<u>n/a</u>	<u>n/a</u>	n/a
Total	\$567.40	\$604.05	6.5%	n/a	n/a	n/a

*\*Per credit hour rate at 1.5 times the standard graduate credit hour rate.*

**Virginia Commonwealth University**  
**Typical Charges**  
**For Part-Time Students - Regular Session**  
**MCV Campus**  
**Per Credit Hour**

	Resident			Nonresident		
	2006-07	2007-08	% Chg.	2006-07	2007-08	% Chg.

**School of Allied Health**  
**Professions**

*Professional Master of Science in Health  
Administration Program - Online*

Mandatory Tuition and Fees

Tuition	\$376.85	\$401.30	6.5%	\$884.00	\$884.00	0.0%
University Fee	\$53.30	\$58.15	9.1%	\$53.30	\$58.15	9.1%
Technology Fee	\$2.10	\$2.10	0.0%	\$2.10	\$2.10	0.0%
Student Government Fee*	\$6.50	\$6.50	0.0%	\$6.50	\$6.50	0.0%
Capital Outlay Fee	n/a	n/a	n/a	\$5.00	\$5.00	0.0%
Executive Program Fee**	<u>\$130.00</u>	<u>\$130.00</u>	0.0%	<u>\$130.00</u>	<u>\$130.00</u>	0.0%
Total	\$568.75	\$598.05	5.2%	\$1,080.90	\$1,085.75	0.4%

*\*Per semester charge.*

*\*\*Fee also assessed to nonmajors taking courses in the program.*

*Professional Master of Science in Rehabilitation Counseling  
Program - Online*

Mandatory Tuition and Fees

Tuition	\$376.85	\$401.30	6.5%	\$425.00	\$425.00	0.0%
University Fee	\$53.30	\$58.15	9.1%	\$53.30	\$58.15	9.1%
Technology Fee	\$2.10	\$2.10	0.0%	\$2.10	\$2.10	0.0%
Student Government Fee*	\$6.50	\$6.50	0.0%	\$6.50	\$6.50	0.0%
Capital Outlay Fee	<u>n/a</u>	<u>n/a</u>	n/a	<u>n/a</u>	<u>n/a</u>	n/a
Total	\$438.75	\$468.05	6.7%	\$486.90	\$491.75	1.0%

*\*Per semester charge.*

*Ph.D. in Health Related Sciences*

Mandatory Tuition and Fees

Tuition	\$376.85	\$401.30	6.5%	\$884.00	\$884.00	0.0%
University Fee	\$53.30	\$58.15	9.1%	\$53.30	\$58.15	9.1%
Technology Fee	\$2.10	\$2.10	0.0%	\$2.10	\$2.10	0.0%
Student Government Fee*	\$6.50	\$6.50	0.0%	\$6.50	\$6.50	0.0%
Capital Outlay Fee	n/a	n/a	n/a	\$5.00	\$7.00	40.0%
Program Fee**	<u>\$200.00</u>	<u>\$200.00</u>	0.0%	<u>\$200.00</u>	<u>\$200.00</u>	0.0%
Total	\$638.75	\$668.05	4.6%	\$1,150.90	\$1,157.75	0.6%

*\*Per semester charge.*

*\*\*Fee also assessed to nonmajors taking courses in the program.*



**Virginia Commonwealth University**  
**Typical Charges**  
**For Part-Time Students - Regular Session**  
**MCV Campus**  
**Per Credit Hour**

	Resident			Nonresident		
	2006-07	2007-08	% Chg.	2006-07	2007-08	% Chg.
<b><i>Nurse Anesthesia - Master of Science</i></b>						
Mandatory Tuition and Fees						
Tuition	\$456.60	\$486.35	6.5%	\$911.35	\$911.35	0.0%
University Fee	\$53.30	\$58.15	9.1%	\$53.30	\$58.15	9.1%
Technology Fee	\$2.10	\$2.10	0.0%	\$2.10	\$2.10	0.0%
Student Government Fee*	\$6.50	\$6.50	0.0%	\$6.50	\$6.50	0.0%
Capital Outlay Fee	<u>n/a</u>	<u>n/a</u>	n/a	<u>\$5.00</u>	<u>\$7.00</u>	40.0%
Total	\$518.50	\$553.10	6.7%	\$978.25	\$985.10	0.7%
<b><i>Doctor of Nurse Anesthesia Practice</i></b>						
Mandatory Tuition and Fees						
Tuition	n/a	\$486.35	n/a	n/a	\$911.35	n/a
University Fee	n/a	\$58.15	n/a	n/a	\$58.15	n/a
Technology Fee	n/a	\$2.10	n/a	n/a	\$2.10	n/a
Student Government Fee*	n/a	\$6.50	n/a	n/a	\$6.50	n/a
Capital Outlay Fee	n/a	n/a	n/a	n/a	\$7.00	n/a
Program Fee*	<u>n/a</u>	<u>\$200.00</u>	n/a	<u>n/a</u>	<u>\$200.00</u>	n/a
Total	n/a	\$753.10	n/a	n/a	\$1,185.10	n/a
<b><i>Patient Counseling</i></b>						
Mandatory Tuition and Fees						
Tuition	\$218.00	\$218.00	0.0%	\$645.00	\$645.00	0.0%
University Fee	\$53.30	\$58.15	9.1%	\$53.30	\$58.15	9.1%
Technology Fee	\$2.10	\$2.10	0.0%	\$2.10	\$2.10	0.0%
Student Government Fee*	\$6.50	\$6.50	0.0%	\$6.50	\$6.50	0.0%
Capital Outlay Fee	<u>n/a</u>	<u>n/a</u>	n/a	<u>\$5.00</u>	<u>\$7.00</u>	40.0%
Total	\$279.90	\$284.75	1.7%	\$711.90	\$718.75	1.0%
<b><i>*Per semester charge.</i></b>						
<b>School of Pharmacy (Graduate)</b>						
Tuition	\$376.85	\$401.30	6.5%	\$884.00	\$884.00	0.0%
University Fee	\$53.30	\$58.15	9.1%	\$53.30	\$58.15	9.1%
Student Government Fee*	\$6.50	\$6.50	0.0%	\$6.50	\$6.50	0.0%
Capital Outlay Fee	<u>n/a</u>	<u>n/a</u>	n/a	<u>\$5.00</u>	<u>\$5.00</u>	0.0%
Total	\$436.65	\$465.95	6.7%	\$948.80	\$953.65	0.5%
<b><i>*Per semester charge.</i></b>						

**Virginia Commonwealth University**  
**Typical Charges**  
**For Part-Time Students - Regular Session**  
**MCV Campus**  
**Per Credit Hour**

	Resident			Nonresident		
	2006-07	2007-08	% Chg.	2006-07	2007-08	% Chg.
<b><i>Pharmacy (PharmD Program)</i></b>						
Tuition	\$757.25	\$806.50	6.5%	\$1,313.00	\$1,313.00	0.0%
University Fee	\$53.30	\$58.15	9.1%	\$53.30	\$58.15	9.1%
Student Government Fee*	\$6.50	\$6.50	0.0%	\$6.50	\$6.50	0.0%
Capital Outlay Fee	n/a	n/a	n/a	\$5.00	\$7.00	40.0%
Pharmacy Technology Fee*	\$100.00	\$100.00	0.0%	\$100.00	\$100.00	0.0%
Clerkship/Practicum*	<u>\$100.00</u>	<u>\$100.00</u>	0.0%	<u>\$100.00</u>	<u>\$100.00</u>	0.0%
Total	\$1,017.05	\$1,071.15	5.3%	\$1,577.80	\$1,584.65	0.4%

*\*Per semester charge.*

***Pharmacy (Nontraditional PharmD)***

Tuition - Didactic Courses	\$570.50	\$570.50	0.0%	\$570.50	\$570.50	0.0%
Tuition - Clerkship	\$262.50	\$262.50	0.0%	\$262.50	\$262.50	0.0%
Pharmacy Technology Fee*	\$100.00	\$100.00	0.0%	\$100.00	\$100.00	0.0%
University Fee	\$0.00	\$0.00	0.0%	\$0.00	\$0.00	0.0%
Student Government Fee*	\$6.50	\$6.50	0.0%	\$6.50	\$6.50	0.0%
Capital Outlay Fee	<u>n/a</u>	<u>n/a</u>	n/a	<u>\$0.00</u>	<u>\$0.00</u>	0.0%
Total	\$939.50	\$939.50	0.0%	\$939.50	\$939.50	0.0%

*\*Per semester charge.*

**Notes:**

*(1) The rate for the didactic courses is based on 18 hours of study. The clerkship rate is based upon 30 hours of study.*

*(2) A \$55 Clerkship/Placement Fee applies to each semester that a student participates in a clerkship. The fee will not exceed \$110 over three sessions.*

*(3) There is a one-time Prior Experience Assessment Fee (\$225) that also applies to the Nontraditional PharmD program.*

**Virginia Commonwealth University**  
**Typical Summer Session - Full-Time Students**

	Resident			Nonresident		
	2006-07	2007-08	% Chg.	2006-07	2007-08	% Chg.
<b><i>Full-Time Undergraduates</i></b>						
<b>Monroe Park Campus</b>						
Tuition	\$2,113.80	\$2,241.00	6.0%	\$7,952.00	\$8,429.00	6.0%
University Fee	\$429.35	\$468.30	9.1%	\$429.35	\$468.30	9.1%
Technology Fee	\$13.65	\$13.65	0.0%	\$13.65	\$13.65	0.0%
Student Activity Fee	\$14.25	\$14.25	0.0%	\$14.25	\$14.25	0.0%
Capital Outlay Fee	<u>n/a</u>	<u>n/a</u>	n/a	<u>\$60.00</u>	<u>\$84.00</u>	40.0%
Total	\$2,571.05	\$2,737.20	6.5%	\$8,469.25	\$9,009.20	6.4%
<b>School of Engineering</b>						
Tuition	\$2,530.20	\$2,932.00	15.9%	\$8,202.00	\$8,944.00	9.0%
University Fee	\$429.35	\$468.30	9.1%	\$429.35	\$468.30	9.1%
Technology Fee	\$13.65	\$13.65	0.0%	\$13.65	\$13.65	0.0%
Student Activity Fee	\$14.25	\$14.25	0.0%	\$14.25	\$14.25	0.0%
Capital Outlay Fee	<u>n/a</u>	<u>n/a</u>	n/a	<u>\$60.00</u>	<u>\$84.00</u>	40.0%
Total	\$2,987.45	\$3,428.20	14.8%	\$8,719.25	\$9,524.20	9.2%
<b>MCV Campus</b>						
Tuition	\$2,113.80	\$2,241.00	6.0%	\$7,952.00	\$8,429.00	6.0%
University Fee	\$429.35	\$468.30	9.1%	\$429.35	\$468.30	9.1%
Technology Fee	\$13.65	\$13.65	0.0%	\$13.65	\$13.65	0.0%
Student Government Fee	\$11.50	\$11.50	0.0%	\$11.50	\$11.50	0.0%
Capital Outlay Fee	<u>n/a</u>	<u>n/a</u>	n/a	<u>\$60.00</u>	<u>\$84.00</u>	40.0%
Total	\$2,568.30	\$2,734.45	6.5%	\$8,466.50	\$9,006.45	6.4%
<b><i>Full-Time Graduate Students</i></b>						
<b>Monroe Park Campus</b>						
Tuition	\$3,393.00	\$3,612.00	6.5%	\$7,952.00	\$7,952.00	0.0%
University Fee	\$429.35	\$468.30	9.1%	\$429.35	\$468.30	9.1%
Technology Fee	\$13.65	\$13.65	0.0%	\$13.65	\$13.65	0.0%
Student Activity Fee	\$14.25	\$14.25	0.0%	\$14.25	\$14.25	0.0%
Capital Outlay Fee	<u>n/a</u>	<u>n/a</u>	n/a	<u>\$60.00</u>	<u>\$84.00</u>	40.0%
Total	\$3,850.25	\$4,108.20	6.7%	\$8,469.25	\$8,532.20	0.7%

**Virginia Commonwealth University**  
**Typical Summer Session - Full-Time Students**

	Resident			Nonresident		
	2006-07	2007-08	% Chg.	2006-07	2007-08	% Chg.
<b><i>Full-Time Graduate Students</i></b>						
<b>MCV Campus</b>						
Tuition	\$3,393.00	\$3,612.00	6.5%	\$7,952.00	\$7,952.00	0.0%
University Fee	\$429.35	\$468.30	9.1%	\$429.35	\$468.30	9.1%
Technology Fee	\$13.65	\$13.65	0.0%	\$13.65	\$13.65	0.0%
Student Government Fee	\$11.50	\$11.50	0.0%	\$11.50	\$11.50	0.0%
Capital Outlay Fee	<u>n/a</u>	<u>n/a</u>	n/a	<u>\$60.00</u>	<u>\$84.00</u>	40.0%
Total	\$3,847.50	\$4,105.45	6.7%	\$8,466.50	\$8,529.45	0.7%
<b><i>Patient Counseling</i></b>						
Tuition	\$546.00	\$546.00	0.0%	\$1,137.00	\$1,137.00	0.0%
University Fee	\$429.35	\$468.30	9.1%	\$429.35	\$468.30	9.1%
Technology Fee	\$13.65	\$13.65	0.0%	\$13.65	\$13.65	0.0%
Student Government Fee	\$11.50	\$11.50	0.0%	\$11.50	\$11.50	0.0%
Capital Outlay Fee	<u>n/a</u>	<u>n/a</u>	n/a	<u>\$60.00</u>	<u>\$84.00</u>	40.0%
Total	\$1,000.50	\$1,039.45	3.9%	\$1,651.50	\$1,714.45	3.8%
<b><i>Full-Time Undergraduates</i></b>						
<b>Off-Campus</b>						
Tuition	\$2,113.80	\$2,241.00	6.0%	\$7,952.00	\$8,429.00	6.0%
University Fee	\$0.00	\$0.00	n/a	\$0.00	\$0.00	n/a
Technology Fee	\$13.65	\$13.65	0.0%	\$13.65	\$13.65	0.0%
Student Activity Fee	\$0.00	\$0.00	n/a	\$0.00	\$0.00	n/a
Capital Outlay Fee	<u>n/a</u>	<u>n/a</u>	n/a	<u>\$0.00</u>	<u>\$0.00</u>	n/a
Total	\$2,127.45	\$2,254.65	6.0%	\$7,965.65	\$8,442.65	6.0%
<b><i>Full-Time Graduate Students</i></b>						
<b>Off-Campus</b>						
Tuition	\$3,393.00	\$3,612.00	6.5%	\$7,952.00	\$7,952.00	0.0%
University Fee	\$0.00	\$0.00	n/a	\$0.00	\$0.00	n/a
Technology Fee	\$13.65	\$13.65	0.0%	\$13.65	\$13.65	0.0%
Student Activity/Gov't Fee	\$0.00	\$0.00	n/a	\$0.00	\$0.00	n/a
Capital Outlay Fee	<u>n/a</u>	<u>n/a</u>	n/a	<u>\$0.00</u>	<u>\$0.00</u>	n/a
Total	\$3,406.65	\$3,625.65	6.4%	\$7,965.65	\$7,965.65	0.0%

**Virginia Commonwealth University**  
**Typical Summer Session & Holiday Intersession for Part-Time Students (1)**  
**Per Credit Hour Rates**

	Resident			Nonresident		
	2006-07	2007-08	% Chg.	2006-07	2007-08	% Chg.
<b><i>Undergraduate Students</i></b>						
<b>Monroe Park Campus</b>						
Tuition	\$176.15	\$186.75	6.0%	\$663.00	\$702.50	6.0%
University Fee	\$34.55	\$37.70	9.1%	\$34.55	\$37.70	9.1%
Technology Fee	\$2.10	\$2.10	0.0%	\$2.10	\$2.10	0.0%
Student Activity Fee	\$1.20	\$1.20	0.0%	\$1.20	\$1.20	0.0%
Capital Outlay Fee	<u>n/a</u>	<u>n/a</u>	n/a	<u>\$5.00</u>	<u>\$7.00</u>	40.0%
Total	\$214.00	\$227.75	6.4%	\$705.85	\$750.50	6.3%
<b><i>School of Engineering</i></b>						
Tuition	\$210.85	\$244.35	15.9%	\$683.50	\$745.35	9.0%
University Fee	\$34.55	\$37.70	9.1%	\$34.55	\$37.70	9.1%
Technology Fee	\$2.10	\$2.10	0.0%	\$2.10	\$2.10	0.0%
Student Activity Fee	\$1.20	\$1.20	0.0%	\$1.20	\$1.20	0.0%
Capital Outlay Fee	<u>n/a</u>	<u>n/a</u>	n/a	<u>\$5.00</u>	<u>\$7.00</u>	40.0%
Total	\$248.70	\$285.35	14.7%	\$726.35	\$793.35	9.2%
<b>MCV Campus</b>						
Tuition	\$176.15	\$186.75	6.0%	\$663.00	\$702.50	6.0%
University Fee	\$34.55	\$37.70	9.1%	\$34.55	\$37.70	9.1%
Technology Fee	\$2.10	\$2.10	0.0%	\$2.10	\$2.10	0.0%
Student Government Fee*	\$6.50	\$6.50	0.0%	\$6.50	\$6.50	0.0%
Capital Outlay Fee	<u>n/a</u>	<u>n/a</u>	n/a	<u>\$5.00</u>	<u>\$7.00</u>	40.0%
Total	\$219.30	\$233.05	6.3%	\$711.15	\$755.80	6.3%
<b>* Total summer session</b>						
<b><i>Graduate Students</i></b>						
<b>Monroe Park Campus</b>						
Tuition	\$376.85	\$401.30	6.5%	\$884.00	\$884.00	0.0%
University Fee	\$34.55	\$37.70	9.1%	\$34.55	\$37.70	9.1%
Technology Fee	\$2.10	\$2.10	0.0%	\$2.10	\$2.10	0.0%
Student Activity Fee	\$1.20	\$1.20	0.0%	\$1.20	\$1.20	0.0%
Capital Outlay Fee	<u>n/a</u>	<u>n/a</u>	n/a	<u>\$5.00</u>	<u>\$7.00</u>	40.0%
Total	\$414.70	\$442.30	6.7%	\$926.85	\$932.00	0.6%

(1) For the Holiday Intersession, only the per credit hour tuition rate is charged. No fees are charged.

**Virginia Commonwealth University**  
**Typical Summer Session & Holiday Intersession for Part-Time Students (1)**  
**Per Credit Hour Rates**

	Resident			Nonresident		
	2006-07	2007-08	% Chg.	2006-07	2007-08	% Chg.

**VCU SportsCenter Program  
(Graduate)**

Tuition and Fees* - on-campus	\$515.00	\$535.00	3.9%	\$515.00	\$535.00	3.9%
Tuition and Fees* - off-campus	\$470.00	\$490.00	4.3%	\$470.00	\$490.00	4.3%

*\*Includes mandatory fees.*

*In addition, the SportsCenter also charges a \$200 per credit hour fee for special certification courses administered through the Office of the Provost.*

**MCV Campus**

Tuition	\$376.85	\$401.30	6.5%	\$884.00	\$884.00	0.0%
University Fee	\$34.55	\$37.70	9.1%	\$34.55	\$37.70	9.1%
Technology Fee	\$2.10	\$2.10	0.0%	\$2.10	\$2.10	0.0%
Student Government Fee*	\$6.50	\$6.50	0.0%	\$6.50	\$6.50	0.0%
Capital Outlay Fee	<u>n/a</u>	<u>n/a</u>	n/a	<u>\$5.00</u>	<u>\$7.00</u>	40.0%
Total	\$420.00	\$447.60	6.6%	\$932.15	\$937.30	0.6%

*\* total summer session*

**Off-Campus Undergraduate  
Students**

Tuition	\$176.15	\$186.75	6.0%	\$663.00	\$702.50	6.0%
University Fee	\$0.00	\$0.00	n/a	\$0.00	\$0.00	n/a
Technology Fee	\$2.10	\$2.10	0.0%	\$2.10	\$2.10	0.0%
Student Activity/Gov't Fee	\$0.00	\$0.00	n/a	\$0.00	\$0.00	n/a
Capital Outlay Fee	<u>n/a</u>	<u>n/a</u>	n/a	<u>\$0.00</u>	<u>\$0.00</u>	n/a
Total	\$178.25	\$188.85	5.9%	\$665.10	\$704.60	5.9%

**Off-Campus Graduate Students**

Tuition	\$376.85	\$401.30	6.5%	\$884.00	\$884.00	0.0%
University Fee	\$0.00	\$0.00	n/a	\$0.00	\$0.00	n/a
Technology Fee	\$2.10	\$2.10	0.0%	\$2.10	\$2.10	0.0%
Student Activity/Gov't Fee	\$0.00	\$0.00	n/a	\$0.00	\$0.00	n/a
Capital Outlay Fee	<u>n/a</u>	<u>n/a</u>	n/a	<u>\$0.00</u>	<u>\$0.00</u>	n/a
Total	\$378.95	\$403.40	6.5%	\$886.10	\$886.10	0.0%

*(1) For the Holiday Intersession, only the per credit hour tuition rate is charged. No fees are charged.*

**Virginia Commonwealth University**  
**Typical Summer Session & Holiday Intersession for Part-Time Students <sup>(1)</sup>**  
**Per Credit Hour Rates**

	Resident			Nonresident		
	2006-07	2007-08	% Chg.	2006-07	2007-08	% Chg.
<b><i>Off-Campus Graduate Certification Courses</i></b>						
Tuition	\$176.15	\$186.75	6.0%	\$663.00	\$702.50	6.0%
University Fee	\$0.00	\$0.00	n/a	\$0.00	\$0.00	n/a
Technology Fee	\$2.10	\$2.10	0.0%	\$2.10	\$2.10	0.0%
Student Activity/Gov't Fee	\$0.00	\$0.00	n/a	\$0.00	\$0.00	n/a
Capital Outlay Fee	<u>n/a</u>	<u>n/a</u>	n/a	<u>\$0.00</u>	<u>\$0.00</u>	n/a
Total	\$178.25	\$188.85	5.9%	\$665.10	\$704.60	5.9%
<b><i>Summer Study Abroad</i></b>						
<b>Undergraduate</b>						
Tuition	\$176.15	\$187.60	6.5%	\$398.00	\$398.00	0.0%
Technology Fee	<u>\$2.10</u>	<u>\$2.10</u>	0.0%	<u>\$2.10</u>	<u>\$2.10</u>	0.0%
Total*	\$178.25	\$189.70	6.4%	\$400.10	\$400.10	0.0%
<b>Graduate</b>						
Tuition	\$376.85	\$401.30	6.5%	\$530.00	\$530.00	0.0%
Technology Fee	<u>\$2.10</u>	<u>\$2.10</u>	0.0%	<u>\$2.10</u>	<u>\$2.10</u>	0.0%
Total*	\$378.95	\$403.40	6.5%	\$532.10	\$532.10	0.0%

*\*In addition to the tuition and fee charges identified above, students participating in the Summer Study Abroad Program also pay specific program fees that vary by destination. The program fees may include airfare, ground transportation, housing, food, activities, and other charges.*

*(1) For the Holiday Intersession, only the per credit hour tuition rate is charged. No fees are charged.*

**Virginia Commonwealth University  
Miscellaneous Fees**

	Resident			Nonresident		
	2006-07	2007-08	% Chg.	2006-07	2007-08	% Chg.
Undergraduate Application Fee/On Paper (1)	\$40.00	\$40.00	0.0%	\$40.00	\$40.00	0.0%
Undergraduate Application Fee/On-line (1)	\$30.00	\$30.00	0.0%	\$30.00	\$30.00	0.0%
Graduate Application Fee (2)	\$50.00	\$50.00	0.0%	\$50.00	\$50.00	0.0%
Admission Deposit (Freshmen)	\$100.00	\$100.00	0.0%	\$100.00	\$100.00	0.0%
Admission Deposit - School of Nursing (3)	\$250.00	\$250.00	0.0%	\$250.00	\$250.00	0.0%
STAR Program Fee	\$40.00	\$40.00	0.0%	\$40.00	\$40.00	0.0%
STARry Nights Program Fee	\$55.00	\$55.00	0.0%	\$55.00	\$55.00	0.0%
Installment Payment Plan Fee	\$25.00	\$25.00	0.0%	\$25.00	\$25.00	0.0%
International Programs - H-1-B Visa processing	\$500.00	\$500.00	0.0%	\$500.00	\$500.00	0.0%
Late Fee (on unpaid balances) (4)	\$100.00	\$100.00	0.0%	\$100.00	\$100.00	0.0%
Student Transcript Fee (per request) (5)	\$5.00	\$5.00	0.0%	\$5.00	\$5.00	0.0%
Alumni Transcript Fee - School of Medicine (per request) (6)	\$5.00	\$5.00	0.0%	\$5.00	\$5.00	0.0%

(1) *The President may waive the application fee for selected student groups.*

(2) *Fee also applies to international students.*

(3) *School of Nursing Admission Deposit applies to both undergraduate and graduate nursing students.*

(4) *\$100 or 10% of outstanding balance, whichever is less.*

(5) *Fee of \$5 per official transcript. First three transcripts are free-of-charge.*

(6) *Fee of \$5 per official transcript requested by School of Medicine alumni.*

### **Course Overload Fee**

*In addition to the tuition charges identified herein, full-time undergraduate students are also charged at the part-time per credit hour rate for each additional hour exceeding 18 credit hours per semester in which the student is enrolled. Full-time graduate students are also charged at the part-time per credit hour rate for each additional hour exceeding 15 credit hours per semester in which the student is enrolled.*

*See the schedule of part-time student charges for per credit hour rates. Students enrolled in overload courses are charged the additional per credit hour amount for tuition. The overload fee does not apply to students in first professional programs or other programs which specifically require the student to enroll in courses that exceed the applicable maximum number of credit hours.*

### **Other Charges**

*In addition to the tuition and fee charges identified herein, the President or his designee(s) may set tuition and fee charges for courses offered by the University. These rates shall be consistent with the University's mission, the overall tuition and fee schedule, and state requirements.*



**Virginia Commonwealth University  
Special Course and Program Fees**

	Resident			Nonresident		
	2006-07	2007-08	% Chg.	2006-07	2007-08	% Chg.
<b>Special Course/Program Fees</b>						
School of Medicine - Quantitative Physiology	\$25.00	\$25.00	0.0%	\$25.00	\$25.00	0.0%
Science Laboratory Fee for Chemistry, Biology, Forensic Sciences 1xx and 2xx level courses*	\$35.00	\$35.00	0.0%	\$35.00	\$35.00	0.0%
Science Laboratory Fee for Chemistry, Biology, Forensic Sciences 3xx and 4xx level courses*	\$35.00	\$35.00	0.0%	\$35.00	\$35.00	0.0%
Science Laboratory Fee for Forensic Science for 6xx level courses*	\$50.00	\$50.00	0.0%	\$50.00	\$50.00	0.0%
School of Engineering Instructional Lab Fee	\$35.00	\$35.00	0.0%	\$35.00	\$35.00	0.0%
Foreign Language Laboratory Fee (per credit hr.)	\$6.00	\$6.00	0.0%	\$6.00	\$6.00	0.0%
Student Teaching Internship Fee (1)	\$50.00	\$50.00	0.0%	\$50.00	\$50.00	0.0%
Athletic Training Laboratory Fee	\$50.00	\$50.00	0.0%	\$50.00	\$50.00	0.0%
Credit by Examination (2)	\$30.00	\$30.00	0.0%	\$30.00	\$30.00	0.0%
Off-Site MBA (3)	\$50.00	\$50.00	0.0%	\$50.00	\$50.00	0.0%
Cooperative Education Fee						
Full-Time	\$70.00	\$70.00	0.0%	\$70.00	\$70.00	0.0%
Part-Time	\$35.00	\$35.00	0.0%	\$35.00	\$35.00	0.0%
English Language Program (4)						
For Non-Native English Speakers						
Eight Week Course (2 to 3 hrs per week)	\$240.00	\$275.00	14.6%	\$240.00	\$275.00	14.6%
Eight Week Course (4 to 5 hrs per week)	\$350.00	\$375.00	7.1%	\$350.00	\$375.00	7.1%
Semester Course (2 to 3 hrs per week)	n/a	\$550.00	n/a	n/a	\$550.00	n/a
Semester Course (4 to 5 hrs per week)	n/a	\$750.00	n/a	n/a	\$750.00	n/a
Application Fee	\$35.00	\$50.00	42.9%	\$35.00	\$50.00	42.9%
Placement Test Fee	\$45.00	\$100.00	122.2%	\$45.00	\$100.00	122.2%
Administrative Support Fee (5)	n/a	n/a	n/a	\$200.00	\$200.00	0.0%
VCU Police Academy (6)	n/a	\$2,000.00	n/a	n/a	\$2,000.00	n/a
GRTC Fee (7)	\$50.00	\$50.00	0.0%	\$50.00	\$50.00	0.0%

*\*Per course charge.*

*(1) Fee applies to graduate students only.*

*(2) Per credit hour charge for undergraduate students who seek to receive course credit by examination.*

*(3) Students enrolled in the MBA program at off-site locations pay a fee of \$50 per course in addition to the regular graduate level tuition.*

*(4) The President or his designee(s) may set charges for courses offered by International Programs that involve contracting with third party sponsors to support the needs of the sponsored students.*

*(5) Fee assessed to non-native, international embassy-sponsored students.*

*(6) Fee covers a 15-week, non-degree credit training session for criminal justice students.*

*(7) Per semester charge.*

**Virginia Commonwealth University  
Student Housing Rates**

	<b>2006-07 Charges</b>			<b>2007-08 Charges</b>			<b>Increases from 2006-07</b>	
	<b>Room Rate</b>	<b>Communications Fee*</b>	<b>Total</b>	<b>Room Rate</b>	<b>Communications Fee*</b>	<b>Total</b>	<b>Amount</b>	<b>Percent</b>
<b><u>MCV Campus:</u></b>								
<b><i>Cabaniss</i></b>								
Double	\$3,808	\$319	\$4,127	\$4,008	\$335	\$4,343	\$216	5.2%
<b><i>Bear, Rudd, Warner &amp; McRae</i></b>								
Single	\$5,262	\$319	\$5,581	\$5,538	\$335	\$5,873	\$292	5.2%
<b><u>Monroe Park Campus:</u></b>								
<b><i>Rhoads</i></b>								
Triple (3 occupants)	\$3,534	\$319	\$3,853	\$3,720	\$335	\$4,055	\$202	5.2%
Triple (2 occupants)	\$4,376	\$319	\$4,695	\$4,606	\$335	\$4,941	\$246	5.2%
Double	\$3,856	\$319	\$4,175	\$4,058	\$335	\$4,393	\$218	5.2%
<b><i>Johnson Hall</i></b>								
Triple (3 occupants)	\$3,488	\$319	\$3,807	\$3,672	\$335	\$4,007	\$200	5.3%
Triple (2 occupants)	\$4,326	\$319	\$4,645	\$4,554	\$335	\$4,889	\$244	5.3%
Double	\$3,808	\$319	\$4,127	\$4,008	\$335	\$4,343	\$216	5.2%
Single-Small	\$4,362	\$319	\$4,681	\$4,592	\$335	\$4,927	\$246	5.3%
<b><i>Gladding, Phase I</i></b>								
Double	\$4,350	\$319	\$4,669	\$4,580	\$335	\$4,915	\$246	5.3%
Single	\$5,166	\$319	\$5,485	\$5,438	\$335	\$5,773	\$288	5.3%
<b><i>Gladding, Phase II</i></b>								
Double	\$3,954	\$319	\$4,273	\$4,162	\$335	\$4,497	\$224	5.2%
<b><i>Gladding, Phase III</i></b>								
Double	\$4,658	\$319	\$4,977	\$4,904	\$335	\$5,239	\$262	5.3%
Single (2 bedroom)	\$5,542	\$319	\$5,861	\$5,834	\$335	\$6,169	\$308	5.3%
Single (4 bedroom)	\$5,210	\$319	\$5,529	\$5,484	\$335	\$5,819	\$290	5.2%
<b><i>Brandt Hall</i></b>								
Double	\$4,890	\$319	\$5,209	\$5,146	\$335	\$5,481	\$272	5.2%
<b><i>West Grace Street Housing</i></b>								
Single (2 bedroom)	\$5,490	\$319	\$5,809	\$5,780	\$335	\$6,115	\$306	5.3%
<b><i>RAMZ Hall (12 month)</i></b>								
Single (2 bedroom)	\$6,910	\$397	\$7,307	\$7,274	\$424	\$7,698	\$391	5.4%
<b><i>Capital Garage Apartments</i></b>								
Double (910 sq ft)	\$4,440	n/a	\$4,440	\$4,674	n/a	\$4,674	\$234	5.3%
Double (925 sq ft)	\$4,540	n/a	\$4,540	\$4,780	n/a	\$4,780	\$240	5.3%
Double (1040 sq ft)	\$4,640	n/a	\$4,640	\$4,884	n/a	\$4,884	\$244	5.3%
Double (1420 sq ft)	\$4,820	n/a	\$4,820	\$5,074	n/a	\$5,074	\$254	5.3%
<b><u>Other Housing Rates - Approved by the VCU Real Estate Foundation</u></b>								
<b><i>Ackell Residence Center (12 month)</i></b>								
Two Bedroom Single**	\$7,494	\$397	\$7,891	\$7,888	\$424	\$8,312	\$421	5.3%
Four Bedroom Single**	\$6,696	\$397	\$7,093	\$7,048	\$424	\$7,472	\$379	5.3%
<b><i>Broad &amp; Belvidere Apartments (12 month)</i></b>								
Single (2 bedroom)	\$6,978	\$397	\$7,375	\$7,344	\$424	\$7,768	\$393	5.3%
Single (4 bedroom)	\$6,182	\$397	\$6,579	\$6,506	\$424	\$6,930	\$351	5.3%

\*The communications fee includes telecommunications and cable TV.

\*\*Includes charge for University Parking.

**Virginia Commonwealth University  
Board Plan Rates**

<b>Meal Plan Options</b>	<b>Historical Rates</b>		<b>2007-08 Rate Increases</b>	
	<b>2005-06</b>	<b>2006-07</b>	<b>Rates</b>	<b>% Chg.</b>
300 Block Plan w/ \$100 per semester*	\$3,140	\$3,200	\$3,290	2.8%
250 Block Plan w/ \$175 per semester*	\$2,940	\$2,990	\$3,070	2.7%
200 Block Plan w/ \$300 per semester*	\$2,940	\$2,990	\$3,070	2.7%
150 Block Plan w/ \$105 per semester	\$1,980	\$2,022	\$2,076	2.7%
100 Block Plan w/ \$75 per semester	\$1,350	\$1,380	\$1,420	2.9%
50 Meal Plan w/ \$75 per semester	\$800	\$820	\$840	2.4%
25 Block Plan w/ \$75 per semester	\$490	\$500	\$510	2.0%
5 Block Plan w/ \$150 per semester	\$370	\$370	\$380	2.7%

\*All students residing in University Housing, other than graduate students or VCU apartment residents, are required to purchase a residential dining plan. Residential dining plans are indicated above with an asterisk.

**Virginia Commonwealth University  
Student Parking Rates**

<b>Parking Options</b>	<b>Historical Rates</b>		<b>2007-08</b>	
	<b>2005-06</b>	<b>2006-07</b>	<b>Rate Increases Rates</b>	<b>% Chg.</b>
<b><i>Per Semester:</i></b>				
<b>Monroe Park Campus</b>				
Student Commuters - All decks and on-campus lots	\$150.00	\$155.00	\$160.00	3.2%
Student Commuters - Off-campus lots	\$111.00	\$115.00	\$118.00	2.6%
Student Residential - All decks and on-campus lots	\$228.00	\$245.00	\$252.00	2.9%
Student Residential - All decks - 12-month lease	n/a	\$275.00	\$283.00	2.9%
<b>MCV Campus</b>				
Student Commuters - All decks and on-campus lots	\$150.00	\$155.00	\$160.00	3.2%
Student Commuters - Off-campus lots	\$111.00	\$115.00	\$118.00	2.6%
Student Residential - All decks and on-campus lots	\$228.00	\$245.00	\$252.00	2.9%
<b>Evening Student Decals</b>				
EV Decal - Lot parking from 3:30 to 2:00 a.m.	\$30.00	\$30.00	\$30.00	0.0%
EV Plus Decal - Same as EV plus parking decks	\$60.00	\$60.00	\$60.00	0.0%
<b><i>Daily Rates for Students - All Lots</i></b>	<b>\$3.25</b>	<b>\$3.25</b>	<b>\$3.50</b>	<b>7.7%</b>

**Virginia Commonwealth University**  
**School of the Arts**  
**Instructional Support Fees for 2007-08**

<b>Department</b>	<b>Specific Instructional Course Fees</b>	<b>All Other Instructional Course Fees</b>
<b>Art Education</b>	ARTE 121 = \$30.00 ARTE 409 = \$30.00 ARTE 122 = \$30.00 ARTE 450 = \$30.00 ARTE 250 = \$30.00 ARTE 491 = \$30.00 ARTE 301 = \$30.00 ARTE 501 = \$30.00 ARTE 302 = \$30.00 ARTE 502 = \$30.00 ARTE 310 = \$30.00 ARTE 508 = \$30.00 ARTE 311 = \$30.00 ARTE 509 = \$30.00 ARTE 353 = \$30.00 ARTE 520 = \$30.00 ARTE 401 = \$30.00 ARTE 550 = \$30.00 ARTE 402 = \$30.00 ARTE 553 = \$30.00 ARTE 404 = \$30.00 ARTE 591 = \$30.00 ARTE 408 = \$30.00 ARTE 600 = \$30.00 ARTE 601 = \$30.00 ARTE 611 = \$30.00 ARTE 612 = \$30.00 ARTE 652 = \$30.00 ARTE 665 = \$30.00 ARTE 670 = \$30.00 ARTE 680 = \$30.00 ARTE 690 = \$30.00	
<b>Art Foundation</b>	N/A	All ARTF courses = \$27.00 per course
<b>Art History</b>	ARH 270 = \$25.00 ARH 271 = \$25.00 ARH 469 = \$15.00 ARH 474 = \$25.00 ARH 581 = \$25.00 ARH 582 = \$15.00 ARH 583 = \$15.00	All other ARH courses = \$12.00
<b>Communication Arts</b>	COAR 201 = \$75.00	All other COAR courses = \$43.00
<b>Crafts</b>	CRA 362 = \$45.00 CRA 364 = \$45.00 CRA 367 = \$45.00 CRA 368 = \$45.00 CRA 369 = \$45.00 CRA 461 = \$45.00 CRA 261 = \$45.00 CRA 462 = \$45.00 CRA 262 = \$45.00 CRA 463 = \$45.00 CRA 361 = \$45.00 CRA 464 = \$45.00 CRAF 251 = \$100.00 CRAF 241 = \$90.00 CRAF 252 = \$100.00 CRAF 242 = \$90.00 CRAF 351 = \$100.00 CRAF 341 = \$90.00 CRAF 352 = \$100.00 CRAF 342 = \$90.00 CRAF 451 = \$100.00 CRAF 441 = \$90.00 CRAF 452 = \$100.00 CRAF 442 = \$90.00 CRAF 455 = \$100.00 CRAF 445 = \$90.00 CRAF 456 = \$100.00 CRAF 446 = \$90.00 CRAF 459 = \$100.00 CRAF 447 = \$90.00 CRAF 448 = \$90.00 CRAF 449 = \$90.00	All other CRA courses = \$65.00

**Virginia Commonwealth University  
School of the Arts  
Instructional Support Fees for 2007-08**

<b>Department</b>	<b>Specific Instructional Course Fees</b>	<b>All Other Instructional Course Fees</b>
<b>Crafts (cont'd)</b>	CRAF 651 = \$100.00    CRAF 548 = \$90.00 CRAF 549 = \$90.00    CRAF 547 = \$90.00 CRAF 641 = \$90.00    CRAF 661 = \$45.00	
<b>Dance &amp; Choreography</b>	N/A	All DAN courses = \$30.00
<b>Fashion Design &amp; Merchandising</b>	N/A	All FDES courses = \$30.00
<b>Graphic Design</b>	N/A	All GDES courses = \$43.00
<b>Interior Design</b>	N/A	All IDES courses = \$30.00
<b>Kinetic Imaging</b>	KINE 234 = \$60.00	All other KINE courses = \$43.00
<b>Painting &amp; Printmaking</b>	N/A	All PAPR courses = \$30.00
<b>Photography &amp; Film</b>	N/A	All Photography courses = \$35.00
<b>Sculpture</b>	N/A	All SCU courses = \$35.00
<b>Theatre</b>	N/A	All THEA courses = \$30.00
<b>Music</b>	APPM 181 = \$30.00    APPM 185 = \$30.00 APPM 183 = \$30.00    APPM 187 = \$30.00 APPM 184 = \$30.00    APPM 195 = \$30.00	

**Virginia Commonwealth University**  
**School of the Arts**  
**Special Course Fees for 2007-08**  
**(paid by nonmajors)**

<b>Department</b>	<b>Special Course Fee</b>
Art Education (ARTE)	\$15.00
Art Foundation (ARTF)	\$13.00
Art History (ARTH)	\$10.00
Crafts (CRAF)	\$25.00
Dance & Choreography (DANC)	\$5.00
Painting & Printmaking (PAPR)	\$14.00
Photography (PHTO)	\$24.00
Sculpture (SCPT)	\$10.00

# Virginia Commonwealth University

## Glossary of Student Fees

***Advanced Dental Education Fee:*** This fee is assessed to post-DDS students, and the revenues are used to offset post-DDS program training costs.

***Arts Majors Fee:*** This is a non-refundable, required, comprehensive fee charged to all full- and part-time School of the Arts majors. The revenues are prorated to the individual Arts departments, resulting in a rebate to the students through materials, services, and/or equipment.

***Arts Instructional Support Fee:*** This fee is charged to students enrolling in specific courses offered through the School of the Arts. Revenue from the fee is used to support course instructional costs in the School of the Arts.

***Arts Special Course Fee:*** This fee is charged to non-art major students who enroll in art courses. Revenues from the fee are used to fund programs within the School of the Arts.

***Board Plans:*** Students who live in University residence halls are required to purchase a weekly meal plan. The only exceptions are pharmacy students, graduate students, and students living in University housing with full kitchens. Students may choose from several different plans for the Fall, Spring, and Summer terms. Board plans are also offered to commuter students, faculty, and staff. Costs vary according to each plan.

***Business Differential Fee:*** This is a refundable, per credit hour fee charged to all students (regardless of their major) taking upper and graduate level business courses. The revenues from this fee are used to upgrade computer laboratories, multimedia laboratories, technology, software, and to provide other instructional enhancements for business students.

***Capital Outlay Fee:*** This is a mandatory fee assessed to all on-campus nonresident students. As required by the State Appropriation Act, revenue from the fee is used to reimburse the Virginia College Building Authority for a portion of the debt service costs attributable to nonresident students on bonds issued under the 21<sup>st</sup> Century Program. In addition, revenue from this fee is used to reimburse the State Treasury Board for costs attributable to nonresident students for the debt service on bond issues used to finance equipment purchases through the Higher Education Equipment Trust Fund (HEETF).

***Cooperative Education Fee:*** This is a non-refundable fee charged to all students for each term they are placed in Cooperative Education positions.

***Course Overload Fee:*** This is a per credit hour fee for undergraduate students enrolled in more than 18 credit hours and for graduate students enrolled in more than 15 credit



hours per semester. The overload tuition fee does not apply to first professional programs or other programs that specifically require the student to exceed the applicable maximum number of credit hours.

***Credit by Examination Fee:*** This fee is a per credit hour charge for undergraduate students who seek to receive course credit by examination.

***Dental Hygiene Instrument Fees:*** These are non-refundable, flat fees charged to dental hygiene students for instrument rental and instrument purchase. The fees collected are used to support the purchase, distribution, sterilization, and storage of all clinical equipment in the dental hygiene program.

***Dental Instrument Fees:*** These are non-refundable, flat fees charged to dentistry students for instrument rental and instrument purchase. The fees collected are used to support the purchase, distribution, sterilization, and storage of all clinical equipment in the dental education program.

***English Language Program:*** Fees are assigned to each student taking individual English language program classes and for application and placement test registration. All revenues are used to support the program. Specific fees include the course fee, application fee, placement test fee, and administrative support fee.

***Foreign Language Lab Fee:*** This is a refundable, per credit hour fee charged to students enrolled in selected foreign language courses. Revenues are used to defray the language-learning laboratory.

***GRTC Transit Pass:*** This is a non-refundable fee that enables any full-time student to ride a GRTC bus along any of its routes by showing their VCUCard and GRTC Student Transit Pass.

***H-1-B Visa Processing Fee:*** This is a one-time fee charged to non-U.S. citizens wanting to work at VCU. Revenues are used to support the Immigration Services unit and the Office of International Education.

***Health Administration Executive Masters' Program Fee:*** This is a non-refundable fee charged to all Health Administration Executive Masters' Program students. The fees are used to cover costs associated with program administration. Non-majors taking courses are assessed a per credit hour charge equal to that paid by majors in the program.

***Health Service Fee:*** This is a non-refundable, required fee for all full-time students on both campuses. Part-time students may participate on an optional basis but must pay the full fee. The health service fee covers unlimited visits to University Student Health Services for the diagnosis and treatment of acute and chronic illnesses. The student health fee does not cover accidental injury and hospitalization. Fee revenues are used to cover operating costs for University Student Health Services.

***Installment Payment Plan Fee:*** This is a non-refundable fee assessed to any student who elects to participate in the University Installment Payment Plan. To participate, the student must have current tuition, fees, dormitory, and board charges of \$100 or greater. The plan distributes the costs for a term into four equal installments. The plan is offered during the Fall and Spring terms only.

***Late Payment Fee (on unpaid balances):*** This fee is assessed to any student whose payment for tuition and fees is not received by the established deadline for each term.

***Medical Electives Program Fee:*** This fee is assessed to students from other medical schools applying for electives at the School of Medicine. The revenue is used for medical student scholarship support and to offset operating costs directly related to medical electives.

***Medical School Student Government Fee:*** This is a non-refundable, required fee for all full-time first professional students and students enrolled in the MD/PhD and MD/MHA programs. This fee is in addition to the student government fee and funds an expanded student orientation, a student newsletter, and other events of student interest for the School of Medicine.

***Off-Site MBA Fee:*** This is a non-refundable fee charged to all off-site MBA students in addition to the regular graduate tuition. The fee is used to cover expenses associated with the off-site location.

***Ph.D. in Health Related Science Program Fee:*** This is a non-refundable fee charged to all students in the PhD program. The fees are used to cover costs associated with program administration. Non-majors taking courses are assessed a per credit hour charge equal to that paid by majors.

***Pharmacy Clerkship/Practicum Fee:*** This is a non-refundable, required fee for all Pharmacy Doctoral students enrolled in the School of Pharmacy. The revenues offset the cost of clerkship site development, expansion, and other costs associated with the practicum experience. A clerkship/placement fee is also assessed to nontraditional PharmD students for the same purpose.

***Pharmacy School Government Fee:*** This is a non-refundable, required fee for all full-time students enrolled in the Pharmacy Doctoral program in the School of Pharmacy. This fee is in addition to the student government fee and supports conferences, guest lecturers, student activities, and other projects.

***Pharmacy Technology Fee:*** This is a non-refundable, required fee for all graduate and PharmD students (traditional and nontraditional) enrolled in the School of Pharmacy. The fee directly benefits students through increased access to computers and other instruction-related technology improvements.

***Private Music Lessons Fee:*** This is a non-refundable fee charged to all students enrolled in private music lessons. This fee is in addition to the Arts Majors Fee and is used to cover the cost of private music lessons.

***Room Charges:*** These fees are paid by all students living in University residence halls. Costs vary by residence hall and room occupancy.

***School of Dentistry Clinical Component Fee:*** Dental students who do not complete their clinical component on time are assessed a fee for each additional month the student requires for completion beyond the expected completion date. The fee is used to cover additional costs associated with the extended use of clinical facilities.

***School of Dentistry Clinical Usage Fee:*** This is a non-refundable, flat fee charged to first, second, and third year Dental students. The revenues are used to offset the cost of dental supplies and equipment.

***School of Dentistry Disability Insurance Fee:*** This is a non-refundable, flat fee charged to all School of Dentistry students. The revenues are used to purchase disability insurance policies.

***School of Education Athletic Training Laboratory Fee:*** This fee is assessed to students enrolling in athletic training courses, and the revenues are used to purchase materials needed for these classes.

***School of Education Student Teaching Internship Fee:*** This fee is charged only to graduate education students. The revenue is used to pay honoraria to teachers who assist with student teaching.

***School of Engineering Instructional Lab Fee:*** This fee is charged to students enrolled in instructional lab courses through the School of Engineering.

***School of Medicine Disability Insurance Fee:*** This is a non-refundable, flat fee charged to all School of Medicine students. Long-term disability insurance coverage is required for medical students under accreditation guidelines.

***School of Medicine – Quantitative Physiology Fee:*** This is a flat fee charged to Biomedical Engineering students enrolled in introductory quantitative physiology courses. Revenues are used to offset related supplies and materials costs.

***School of Nursing Clinical Lab Fees:*** This is a refundable, per credit hour charge for undergraduate and graduate students enrolled in clinical credit course in the School of Nursing. Revenues are used to defray the cost of clinical courses.

***School of Social Work Field Education Placement Fee:*** This is a non-refundable fee charged to Social Work students for costs associated with field instruction and placement in participating agencies in Virginia, Washington D.C., and neighboring states.

***School of Social Work Off-Campus Student Government Fee:*** This is a non-refundable, required fee for all students enrolled in the off-site Social Work program in the School of Social Work. This fee supports conferences, guest lecturers, student activities, and other projects.

***School of the Arts Materials Fees:*** This fee is assessed to all students who enroll in art courses requiring additional course-related material. The Schedule of Classes lists these courses and the amounts of these fees.

***School of the Arts Special Course Fees:*** This fee is assessed only to non-art major students who enroll in art courses. The fees collected are used to fund programs within the School of the Arts. The Schedule of Classes lists the courses to which these fees apply and the amounts of these fees.

***Science Lab Fee:*** This is a per course hour fee charged to students enrolled in selected Biology, Chemistry, and Forensic Science courses.

***STAR Program Fee:*** This is a fee assessed to new students for the STAR (student testing, advising, and registration) and Welcome Week summer orientation programs. Revenues are used to offset program costs.

***STARry Nights:*** This is a fee charged to students participating in the optional overnight orientation program. Revenues are used to offset program costs.

***Student Activity Fee:*** This is a non-refundable, required fee for all full-time and part-time Monroe Park Campus students. The fee supports activities scheduled throughout the academic year, such as concerts, plays, student organizations, and publications.

***Student Government Fee:*** This is a non-refundable, required fee for all full-time and part-time students on the MCV Campus. This fee supports social, cultural, and other MCV Campus activities.

***Student Parking Rates:*** Students living on or off-campus may purchase parking subscriptions every semester. Special daily rates are also offered to students parking in the West Main or West Broad Street decks. The revenues collected are used to pay operating costs for the parking program.

***Student Transcript Fee:*** This fee is assessed to students requesting copies of official transcripts. (The first three requests by students are free-of-charge.) The revenues are used to cover mailing and processing costs for the transcripts.

***Technology Fee:*** This is a non-refundable, required fee for all undergraduate, graduate, and first-professional students on both campuses. The fee is used to provide for a student's technological needs and to support University-wide technological initiatives.

Student input is a critical component in determining the use of the revenue derived from the technology fee.

***University Fee:*** This is a refundable, required fee for all full- and part-time students on both campuses. Full-time students pay a flat rate. Part-time students pay a per credit hour rate. This fee is used by the University to support recreational sports facilities, the Student Commons, campus development, intercollegiate athletics, and other programs.

**VIRGINIA COMMONWEALTH UNIVERSITY  
2007-08 UNIVERSITY BUDGET PLAN**

**Glossary of Budget Terms**

**Virginia Commonwealth University  
2007-08 University Budget Plan**

**Glossary of Budget Terms**

**I. Revenue**

Budgeted revenue is derived from either State appropriated general or nongeneral funds.

**General Funds (GF)**      General funds is a term used in the State Appropriation Act to describe State tax dollars. State tax dollars support Educational and General Programs and Student Financial Assistance Programs.

**Nongeneral Funds (NGF)**      Nongeneral funds is a term used to describe all funds raised exclusively by VCU to support its budgeted expenditures. Nongeneral funds are derived from the following sources:

**Student Tuition and Fees**      Revenue from the tuition and fee charges described.

**Grants and Contracts**      Reimbursement of expenditures from Federal, State and local agencies sponsoring projects at the University.

**Gifts**      A gift to the University can be in the form of cash, securities, tangible personal property (works of art, antiques, books, etc.), intangible personal property (copyrights, patents, contract, royalties, etc.), and real estate.

**Endowment Income**      Endowment funds are funds for which the principal is to be maintained in perpetuity. The income from the endowment can generally be used for any purpose, unless certain restrictions have been imposed by the donor.

**Foundation Support**      Revenue received from the VCU Foundation, the MCV Foundation, the VCU Real Estate Foundation, or from the VCU School of Engineering Foundation.

<b>Income from Trust Funds</b>	Income earned from a trust held by the University in a trustee capacity. The income is used for University operations.
<b>Investment Income</b>	Income generated from the University's investment securities.
<b>Sales and Services</b>	Revenue from charges made by a specific organizational unit for the delivery of goods and services.
<b>Federal Loan Funds</b>	Federal funds provided to students through the direct student loan program for subsidized and unsubsidized student loans.

### **Tuition and Fees**

Tuition and fee policy for Virginia's colleges and universities is set by the Governor and the General Assembly through the Appropriation Act. The Boards of Visitors approve tuition and fee rates. Tuition and fee charges at VCU fall under one of the following categories:

<b>Tuition</b>	A fixed rate charged each student based on the student's instructional program, residency status, and the level of enrollment (undergraduate vs. graduate vs. professional).
<b>Fees</b>	Charges in excess of tuition, which are related to a specific program, or set of programs. Fees at VCU include:
<b>Technology Fee</b>	A fee to offset the cost of providing new technology services and enhancements to students.
<b>University Fee</b>	A single comprehensive fee covering a wide variety of student-related programs.
<b>Health Service Fee</b>	Enrollment in VCU's student health care program is mandatory for full-time students. This fee covers basic health care services provided by the program.
<b>Student Activity Fee Student Government Fee</b>	A fee set by the two campus-based student government organizations to cover



programs managed by the students, such as the student newspaper and student organizations.

**Capital Outlay Fee**

A fee charged to all on-campus nonresident students for debt service requirements on the capital bond package approved in November 2002 and for the debt service on equipment purchases financed through the Higher Education Equipment Trust Fund. Revenues generated from this fee are transferred to the state Treasury Board.

**Housing**

A fee charged to students who reside in University Housing.

**Board**

A fee charged to students who subscribe to the University's meal plans.

**Course Fees**

A variety of fees separately charged by schools and departments based on a student's enrollment in certain programs and courses. These fees range from a Dentistry Instrument Rental Fee to general application fees and specific course fees in all schools.

**II. Expenditures**

Expenditures are budgeted on a program basis. The program expenditure classifications used in the budget are nationally recognized by colleges and universities. They allow for comparative reporting and are used for analytical purposes. These expenditure classifications are:

**Instruction**

Expenditures of the college, schools, departments, and other instructional divisions of the institution. Expenditures for departmental research and public service that are not separately budgeted are included. Expenditures for both credit and non-credit activities are included, as are general academic instruction, special session instruction, off-campus instruction, medical and dental instruction, and non-credit

community education conducted by the teaching faculty.

**Research**

This category includes all funds expended for activities specifically organized to produce research outcomes and commissioned by an agency either external to the institution or separately budgeted by an organizational unit within the institution.

**Public Service**

All funds budgeted specifically for public service and expended for activities established primarily to provide non-instructional services beneficial to groups external to the institution.

**Academic Support**

This category includes expenditures for the support services that are an integral part of the institution's primary mission of instruction, research, or public service. Included are expenditures for libraries, dean's offices, course and curriculum development, and the dental clinic.

**Student Services**

Funds expended for admissions, registrar activities, financial aid administration, and activities whose primary purpose is to contribute to students' emotional and physical well-being and to their intellectual, cultural, and social development outside the context of the formal instructional program.

**Institutional Support**

Expenditures for the day-to-day operational support of the institution, excluding expenditures for physical plant operations. Included are general administrative services, executive direction and planning, legal and fiscal operations, and public relations/development.

<b>Operation and Maintenance of Plant</b>	Expenditures for operations established to provide service and maintenance related to the campus grounds and facilities.
<b>Scholarships and Fellowships</b>	Expenditures made in the form of outright grants, tuition and fee remissions, and trainee stipends to students enrolled in formal coursework, either for credit or non-credit.
<b>Auxiliary Enterprises</b>	Self-supporting activities established to furnish goods and services to students, faculty and staff.
<b>Hospital Services</b>	Expenditures made for services in support of the VCU Health System through the Operations and Services Agreement (OSA), the Clinical, Educational, and Research Service Agreement (CERSA), and operation and maintenance services for leased space.